

AGENDA REQUEST FORM
THE SCHOOL BOARD OF BROWARD COUNTY, FLORIDA

Meeting Date <div style="border: 1px solid black; text-align: center; padding: 2px;">02-24-10</div>	<table style="width: 100%; border: none;"><tr><td style="width: 50%; border: 1px solid black; padding: 2px; text-align: center;">Open Agenda Yes <input checked="" type="checkbox"/> No</td><td style="width: 50%; border: 1px solid black; padding: 2px; text-align: center;">Time Certain Request Yes <input type="checkbox"/> No</td></tr></table>	Open Agenda Yes <input checked="" type="checkbox"/> No	Time Certain Request Yes <input type="checkbox"/> No	Agenda Item Number <div style="border: 1px solid black; text-align: center; padding: 2px;">1</div>
Open Agenda Yes <input checked="" type="checkbox"/> No	Time Certain Request Yes <input type="checkbox"/> No			

TITLE:	2010-11 School Attendance Areas/Boundaries and School Usage Recommendations –all Elementary Schools.								
REQUESTED ACTION:	To adopt at this final reading the Superintendent of Schools' recommendation for all elementary school usage and school attendance areas/boundaries for the 2010-11 school year at this public hearing.								
SUMMARY EXPLANATION AND BACKGROUND:	Pursuant to F.S.1001.49 and School Board Policy 5000 the Superintendent is required to submit recommendations to The School Board on school usage and attendance areas. The attached items represent the Superintendent's recommendations pursuant to these issues. The School Board will vote on the attendance areas for elementary schools as a separate item representing a rule with its own financial impact statement.								
SCHOOL BOARD GOALS:	<div style="margin-left: 20px;"><input checked="" type="checkbox"/> •Goal One: Raise achievement of all students to ensure graduation from high school and readiness for post-secondary education. <input type="checkbox"/> •Goal Two: Improve the health and wellness of students and personnel. <input checked="" type="checkbox"/> •Goal Three: Provide a safe and secure physical and technological environment for all students and employees. <input type="checkbox"/> •Goal Four: Promote innovation which focuses on best practices and quality efforts that improve our best-in-class position. <input type="checkbox"/> •Goal Five: Recruit, develop, retain, and recognize high performing and diverse faculty and personnel. <input checked="" type="checkbox"/> •Goal Six: Build strong partnerships with family, business, community and government at the classroom, school, area, and district level. <input type="checkbox"/> •Goal Seven: Ensure district's leadership as an environmental steward through innovative ecology and energy conservation programs.</div>								
FINANCIAL IMPACT:	See Financial Impact Statement in the attached <u>2010-11 School Attendance Areas/Boundaries and School Usage Recommendations</u> document.								
EXHIBITS: (List)	2010-11 School Attendance Areas/Boundaries and School Usage Recommendations including: <div style="margin-left: 20px;">a. Supporting Documentation b. Proposed Elementary School Attendance Areas for the 2010-11 School Year c. Tentative Financial Impact Information d. Appendices: District-wide maps, feeder patterns, and School Board Policies 5000 and 5004.1</div>								
BOARD ACTION: <div style="text-align: center; font-weight: bold; font-size: 1.2em; margin-top: 10px;">ADOPTED</div> <div style="font-size: 0.8em; margin-top: 5px;">(For Official School Board Records' Office Only)</div>	<table style="width: 100%; border: none;"><tr><td colspan="2" style="padding: 5px;">SOURCE OF ADDITIONAL INFORMATION:</td></tr><tr><td style="width: 60%; padding: 5px;">Leslie Brown</td><td style="width: 40%; padding: 5px; text-align: right;">754-321-2130</td></tr><tr><td style="padding: 5px;">Jill Young</td><td style="padding: 5px; text-align: right;">754-321-2480</td></tr><tr><td style="border-top: 1px solid black; padding: 5px;">Name</td><td style="border-top: 1px solid black; padding: 5px; text-align: right;">Phone</td></tr></table>	SOURCE OF ADDITIONAL INFORMATION:		Leslie Brown	754-321-2130	Jill Young	754-321-2480	Name	Phone
SOURCE OF ADDITIONAL INFORMATION:									
Leslie Brown	754-321-2130								
Jill Young	754-321-2480								
Name	Phone								


THE SCHOOL BOARD OF BROWARD COUNTY, FLORIDA

**JOANNE W. HARRISON, Ed.D., DEPUTY SUPERINTENDENT
EDUCATIONAL PROGRAMS AND STUDENT SUPPORT)**

Adopted in Open Board Meeting on: _____

FEB 24 2010

By: _____



School Board Chair

AGENDA REQUEST FORM
THE SCHOOL BOARD OF BROWARD COUNTY, FLORIDA

Meeting Date 02-24-10	Open Agenda Yes <input checked="" type="checkbox"/> No <input type="checkbox"/>	Time Certain Request Yes <input type="checkbox"/> No <input checked="" type="checkbox"/>	Agenda Item Number 2
---------------------------------	---	--	--------------------------------

TITLE:

2010-11 School Attendance Areas/Boundaries and School Usage Recommendations – all Middle Schools

REQUESTED ACTION:

To adopt at this final reading the Superintendent of Schools' recommendation for all middle school usage and school attendance areas/boundaries for the 2010-11 school year at this public hearing.

SUMMARY EXPLANATION AND BACKGROUND:

Pursuant to F.S.1001.49 and School Board Policy 5000 the Superintendent is required to submit recommendations to The School Board on school usage and attendance areas. The attached items represent the Superintendent's recommendations pursuant to these issues. The School Board will vote on the attendance areas for middle schools as a separate item representing a rule with its own financial impact statement.

SCHOOL BOARD GOALS:

- ☒ •Goal One: Raise achievement of all students to ensure graduation from high school and readiness for post-secondary education.
- ☐ •Goal Two: Improve the health and wellness of students and personnel.
- ☒ •Goal Three: Provide a safe and secure physical and technological environment for all students and employees.
- ☐ •Goal Four: Promote innovation which focuses on best practices and quality efforts that improve our best-in-class position.
- ☐ •Goal Five: Recruit, develop, retain, and recognize high performing and diverse faculty and personnel.
- ☒ •Goal Six: Build strong partnerships with family, business, community and government at the classroom, school, area, and district level.
- ☐ •Goal Seven: Ensure district's leadership as an environmental steward through innovative ecology and energy conservation programs.

FINANCIAL IMPACT:

See Financial Impact Statement in the attached 2010-11 School Attendance Areas/Boundaries and School Usage Recommendations document.

EXHIBITS: (List)

- 2010-11 School Attendance Areas/Boundaries and School Usage Recommendations including:**
- a. Supporting Documentation
 - b. Proposed Middle School Attendance Areas for the 2010-11 School Year
 - c. Tentative Financial Impact Information
 - d. Appendices: District-wide maps, feeder patterns, and School Board Policies 5000 and 5004.1

BOARD ACTION:

ADOPTED

(For Official School Board Records' Office Only)

SOURCE OF ADDITIONAL INFORMATION:

Leslie Brown
Jill Young

754-321-2130
754-321-2480

Name

Phone

THE SCHOOL BOARD OF BROWARD COUNTY, FLORIDA
JOANNE W. HARRISON, Ed.D., DEPUTY SUPERINTENDENT
EDUCATIONAL PROGRAMS AND STUDENT SUPPORT

Joanne W. Harrison
Adopted in Open Board Meeting on:

By:

Forms 4189 Rev 7/08
JFN/JWL/LB/JY:cy

Jennifer Potts

School Board Chair

AGENDA REQUEST FORM
THE SCHOOL BOARD OF BROWARD COUNTY, FLORIDA

Meeting Date <div style="border: 1px solid black; padding: 2px;">02-24-10</div>	<div style="display: flex; justify-content: space-around;"><div style="text-align: center;">Open Agenda Yes <input checked="" type="checkbox"/> No</div><div style="text-align: center;">Time Certain Request Yes <input type="checkbox"/> <input checked="" type="checkbox"/> No</div></div>	Agenda Item Number <div style="border: 1px solid black; padding: 2px; text-align: center;">3</div>
---	--	--

TITLE: 2010-11 School Attendance Areas/Boundaries and School Usage Recommendations – all High Schools

REQUESTED ACTION:
To adopt at this final reading the Superintendent of Schools' recommendation for all high school usage and school attendance areas/boundaries for the 2010-11 school year at this public hearing.

SUMMARY EXPLANATION AND BACKGROUND:
Pursuant to F.S.1001.49 and School Board Policy 5000 the Superintendent is required to submit recommendations to The School Board on school usage and attendance areas. The attached items represent the Superintendent's recommendations pursuant to these issues. The School Board will vote on the attendance areas for high schools as a separate item representing a rule with its own financial impact statement.

SCHOOL BOARD GOALS:

- ☒ •Goal One: Raise achievement of all students to ensure graduation from high school and readiness for post-secondary education.
- ☐ •Goal Two: Improve the health and wellness of students and personnel.
- ☒ •Goal Three: Provide a safe and secure physical and technological environment for all students and employees.
- ☐ •Goal Four: Promote innovation which focuses on best practices and quality efforts that improve our best-in-class position.
- ☐ •Goal Five: Recruit, develop, retain, and recognize high performing and diverse faculty and personnel.
- ☒ •Goal Six: Build strong partnerships with family, business, community and government at the classroom, school, area, and district level.
- ☐ •Goal Seven: Ensure district's leadership as an environmental steward through innovative ecology and energy conservation programs.


FINANCIAL IMPACT:
See Financial Impact Statement in the attached 2010-11 School Attendance Areas/Boundaries and School Usage Recommendations document.

EXHIBITS: (List)
2010-11 School Attendance Areas/Boundaries and School Usage Recommendations including:
a. Supporting Documentation
b. Proposed High School Attendance Areas for the 2010-11 School Year
c. Tentative Financial Impact Information
d. Appendices: District-wide maps, feeder patterns, and School Board Policies 5000 and 5004.1

BOARD ACTION: <div style="text-align: center; font-size: 1.2em; font-weight: bold;">ADOPTED</div> <small>(For Official School Board Records' Office Only)</small>	SOURCE OF ADDITIONAL INFORMATION: <table style="width: 100%;"><tr><td style="width: 70%;">Leslie Brown</td><td style="width: 30%;">754-321-2130</td></tr><tr><td>Jill Young</td><td>754-321-2480</td></tr></table> <div style="display: flex; justify-content: space-between; font-size: 0.8em;">NamePhone</div>	Leslie Brown	754-321-2130	Jill Young	754-321-2480
Leslie Brown	754-321-2130				
Jill Young	754-321-2480				


THE SCHOOL BOARD OF BROWARD COUNTY, FLORIDA

**JOANNE W. HARRISON, Ed.D., DEPUTY SUPERINTENDENT
EDUCATIONAL PROGRAMS AND STUDENT SUPPORT**


Adopted in Open Board Meeting on:

By:

Forms 4189 Rev 7/08
JFN/JWL/LB/JY:cy



School Board Chair

AGENDA REQUEST FORM
THE SCHOOL BOARD OF BROWARD COUNTY, FLORIDA


Meeting Date <div style="border: 1px solid black; text-align: center; padding: 2px;">02-24-10</div>	<table style="width: 100%;"><tr><td style="width: 50%; text-align: center; padding: 2px;">Open Agenda Yes <u> x </u> No</td><td style="width: 50%; text-align: center; padding: 2px;">Time Certain Request Yes <u> x </u> No</td></tr></table>	Open Agenda Yes <u> x </u> No	Time Certain Request Yes <u> x </u> No	Agenda Item Number <div style="border: 1px solid black; text-align: center; padding: 2px;">4</div>
Open Agenda Yes <u> x </u> No	Time Certain Request Yes <u> x </u> No			

TITLE:	2010-11 School Attendance Areas/Boundaries and School Usage Recommendations – PreK-8 Schools.								
REQUESTED ACTION:	To adopt at this final reading the Superintendent of Schools' recommendation for PreK-8 school usage and school attendance areas/boundaries for the 2010-11 school year at this public hearing.								
SUMMARY EXPLANATION AND BACKGROUND:	Pursuant to F.S.1001.49 and School Board Policy 5000 the Superintendent is required to submit recommendations to The School Board on school usage and attendance areas. The attached items represent the Superintendent's recommendations pursuant to these issues. The School Board will vote on the attendance areas for PreK-8 schools as a separate item representing a rule with its own financial impact statement.								
SCHOOL BOARD GOALS:	<div style="margin-left: 20px;"><input checked="" type="checkbox"/> •Goal One: Raise achievement of all students to ensure graduation from high school and readiness for post-secondary education. <input type="checkbox"/> •Goal Two: Improve the health and wellness of students and personnel. <input checked="" type="checkbox"/> •Goal Three: Provide a safe and secure physical and technological environment for all students and employees. <input type="checkbox"/> •Goal Four: Promote innovation which focuses on best practices and quality efforts that improve our best-in-class position. <input type="checkbox"/> •Goal Five: Recruit, develop, retain, and recognize high performing and diverse faculty and personnel. <input checked="" type="checkbox"/> •Goal Six: Build strong partnerships with family, business, community and government at the classroom, school, area, and district level. <input type="checkbox"/> •Goal Seven: Ensure district's leadership as an environmental steward through innovative ecology and energy conservation Programs</div>								
FINANCIAL IMPACT:	See Financial Impact Statement in the attached <u>2010-11 School Attendance Areas/Boundaries and School Usage Recommendations</u> document.								
EXHIBITS: (List)	2010-11 School Attendance Areas/Boundaries and School Usage Recommendations including: a. Supporting Documentation b. Proposed PreK-8 School Attendance Areas for the 2010-11 School Year c. Tentative Financial Impact Information d. Appendices: District-wide maps, feeder patterns, and School Board Policies 5000 and 5004.1								
BOARD ACTION: <div style="text-align: center; font-weight: bold; font-size: 1.2em; margin-top: 10px;">ADOPTED</div> <div style="font-size: 0.8em; margin-top: 5px;">(For Official School Board Records' Office Only)</div>	<table style="width: 100%;"><tr><td colspan="2">SOURCE OF ADDITIONAL INFORMATION:</td></tr><tr><td style="width: 70%;">Leslie Brown</td><td style="width: 30%;">754-321-2130</td></tr><tr><td>Jill Young</td><td>754-321-2480</td></tr><tr><td style="border-top: 1px solid black; font-size: 0.8em;">Name</td><td style="border-top: 1px solid black; font-size: 0.8em;">Phone</td></tr></table>	SOURCE OF ADDITIONAL INFORMATION:		Leslie Brown	754-321-2130	Jill Young	754-321-2480	Name	Phone
SOURCE OF ADDITIONAL INFORMATION:									
Leslie Brown	754-321-2130								
Jill Young	754-321-2480								
Name	Phone								

THE SCHOOL BOARD OF BROWARD COUNTY, FLORIDA
JOANNE W. HARRISON, Ed.D., DEPUTY SUPERINTENDENT
EDUCATIONAL PROGRAMS AND STUDENT SUPPORT)


Adopted in Open Board Meeting on: _____

By: _____



School Board Chair

**SCHOOL ATTENDANCE AREAS/BOUNDARIES
AND SCHOOL USAGE RECOMMENDATIONS
2010-2011**



**PUBLIC HEARING
SECOND READING
ELEMENTARY, MIDDLE, HIGH, AND
PREKINDERGARTEN THROUGH EIGHTH GRADE SCHOOLS
FEBRUARY 24, 2010**

**SCHOOL BOARD AGENDA ITEMS AND
SUPPORTING DOCUMENTATION**

THE SCHOOL BOARD OF BROWARD COUNTY, FLORIDA



Jennifer Leonard Gottlieb, Chair
Benjamin J. Williams, Vice-Chair

Robin Bartleman
Maureen S. Dinnen
Phyllis C. Hope
Stephanie Arma Kraft, Esq.
Ann Murray
Robert D. Parks, Ed.D.
Kevin P. Tynan, Esq.

James F. Notter
Superintendent of Schools

Dr. Joanne Harrison, Deputy Superintendent
Educational Programs & Student Support
Leslie Brown, Executive Director, Educational Programs
Jill Young, Director, School Boundaries

The School Board of Broward County, Florida prohibits any policy or procedure which results in discrimination on the basis of age, color, disability, gender, national origin, marital status, race, religion or sexual orientation. Individuals who wish to file a discrimination and/or harassment complaint may call the Director of Equal Educational Opportunities at (754) 321-2150 or Teletype Machine TTY (754) 321-2158. Individuals with disabilities requesting accommodations under the Americans with Disabilities Act (ADA) may call the Equal Educational Opportunities Department (EEO) at 754-321-2150 or Teletype Machine TTY 754-321-2158.

Prepared by the School Boundaries Department

**600 SE Third Avenue
Fort Lauderdale, Florida 33301**

**Phone: (754) 321-2480
Facsimile: (754) 321-2489**

<http://www.browardschools.com/schoolboundaries>

PUBLIC HEARING

SECOND READING

February 24, 2010

Elementary, Middle, High, and Prekindergarten through
Eighth Grade Schools

The School Board of Broward County, Florida, will vote on all elementary, middle, high, and prekindergarten through eighth grade schools as separate agenda items.

TABLE OF CONTENTS

I.	SUPERINTENDENT’S MEMORANDUM REGARDING THE 2010-11 SCHOOL ATTENDANCE AREAS/BOUNDARIES AND SCHOOL USAGE RECOMMENDATIONS	19
II.	BOARD AGENDA ITEM 1 PROPOSED ELEMENTARY SCHOOL ATTENDANCE AREAS Recommendation Maps with Area Descriptions Proposed Changes to Projected Enrollment and Diversity 2010-11 Proposed Elementary Attendance Areas	25
III.	BOARD AGENDA ITEM 2 PROPOSED MIDDLE SCHOOL ATTENDANCE AREAS Recommendation Maps with Area Descriptions Proposed Changes to Projected Enrollment and Diversity 2010-11 Proposed Middle School Attendance Areas	205
IV.	BOARD AGENDA ITEM 3 PROPOSED HIGH SCHOOL ATTENDANCE AREAS Recommendation Maps with Area Descriptions Proposed Changes to Projected Enrollment and Diversity 2010-11 Proposed High School Attendance Areas	279
V.	BOARD AGENDA ITEM 4 PROPOSED PREKINDERGARTEN THROUGH EIGHTH GRADE SCHOOL ATTENDANCE AREAS Recommendation Maps with Area Descriptions 2010-11 Proposed Prekindergarten through Eighth Grade School Attendance Areas	343
VI.	TENTATIVE FINANCIAL IMPACT INFORMATION Budget Relocatables Safety Transportation	349
VII.	APPENDICES A. 2009-10 District-Wide Maps by Level B. Feeder Patterns C. School Board Policies – 5000, 5004.1	361

2010-11 SCHOOL ATTENDANCE AREAS/BOUNDARIES AND SCHOOL USAGE RECOMMENDATIONS

James F. Notter
Superintendent of Schools

INTRODUCTION

Based upon School Board input at the December 8, 2009 Boundary Workshop IV, the final Superintendent's 2010-11 school attendance areas and school usage recommendations for all schools includes changes for three elementary schools, one prekindergarten through eighth grade school, two middle schools, and one high school boundary that will:

- assign elementary, middle and high school attendance areas to the "Wedge" area, recently annexed from Palm Beach County
- establish choice zones for a new pre-kindergarten through eighth grade Montessori magnet school, and adjust the choice zones for two existing Montessori magnet schools.

For all other schools in the District, attendance areas will be the same in the 2010-11 school year as they were in the 2009-10 school year or will follow the previously approved grade phase-ins.

2010-11 Boundary Process Overview

The following is a summary of key dates throughout the 2010-11 Boundary Process:

- **June 23, 2009 Growth Management and School Boundaries School Board Workshop I:** Growth Management staff updated the School Board on Senate Bill 360, consequences of not meeting school concurrency mandates, alternative LOS standards and the process of modifying the Interlocal Agreement (ILA) for Public School Concurrency. School Boundaries staff reviewed last year's boundary process and this year's proposed boundary process, reviewed boundary process drivers and schools potentially entering the boundary process based on the current state and local mandates on school facility space requirements.
- **August 25, 2009 Growth Management and School Boundaries School Board Workshop II:** Growth Management staff provided the School Board with further updates on Senate Bill 360, ILA, and (8) Concurrency Service Areas (CSAs) based on feeder patterns. School Boundaries staff presented a preliminary draft list of recommended schools to enter this year's boundary process, the potential for future domino boundary changes, and a table illustrating the potential timeline for grade phase-ins to occur.
- **August through October 2009 Data Gathering:** Immediately following the twentieth day of enrollment, the online Planning Tool for School Enrollment and Capacity was updated to include: student count, enrollment projections, feeder patterns, permanent, gross, and core capacity, classroom additions, Magnet, ESE, NCLB and Reassignment

data, and Facility and Growth Management Level of Service. Utilizing the information gathered by District staff, Research Development & Assessment, ETS staff compiled the Class Size Survey for all schools within the District.

- **August through October 2009 Community Orientation:** School Boundaries staff educated the community about the state mandates affecting the 2010-11 revised boundary process which included Public School Concurrency, Class Size Reduction, and the State Plant Survey.
- **October 6, 2009 Emergency Rule (policy) Amendment Process:** Attendance areas were assigned and effective immediately through the emergency rule amendment process for children living in the Palm Beach County land area known as the “Wedge” which was annexed into Broward County on September 21, 2009. Children residing within this area were assigned to attend Park Trails Elementary, Westglades Middle, and Marjory Stoneman Douglas High Schools for a period not to exceed 90 days. Within the 90 day period two policy readings to amend the existing 2009-10 school boundaries were approved on November 10, 2009, and adopted on December 15, 2009.

Also during this time on November 10, 2009, an Interlocal Agreement was approved between the School Boards of Broward and Palm Beach Counties to allow the existing 14 students residing in the Wedge area the choice to remain in Palm Beach County schools where they were currently enrolled for the remainder of the 2009-10 school year, or to attend their assigned schools in Broward County.

- **October 27, 2009 School Board Workshop III:** Growth Management staff presented further updates on the process of amending the ILA and recommendations from the Oversight Committee which included the use of gross capacity at the individual school boundary until 2015. School Boundaries staff presented updates on Class Size Reduction, the Planning Tool for School Enrollment and Capacity, and the Superintendent’s initial boundary recommendations.

The Superintendent’s initial boundary recommendations included Pioneer Middle School, the opening of a new School C prekindergarten through eighth grade Montessori, modifying the attendance areas for two existing Montessori magnet schools (Virginia Shuman Young Elementary and Sunrise Middle Schools), and assigning elementary, middle and high school attendance areas to the recently annexed area known as the “Wedge.”

- **November 2009 Community Conferences:** The Superintendent’s initial boundary recommendations and rationale were presented to all communities at four separate community conferences. The same materials were discussed at each community conference and community input was collected.
- **December 8, 2009 School Board Workshop IV:** Growth Management staff provided an update on amending the ILA and recommendations from the Staff Working Group to move forward with 8 CSAs were presented to the School Board.

Public input on the Superintendent’s initial school boundary recommendations were presented to the School Board for discussion. As a result of this discussion, the Superintendent recommended postponing the Pioneer Middle School boundary recommendation for one year to await the outcome of the ILA amendment process and to move forward with the boundary recommendations for the “Wedge” into Park Trails and Heron Heights Elementary Schools, Westglades Middle and Marjory Stoneman Douglas High Schools in addition to boundary recommendations for the three

Montessori schools: Virginia Shuman Young Elementary, Sunrise Middle and new School C Montessori.

- **December 15, 2009 School Board Agenda Item “J-27” Formal Initiation of the Proposed Amendments to the Amended Interlocal Agreement for Public School Facility Planning:** Approve the authorization to initiate the proposed amendments to the Amended Interlocal Agreement for Public School Facility Planning to enable commencement of the formal process to amend the Agreement.

At the December 9, 2009 Special Oversight Committee meeting, convened at the request of the School Board to reconsider their position and support the 8 expanded concurrency service areas (CSAs), the Committee voted unanimously to amend the Amended ILA to change the adopted level of service (LOS) for each elementary, middle and high school from 110% permanent capacity to 100% gross capacity commencing from school year 2010-11 to school year 2018-19, with the CSAs to remain as individual school boundaries. The ILA amendment process is anticipated to be completed in fall of 2010.

- **January 27, 2010 Public Hearing I:** The Superintendent’s final school attendance areas and school usage recommendations for 2010-11 include changes for three elementary schools, one pre-kindergarten through eighth grade Montessori school, two middle schools, and one high school in addition to the continuation of the 2009-10 boundaries for all remaining elementary, middle, and high schools in the District. School Board Members must approve next year's attendance areas with two consecutive School Board votes before attendance areas are adopted for the upcoming 2010-11 school year. Public input will be taken at each hearing.
- **February 24, 2010 Public Hearing II:** Public input will be taken at the second reading and final hearing of the school attendance areas and school usage recommendations for 2010-11.

AGENDA ITEMS SUPPORT DATA

Recommendation Maps with Area Descriptions

Each boundary recommendation is supported by a map illustrating the existing attendance areas (bold lines) and area recommended for boundary change (thin, hatched, angled lines). Included on the map are street labels identifying existing and potential school boundaries. A written description of each area proposed for change is provided.

Projected Enrollment and Diversity

Unless a choice area is modified, the affected school’s demographics as a result of the boundary change are provided with each boundary recommendation map. **Permanent capacity known as Florida Inventory of School Houses (FISH), gross capacity (permanent capacity plus relocatables), and School Concurrency Level of Service (LOS)** are provided in the table for each year. Classroom additions (if any exist) are calculated for each school for the next five years to arrive at the projected capacity for each school.

The **net transfer** is used to indicate the amount of enrollment relief or additional enrollment gained for each school. A number in parenthesis indicates a negative value or decrease in

enrollment while a positive value indicates additional enrollment. A net amount is used because it reflects the results of either a phase in of grades by year or a domino-type boundary change. For example, in an enrollment domino, a portion of Elementary School A's boundary is proposed to move into Elementary School B's boundary, while a portion of Elementary School B's boundary is proposed to move to Elementary School C's boundary. Some enrollment is both relieved and added to School B resulting in a net transfer. The two boundary changes affecting Elementary School B involve 608 students. While 405 students are expected to leave the school, 203 students are expected to be added. The resulting net transfer is negative (202) students, indicating relief of that amount.

Enrollment projections and forecasted capacity are used to forecast future enrollment in order to thwart unnecessary boundary changes as a result of future capacity additions. The analysis is completed for the 2010-11 through 2014-15 school years. The column, **Without Change**, illustrates projected enrollment prior to a boundary change. The column, **With Change**, reflects the projections in light of the net transfer as a result of the boundary change. The +/- **FISH With Change** column reflects the number of students over/under permanent capacity at the school as a result of the boundary change. The +/- **LOS With Change** column reflects the Level of Service as a result of the change and the **% Permanent FISH With Change** illustrates the percentage of permanent capacity consumed as a result of the change.

Diversity Breakdown is used as a means to determine the changes in ethnic, English Language Learners (ELL), Exceptional Student Education (ESE) and Free and Reduced Lunch (FRL) percentages. Rows identified as **(E)** reflect the existing diversity percentages while **(P)** reflects the proposed changes as a result of the boundary movement.

Feeder Patterns are the percentages of students within an attendance area that feed into the next level attendance areas. An aligned feeder pattern is when all (100%) the students in one elementary school matriculate to the same middle school and/or all (100%) students in one middle school matriculate to the same high school.

DESCRIPTION OF BOUNDARY RECOMMENDATIONS

Recommendation E-1: "Wedge" Area to Park Trails Elementary School

Number of students to change next year in 2010-11: 8

Adjust the boundary for Park Trails Elementary School to include the portion of the recently annexed "Wedge" area east of Nob Hill Road extended. Kindergarten through fifth grade students in this area are assigned to attend Park Trails Elementary School in 2010-11.

Commence at the intersection of the Broward/ Palm Beach County Line and County Line Road, west along County Line Road to Nob Hill Road extended, north along Nob Hill Road extended to the Broward/ Palm Beach County Line, and southeast along the Broward/ Palm Beach County Line to County Line Road.

Recommendation E-2: "Wedge" Area to Heron Heights Elementary School

Number of students to change next year in 2010-11: 0

Adjust the boundary for Heron Heights Elementary School to include the portion of the recently annexed "Wedge" area west of Nob Hill Road extended. Kindergarten through fifth grade students in this area are assigned to attend Heron Heights Elementary School in 2010-11.

Commence at the intersection of the Broward/ Palm Beach County Line and Nob Hill Road extended, south along Nob Hill Road extended to County Line Road, west along County Line Road to the Conservation Area boundary, north along the Conservation Area boundary to the Broward/ Palm Beach County Line, and southeast along the Broward/ Palm Beach County Line to Nob Hill Road extended.

Recommendation E-3: Adjust Virginia Shuman Young Elementary School

Reserve 150 choice seats for prekindergarten through fifth grade students in the community surrounding Virginia Shuman Young Elementary School defined as east of FEC Railroad, south of Sunrise Boulevard, west of Middle River, north of Sunrise Key Boulevard, west of Victoria Park Road/Mola Avenue, and north of the New River.

Prioritize 25% of the remaining seats for prekindergarten through fifth grade students residing north of Interstate 595 in schools where enrollment exceeds 110% of permanent capacity. Remaining seats will be filled by prekindergarten through fifth grade students residing north of Interstate 595. Students will be admitted in accordance with the provisions of School Board Policy 5004.1.

Students residing south of Interstate 595 currently attending Virginia Shuman Young Elementary School may continue in the program or may apply to attend new School C Montessori. Students residing south of Interstate 595 matriculating in theme from elementary to middle will have a priority to receive a middle level seat at new School C Montessori if their application is received prior to the Magnet Program application deadline.

Recommendation EM-1: Establish the Attendance Area for New School C Montessori

Reserve 150 choice seats for prekindergarten through eighth grade students residing within the South Broward High School attendance area.

Prioritize 25% of the remaining seats for prekindergarten through eighth grade students residing south of Interstate 595 in schools where enrollment exceeds 110% of permanent capacity. Remaining seats will be filled by students residing south of Interstate 595 through the Magnet random selection process. Students will be admitted in accordance with the provisions of School Board Policy 5004.1.

Students residing south of Interstate 595 currently attending Virginia Shuman Young Elementary School or Sunrise Middle School may continue in these programs or may apply to attend new School C Montessori. Students residing south of Interstate 595 matriculating in theme from elementary to middle will have a priority to receive a middle level seat at new

School C Montessori if their application is received prior to the Magnet Program application deadline.

Recommendation M-1: “Wedge” Area to Westglades Middle School

Number of students to change next year in 2010-11: 3

Adjust the boundary for Westglades Middle School to include the recently annexed "Wedge" area. Sixth through eighth grade students in this area are assigned to attend Westglades Middle School in 2010-11.

Commence at the intersection of the Broward/ Palm Beach County Line and County Line Road, west along County Line Road to the Conservation Area boundary, north along the Conservation Area boundary to the Broward/ Palm Beach County Line, and southeast along the Broward/ Palm Beach County Line to County Line Road.

Recommendation M-2: Adjust Sunrise Middle School

Students residing within the Sunrise Middle School attendance area automatically attend this school. Prioritize 25% of the remaining seats for sixth through eighth grade students residing north of Interstate 595 in schools where enrollment exceeds 110% of permanent capacity. Remaining seats will be filled by sixth through eighth grade students residing north of Interstate 595. Students will be admitted in accordance with the provisions of School Board Policy 5004.1.

Students residing south of Interstate 595 currently attending Sunrise Middle School may continue in the program or may apply to attend new School C Montessori. Students residing south of Interstate 595 matriculating in theme from elementary to middle will have a priority to receive a middle level seat at new School C Montessori if their application is received prior to the Magnet Program application deadline.

Recommendation H-1: “Wedge” Area to Marjory Stoneman Douglas High School

Number of students to change next year in 2010-11: 3

Adjust the boundary for Marjory Stoneman Douglas High School to include the recently annexed "Wedge" area. Ninth through twelfth grade students in this area are assigned to attend Marjory Stoneman Douglas High School in 2010-11.

Commence at the intersection of the Broward/ Palm Beach County Line and County Line Road, west along County Line Road to the Conservation Area boundary, north along the Conservation Area boundary to the Broward/ Palm Beach County Line, and southeast along the Broward/ Palm Beach County Line to County Line Road.

II. BOARD AGENDA ITEM 1
PROPOSED ELEMENTARY SCHOOL ATTENDANCE AREAS

The School Board of Broward County, Florida will vote on all elementary school attendance areas for the 2010-11 school year as a separate agenda item.

SUPPORTING DOCUMENTATION

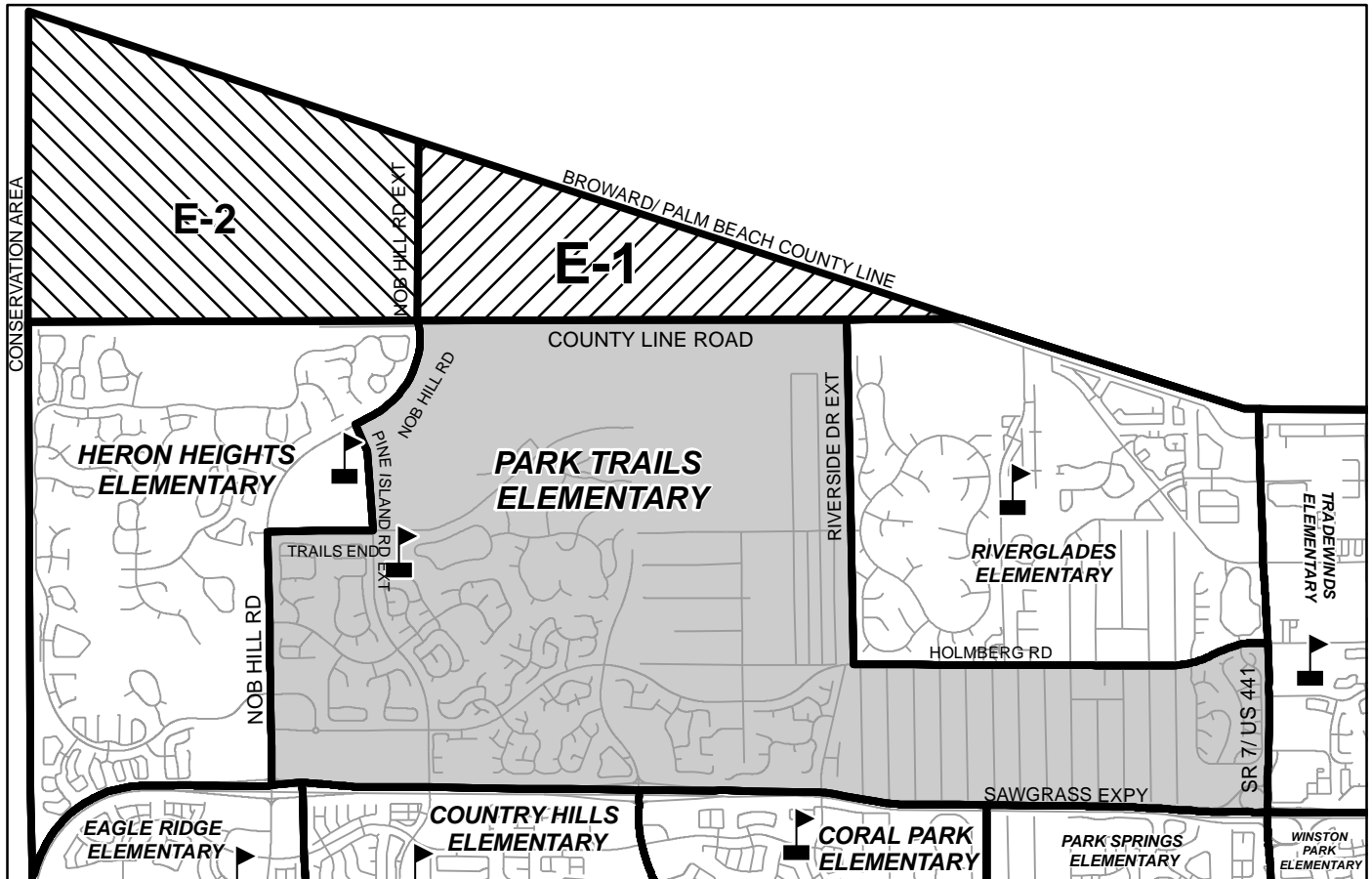
Recommendation Maps with Area Descriptions
Proposed Changes to Projected Enrollment and Diversity
2010-11 Proposed Elementary School Attendance Areas

For all other elementary schools in the District, attendance areas will be the same in the 2010-11 school year as they were in the 2009-10 school year or will follow previously approved grade phase ins.

RECOMMENDATION E-1

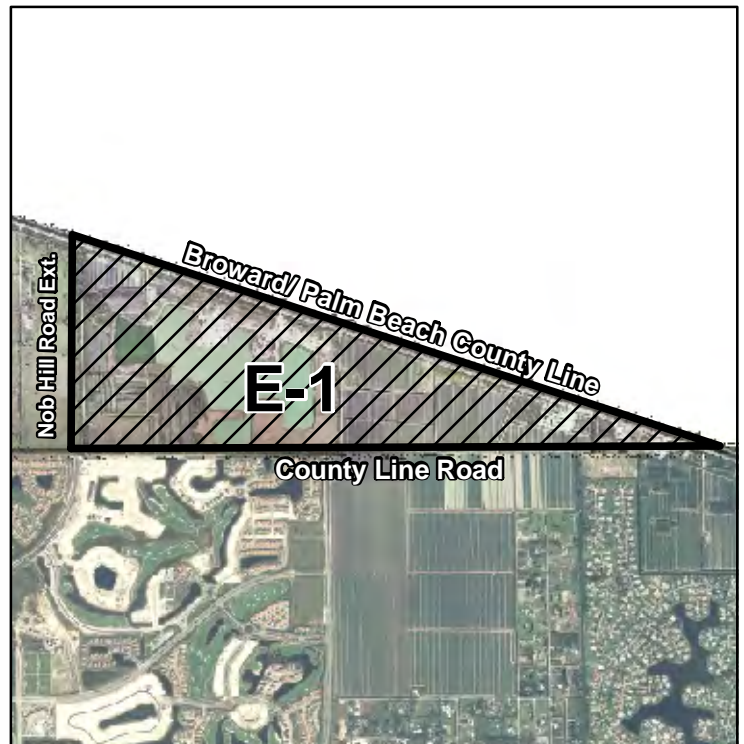
RECOMMENDATION DESCRIPTION:

Adjust the boundary for Park Trails Elementary School to include the portion of the newly annexed "Wedge" area east of Nob Hill Road extended. Kindergarten through fifth grade students in this area attend Park Trails Elementary School in 2010-11.



AREA AFFECTED:

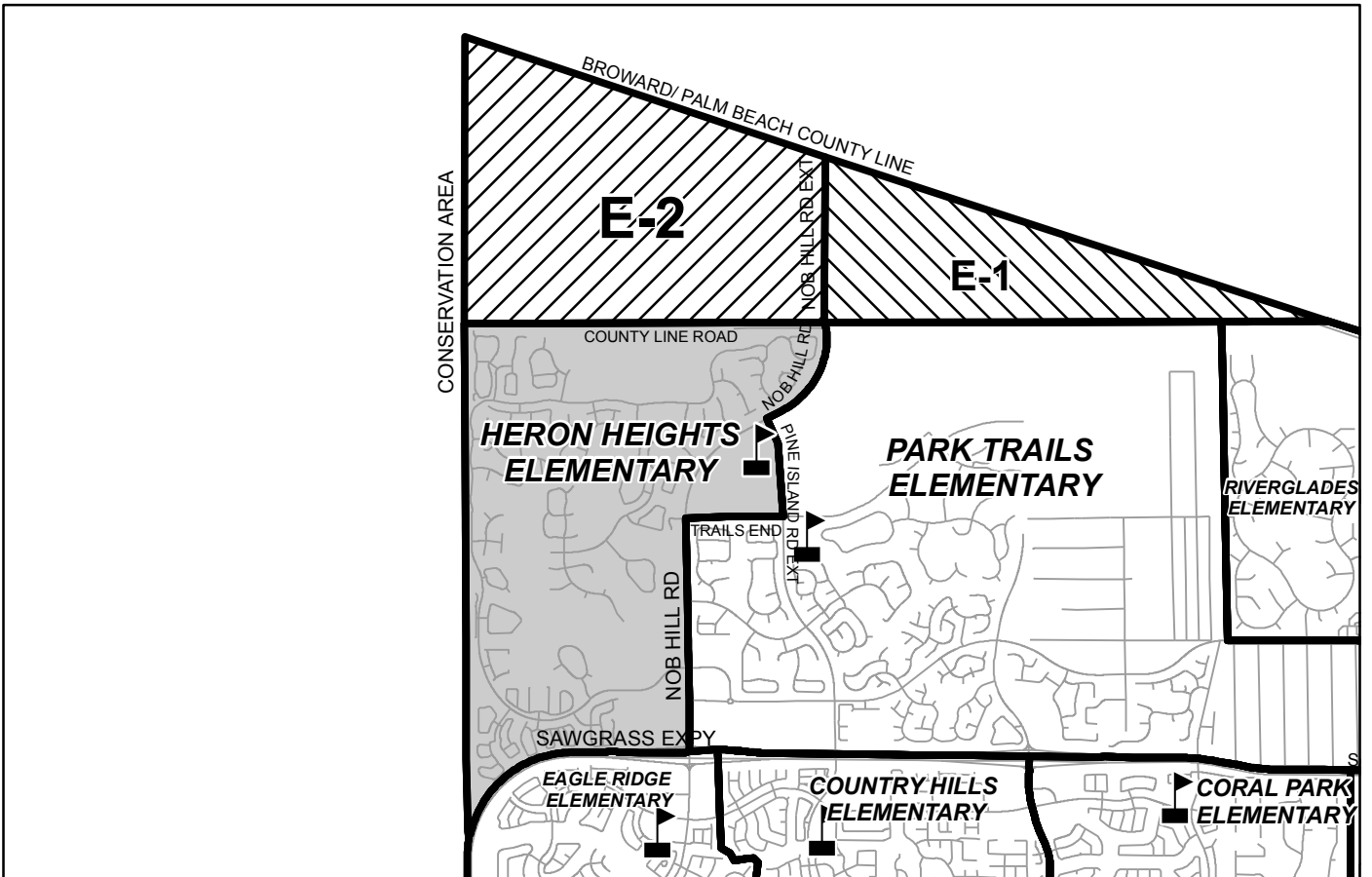
Commence at the intersection of the Broward/ Palm Beach County Line and County Line Road, west along County Line Road to Nob Hill Road extended, north along Nob Hill Road extended to the Broward/ Palm Beach County Line, and southeast along the Broward/ Palm Beach County Line to County Line Road.



RECOMMENDATION E-2

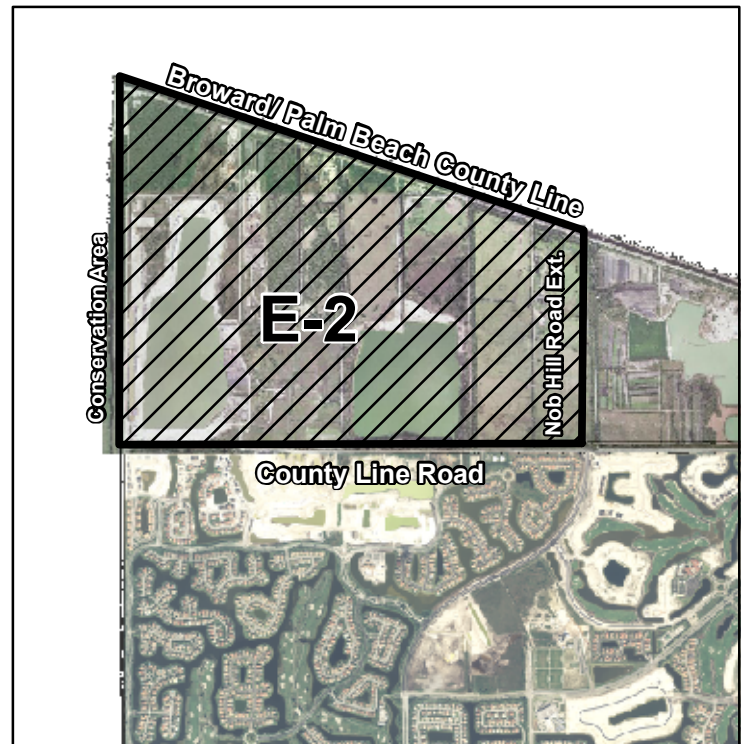
RECOMMENDATION DESCRIPTION:

Adjust the boundary for Heron Heights Elementary School to include the portion of the newly annexed "Wedge" area west of Nob Hill Road extended. Kindergarten through fifth grade students in this area attend Heron Heights Elementary School in 2010-11.



AREA AFFECTED:

Commence at the intersection of the Broward/ Palm Beach County Line and Nob Hill Road extended, south along Nob Hill Road extended to County Line Road, west along County Line Road to the Conservation Area boundary, north along the Conservation Area boundary to the Broward/ Palm Beach County Line, and southeast along the Broward/ Palm Beach County Line to Nob Hill Road extended



Recommendations E-1 and E-2
Projected Enrollment and Diversity
Data

2009-10 School Year									
Schools	Sept. 2009 Capacity					20th Day Enroll.	+/- FISH	+/- LOS	% Perm. FISH Capacity****
	FISH*	Gross**	LOS***						
Heron Heights Elementary	1,000	1,000	1,100			699	(301)	(401)	69.9%
Park Trails Elementary	1,276	1,276	1,404			889	(387)	(515)	69.7%

2010-11 School Year									
Schools	Sept. 2009 Capacity			Projection Without Change	Net Transfer	Projection With Change	+/- FISH With Change	+/- LOS With Change	% Perm. FISH With Change****
	FISH*		LOS						
Heron Heights Elementary	1,000		1,100	766	0	766	(234)	(334)	76.6%
Park Trails Elementary	1,276		1,404	931	8	939	(337)	(465)	73.6%

2011-12 School Year									
Schools	Sept. 2009 Capacity			Projection Without Change	Net Transfer	Projection With Change	+/- FISH With Change	+/- LOS With Change	% Perm. FISH With Change****
	FISH*		LOS						
Heron Heights Elementary	1,000		1,100	763	0	763	(237)	(337)	76.3%
Park Trails Elementary	1,276		1,404	1,042	8	1,050	(226)	(354)	82.3%

2012-13 School Year									
Schools	Sept. 2009 Capacity			Projection Without Change	Net Transfer	Projection With Change	+/- FISH With Change	+/- LOS With Change	% Perm. FISH With Change****
	FISH*		LOS						
Heron Heights Elementary	1,000		1,100	769	0	769	(231)	(331)	76.9%
Park Trails Elementary	1,276		1,404	1,091	8	1,099	(177)	(305)	86.1%

2013-14 School Year									
Schools	Sept. 2009 Capacity			Projection Without Change	Net Transfer	Projection With Change	+/- FISH With Change	+/- LOS With Change	% Perm. FISH With Change****
	FISH*		LOS						
Heron Heights Elementary	1,000		1,100	808	0	808	(192)	(292)	80.8%
Park Trails Elementary	1,276		1,404	1,109	8	1,117	(159)	(287)	87.5%

2014-15 School Year									
Schools	Sept. 2009 Capacity			Projection Without Change	Net Transfer	Projection With Change	+/- FISH With Change	+/- LOS With Change	% Perm. FISH With Change****
	FISH*		LOS						
Heron Heights Elementary	1,000		1,100	818	0	818	(182)	(282)	81.8%
Park Trails Elementary	1,276		1,404	1,081	8	1,089	(187)	(315)	85.3%

* Florida Inventory of School Houses (FISH) capacity includes permanent structures only.

** Gross Capacity = FISH capacity + relocatable capacity

*** LOS = 110% of FISH capacity

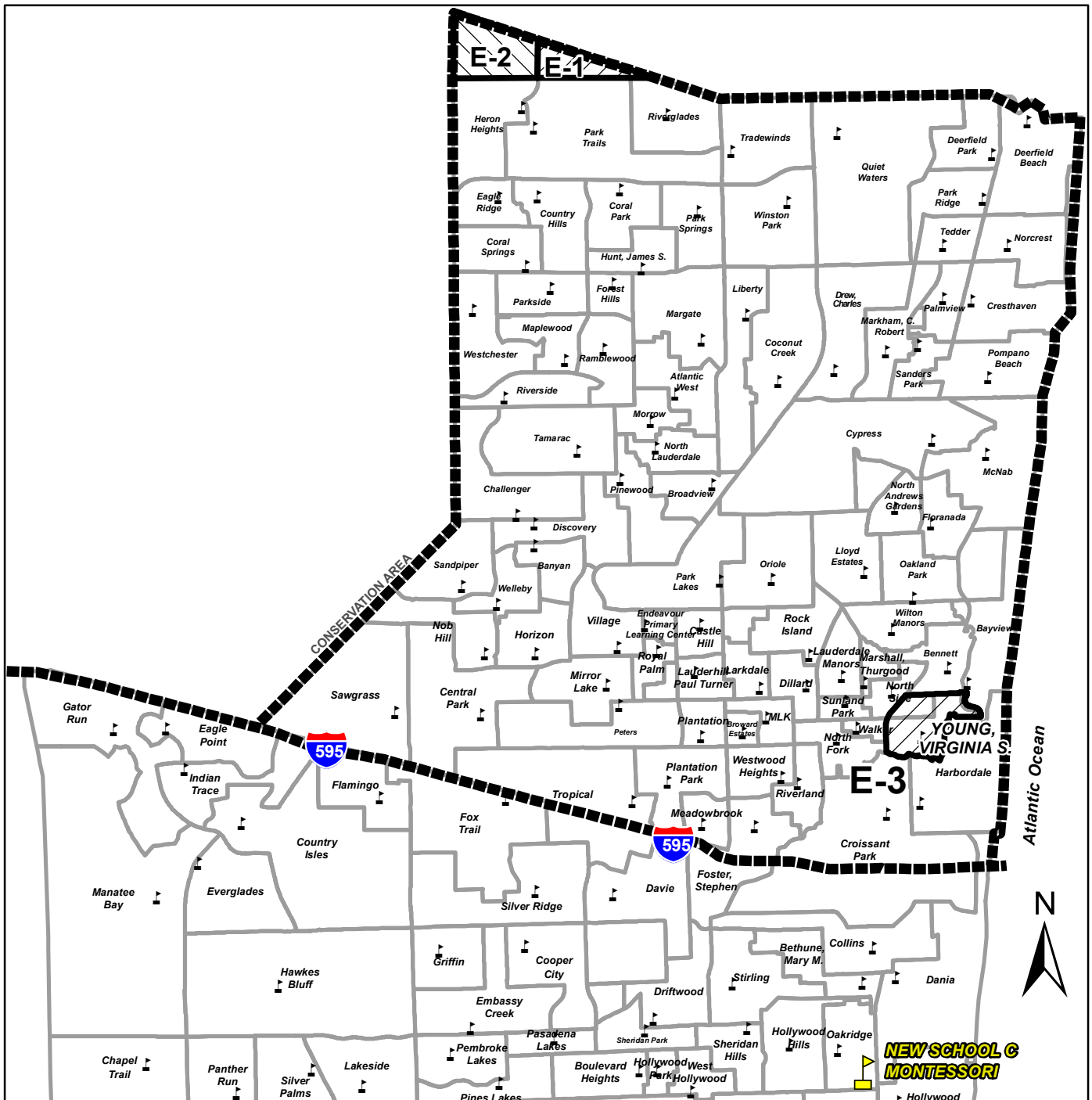
**** Enrollment exceeding 110% of permanent FISH capacity does not meet the LOS requirement.

Diversity Breakdown E = Existing P = Proposed									
Elementary School	White	Black	Hispanic	Asian	Native American	Multi	ELL	ESE	FRL
Heron Heights (E)	73.7%	5.4%	11.0%	7.6%	0.0%	2.3%	3.3%	7.4%	4.7%
Heron Heights (P)	Data not available								
Park Trails (E)	79.8%	4.4%	9.4%	2.9%	0.8%	2.7%	3.4%	15.5%	6.9%
Park Trails (P)	Data not available								
District Diversity	29.1%	38.2%	25.3%	3.6%	0.7%	3.1%	9.5%	11.9%	52.5%

2009-10 Feeder Pattern from Elementary to Middle to High School			
Heron Heights Elementary	Westglades Middle	Stoneman Douglas, Marjory High	100.0%
Park Trails Elementary	Westglades Middle	Stoneman Douglas, Marjory High	100.0%

Reserve 150 choice seats for prekindergarten through fifth grade students in the community surrounding Virginia Shuman Young Elementary School bounded east of FEC Railroad, south of Sunrise Boulevard, west of Middle River, north of Sunrise Key Boulevard, west of Victoria Park Road/Mola Avenue, and north of the New River.

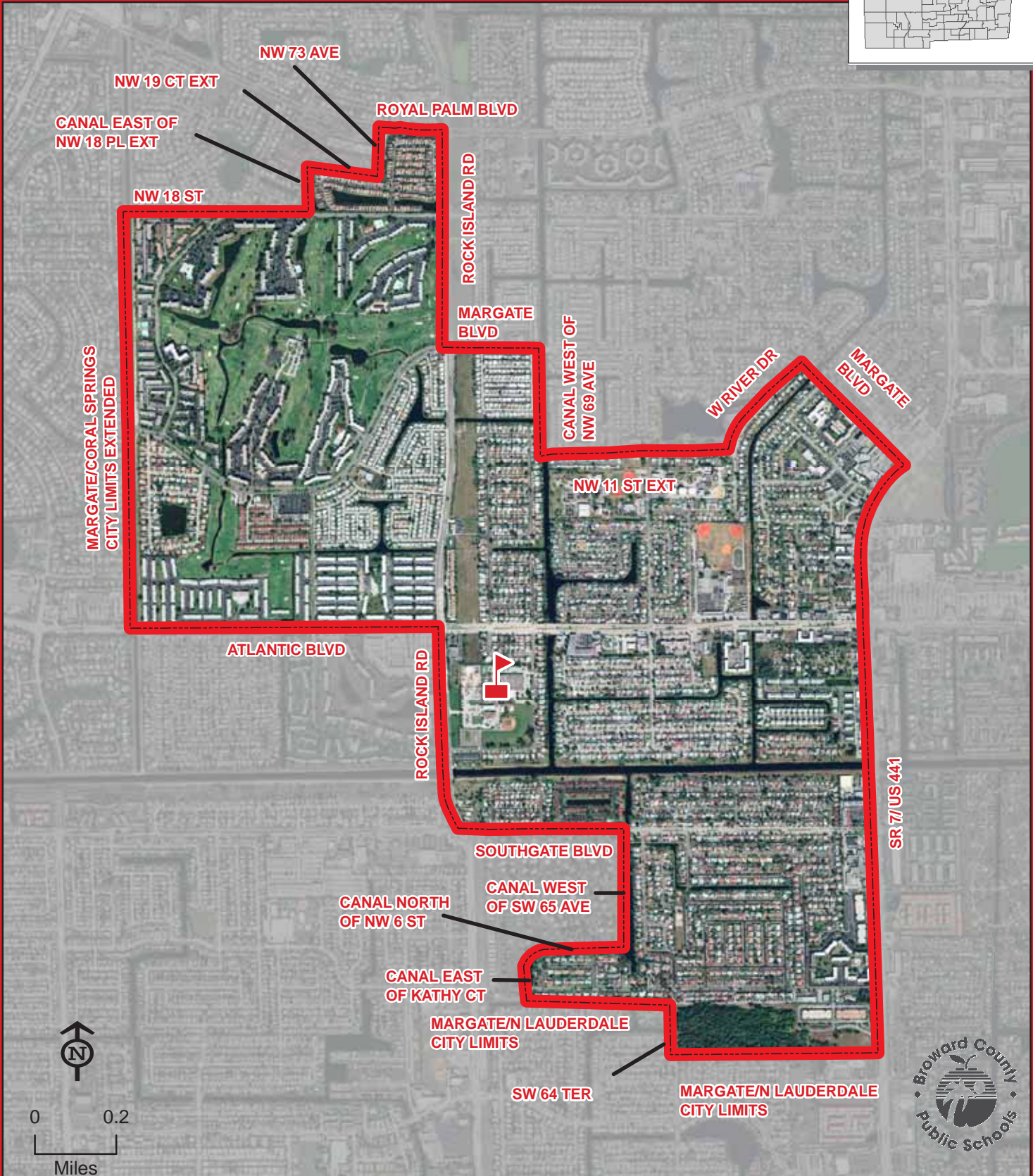
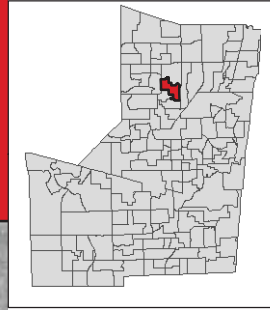
Students residing south of Interstate 595 currently attending Virginia Shuman Young Elementary School may continue in the program or may apply to attend new School C Montessori. Students residing south of Interstate 595 matriculating in theme from elementary to middle will have a priority to receive a middle level seat at new School C Montessori if their application is received prior to the Magnet Program application deadline.



2010-11 Proposed Elementary School Attendance Areas

ATLANTIC WEST ELEMENTARY SCHOOL

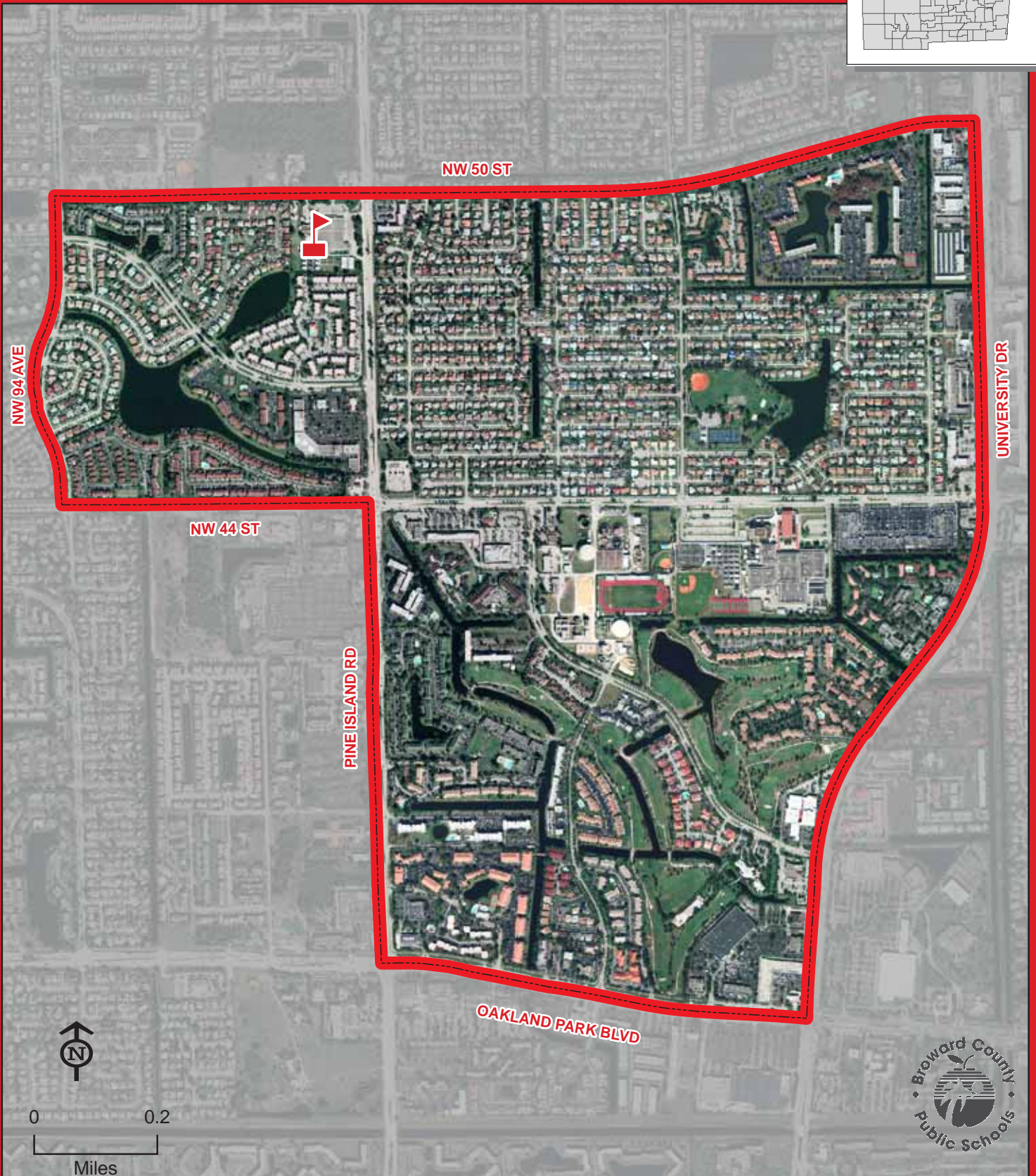
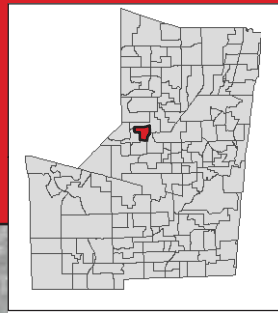
301 NW 69 TERRACE
MARGATE, FLORIDA 33063
754-322-5300



THIS MAP IS FOR CONCEPTUAL PURPOSES ONLY AND SHOULD NOT BE USED FOR LEGAL BOUNDARY DETERMINATIONS

BANYAN ELEMENTARY SCHOOL

8800 NW 50 STREET
SUNRISE, FLORIDA 33351
754-322-5350

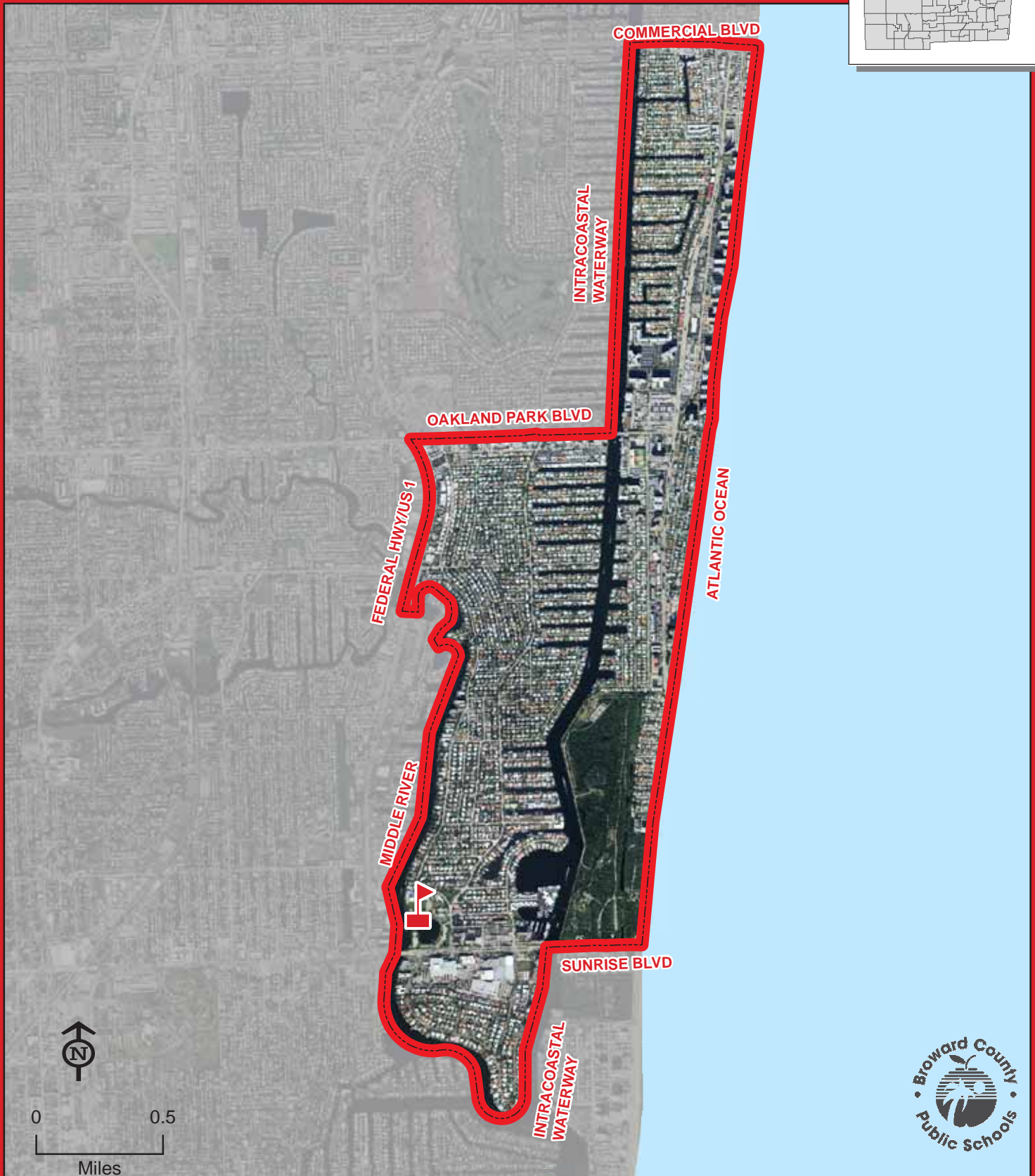
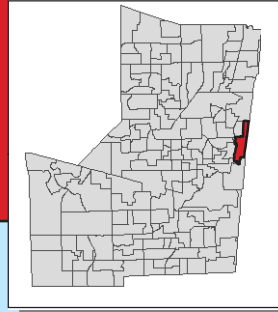


THIS MAP IS FOR CONCEPTUAL PURPOSES ONLY AND SHOULD NOT BE USED FOR LEGAL BOUNDARY DETERMINATIONS

School Boundaries Department • www.browardschools.com • 754.321.2480

BAYVIEW ELEMENTARY SCHOOL

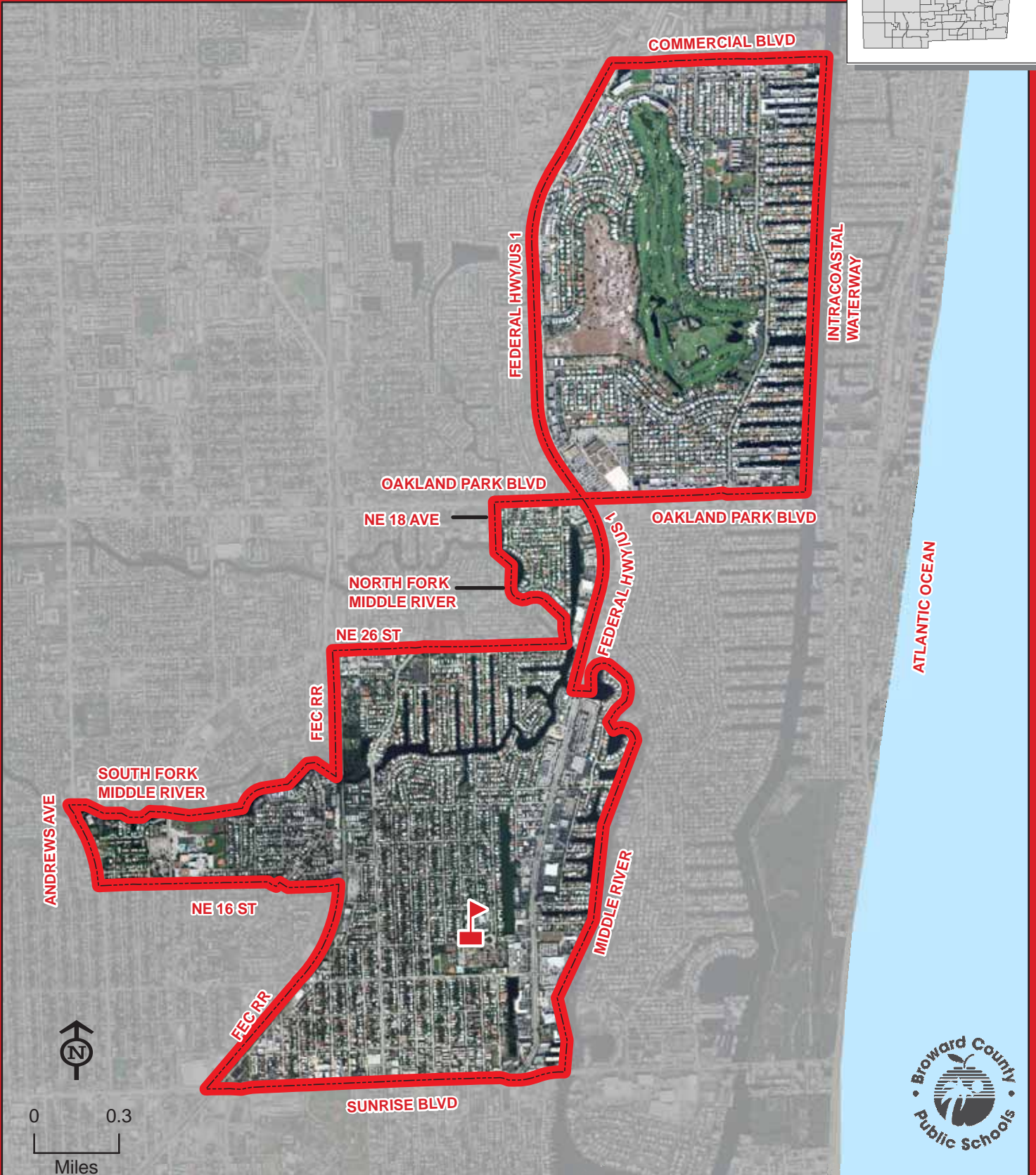
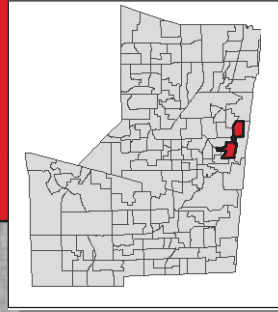
1175 MIDDLE RIVER DRIVE
FORT LAUDERDALE, FLORIDA 33304
754-322-5400



THIS MAP IS FOR CONCEPTUAL PURPOSES ONLY AND SHOULD NOT BE USED FOR LEGAL BOUNDARY DETERMINATIONS

BENNETT ELEMENTARY SCHOOL

1755 NE 14 STREET
FORT LAUDERDALE, FLORIDA 33304
754-322-5450

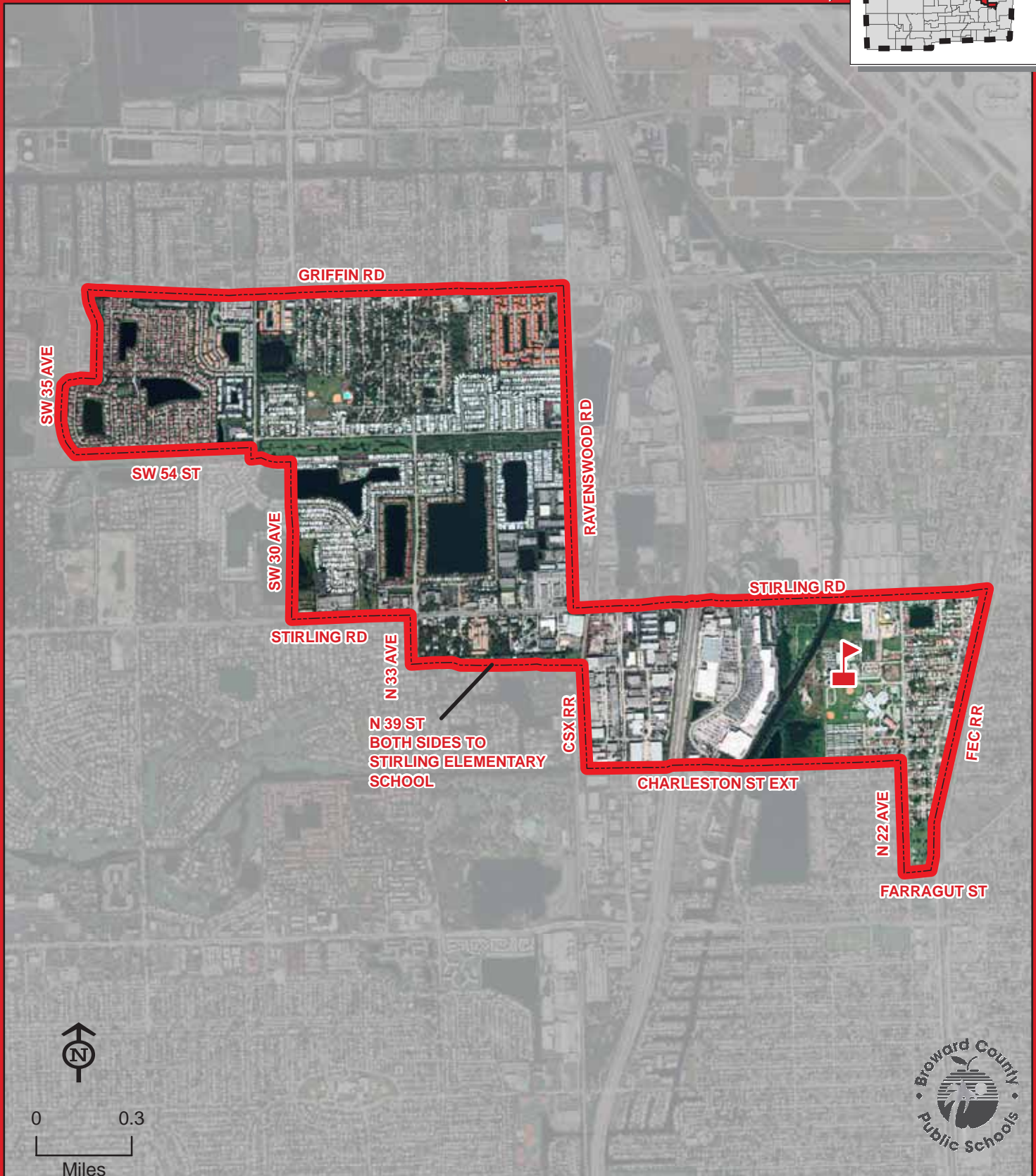
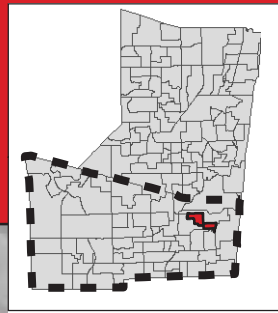


THIS MAP IS FOR CONCEPTUAL PURPOSES ONLY AND SHOULD NOT BE USED FOR LEGAL BOUNDARY DETERMINATIONS

BETHUNE, MARY M. ELEMENTARY SCHOOL

2400 MEADE STREET
HOLLYWOOD, FLORIDA 33020
754-323-4900

Magnet School
(Information on reverse side)



BETHUNE, MARY M.



THIS MAP IS FOR CONCEPTUAL PURPOSES ONLY AND SHOULD NOT BE USED FOR LEGAL BOUNDARY DETERMINATIONS

School Boundaries Department • www.browardschools.com • 754.321.2480

BETHUNE, MARY M. ELEMENTARY SCHOOL

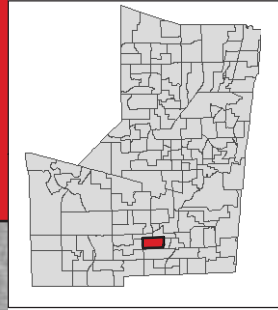
Magnet Program

PERFORMING & VISUAL ARTS:

Students residing within the Mary M. Bethune Elementary attendance area automatically attend this school. Students residing south of Interstate 595 that meet the eligibility requirements may apply for admission to the Performing and Visual Arts Program and receive transportation in accordance with Transportation Policy. Students will be admitted in accordance with the provisions of School Board Policy 5004.1. Application and deadline information is available online at www.browardschoolsmagnetprograms.com or through the Innovative Programs office at (754) 321-2380.

BOULEVARD HEIGHTS ELEMENTARY SCHOOL

7201 JOHNSON STREET
HOLLYWOOD, FLORIDA 33024
754-323-4950



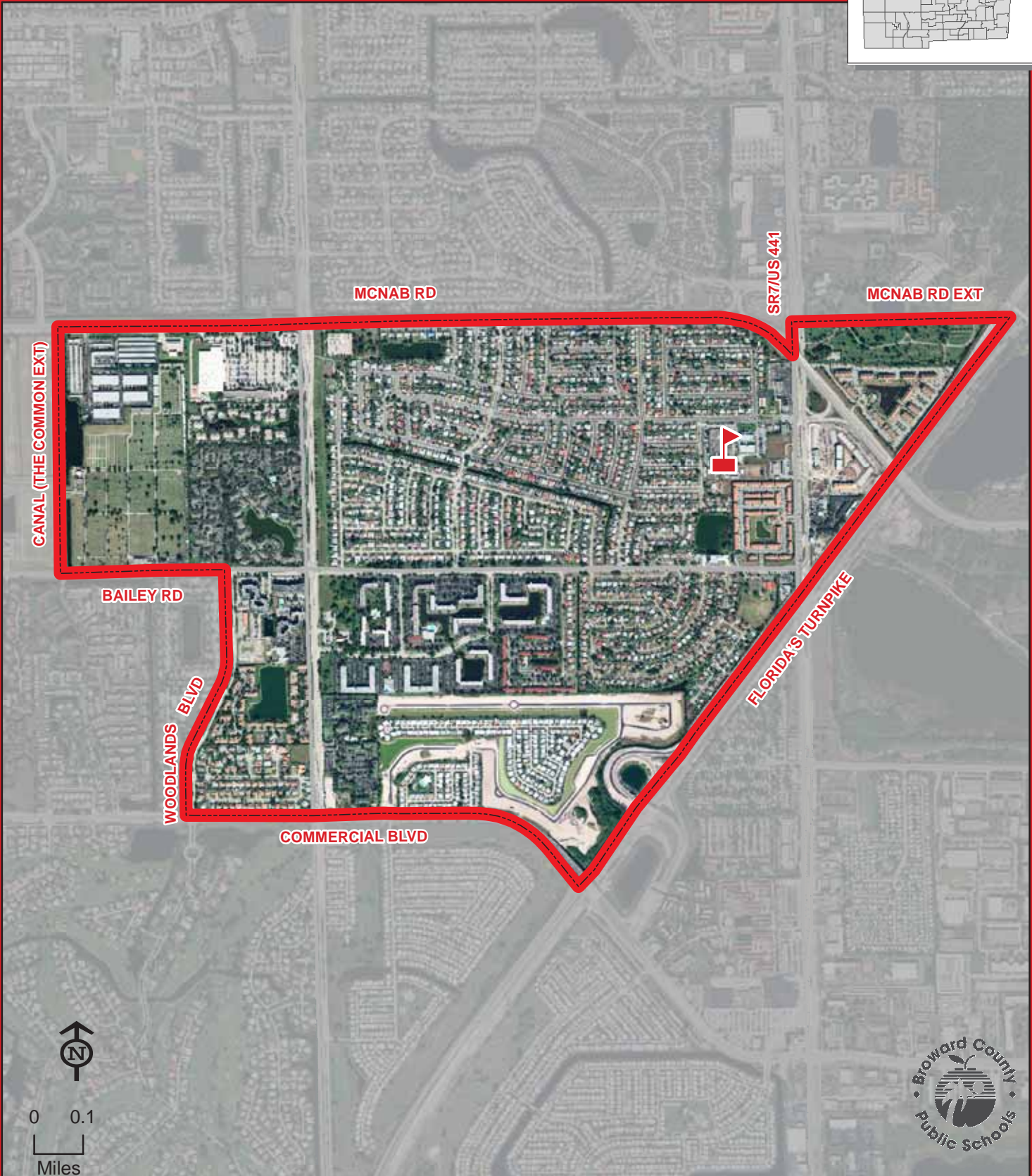
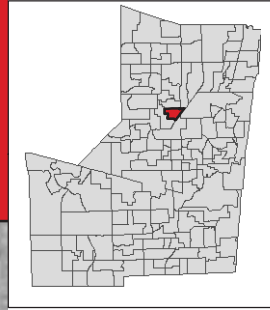
BOULEVARD HEIGHTS



THIS MAP IS FOR CONCEPTUAL PURPOSES ONLY AND SHOULD NOT BE USED FOR LEGAL BOUNDARY DETERMINATIONS

BROADVIEW ELEMENTARY SCHOOL

1800 SW 62 AVENUE
POMPANO BEACH, FLORIDA 33068
754-322-5500

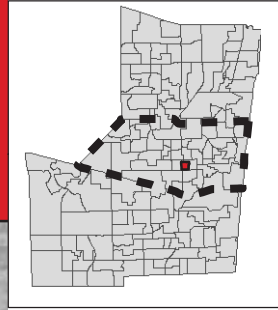


THIS MAP IS FOR CONCEPTUAL PURPOSES ONLY AND SHOULD NOT BE USED FOR LEGAL BOUNDARY DETERMINATIONS

BROWARD ESTATES ELEMENTARY SCHOOL

441 NW 35 AVENUE
FORT LAUDERDALE, FLORIDA 33311
754-322-5550

Magnet School
(Information on reverse side)



NW 8 ST EXT

SR 71 US 441

NW 33 TER

BROWARD BLVD

BROWARD ESTATES



0 0.075
Miles



THIS MAP IS FOR CONCEPTUAL PURPOSES ONLY AND SHOULD NOT BE USED FOR LEGAL BOUNDARY DETERMINATIONS

School Boundaries Department • www.browardschools.com • 754.321.2480

BROWARD ESTATES ELEMENTARY SCHOOL

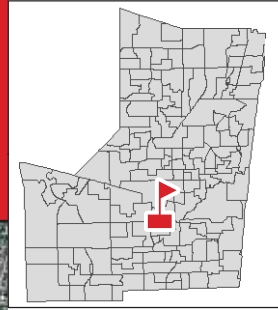
Magnet Program

SCIENCE, MATHEMATICS & TECHNOLOGY:

Students residing within the Broward Estates Elementary attendance area automatically attend this school. Students residing south of Commercial Boulevard and north of State Road 84 that meet the eligibility requirements may apply for admission to the Science, Mathematics, and Technology Program. Students will be admitted in accordance with the provisions of School Board Policy 5004.1. Application and deadline information is available online at www.browardschoolsmagnetprograms.com or through the Innovative Programs office at (754) 321-2380.

BROWARD VIRTUAL ELEMENTARY SCHOOL

6600 SW NOVA DRIVE
DAVIE, FLORIDA 33317
754-321-1005



Enrollment in the full-time program takes place before the first and second semesters of the school year. Students/parents should complete the prospective full-time student application online at www.bved.net and submit it electronically during the application window. Enrollment is open to all Broward County students.



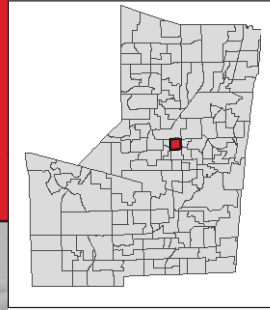
BROWARD VIRTUAL

THIS MAP IS FOR CONCEPTUAL PURPOSES ONLY AND SHOULD NOT BE USED FOR LEGAL BOUNDARY DETERMINATIONS

School Boundaries Department • www.browardschools.com • 754.321.2480

CASTLE HILL ELEMENTARY SCHOOL

2640 NW 46 AVENUE
LAUDERHILL, FLORIDA 33313
754-322-5600



OAKLAND PARK BLVD

FLORIDA'S TURNPIKE

SR 71 US 441

CASTLE HILL

NW 19 ST



0 0.1
Miles

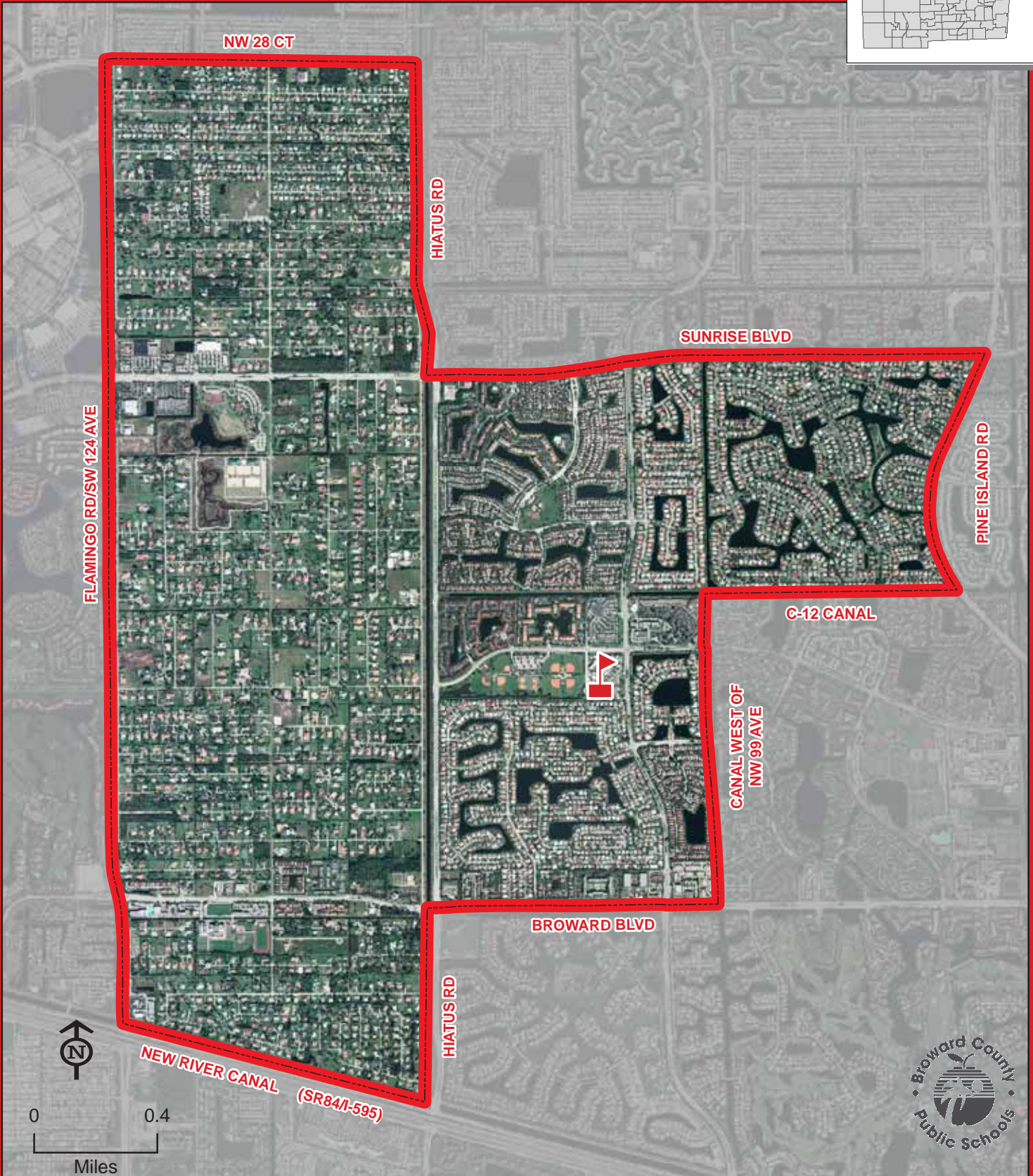
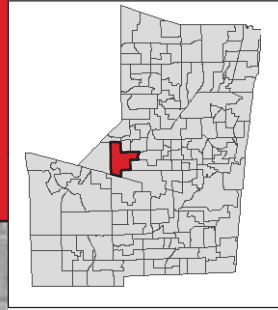


THIS MAP IS FOR CONCEPTUAL PURPOSES ONLY AND SHOULD NOT BE USED FOR LEGAL BOUNDARY DETERMINATIONS

School Boundaries Department • www.browardschools.com • 754.321.2480

CENTRAL PARK ELEMENTARY SCHOOL

777 N NOB HILL ROAD
PLANTATION, FLORIDA 33322
754-322-5700



CENTRAL PARK

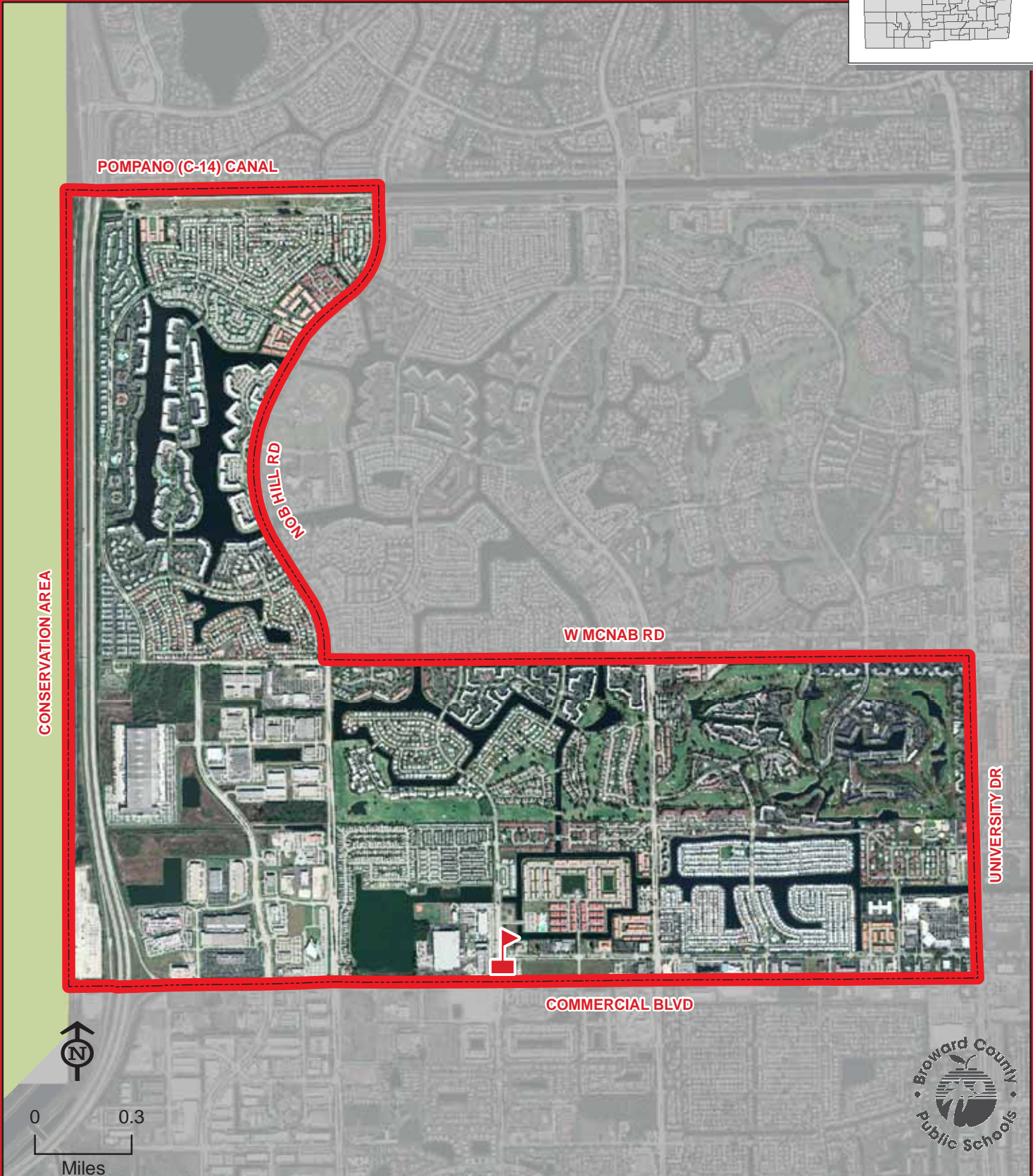
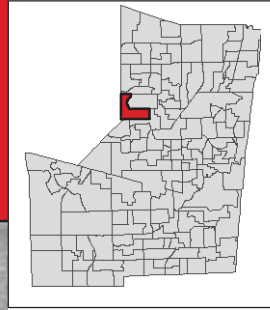


THIS MAP IS FOR CONCEPTUAL PURPOSES ONLY AND SHOULD NOT BE USED FOR LEGAL BOUNDARY DETERMINATIONS

School Boundaries Department • www.browardschools.com • 754.321.2480

CHALLENGER ELEMENTARY SCHOOL


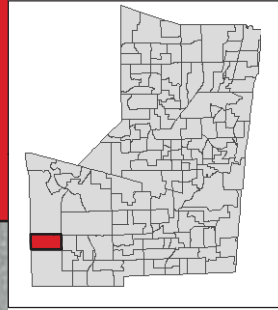
5703 NW 94 AVENUE
TAMARAC, FLORIDA 33321
754-322-5750



THIS MAP IS FOR CONCEPTUAL PURPOSES ONLY AND SHOULD NOT BE USED FOR LEGAL BOUNDARY DETERMINATIONS

CHAPEL TRAIL ELEMENTARY SCHOOL

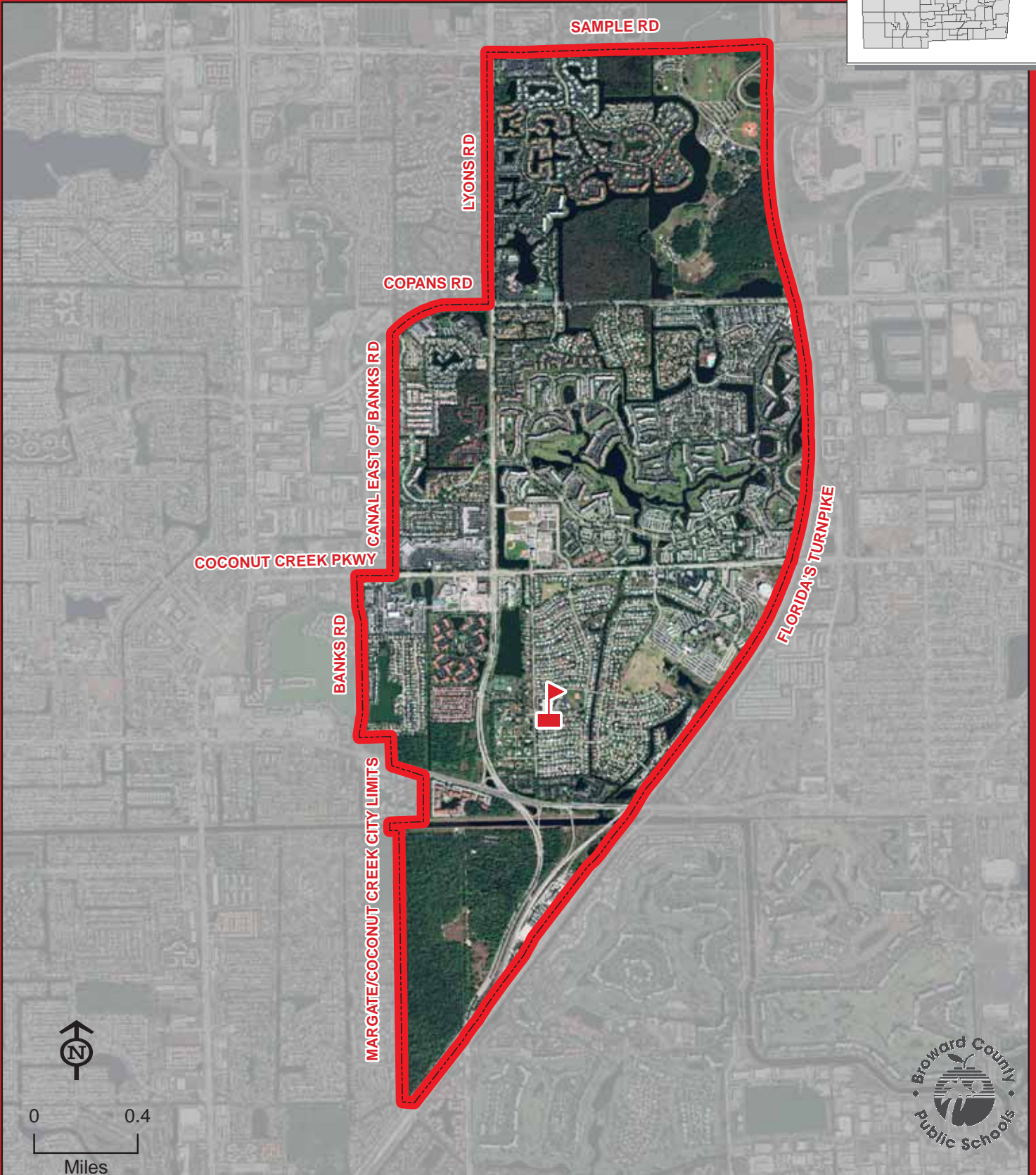
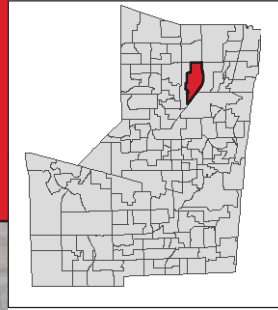
19595 TAFT STREET
PEMBROKE PINES, FLORIDA 33029
754-323-5000



THIS MAP IS FOR CONCEPTUAL PURPOSES ONLY AND SHOULD NOT BE USED FOR LEGAL BOUNDARY DETERMINATIONS

COCONUT CREEK ELEMENTARY SCHOOL

500 NW 45 AVENUE
COCONUT CREEK, FLORIDA 33066
754-322-5800

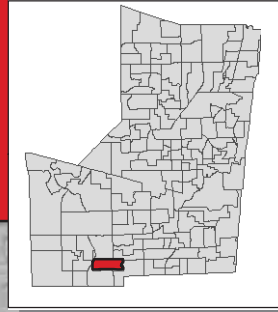


COCONUT CREEK

THIS MAP IS FOR CONCEPTUAL PURPOSES ONLY AND SHOULD NOT BE USED FOR LEGAL BOUNDARY DETERMINATIONS

COCONUT PALM ELEMENTARY SCHOOL

13601 MONARCH LAKES BOULEVARD
MIRAMAR, FLORIDA 33027
754-323-5050



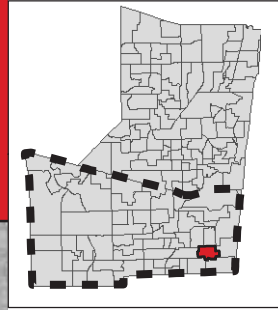
COCONUT PALM

THIS MAP IS FOR CONCEPTUAL PURPOSES ONLY AND SHOULD NOT BE USED FOR LEGAL BOUNDARY DETERMINATIONS

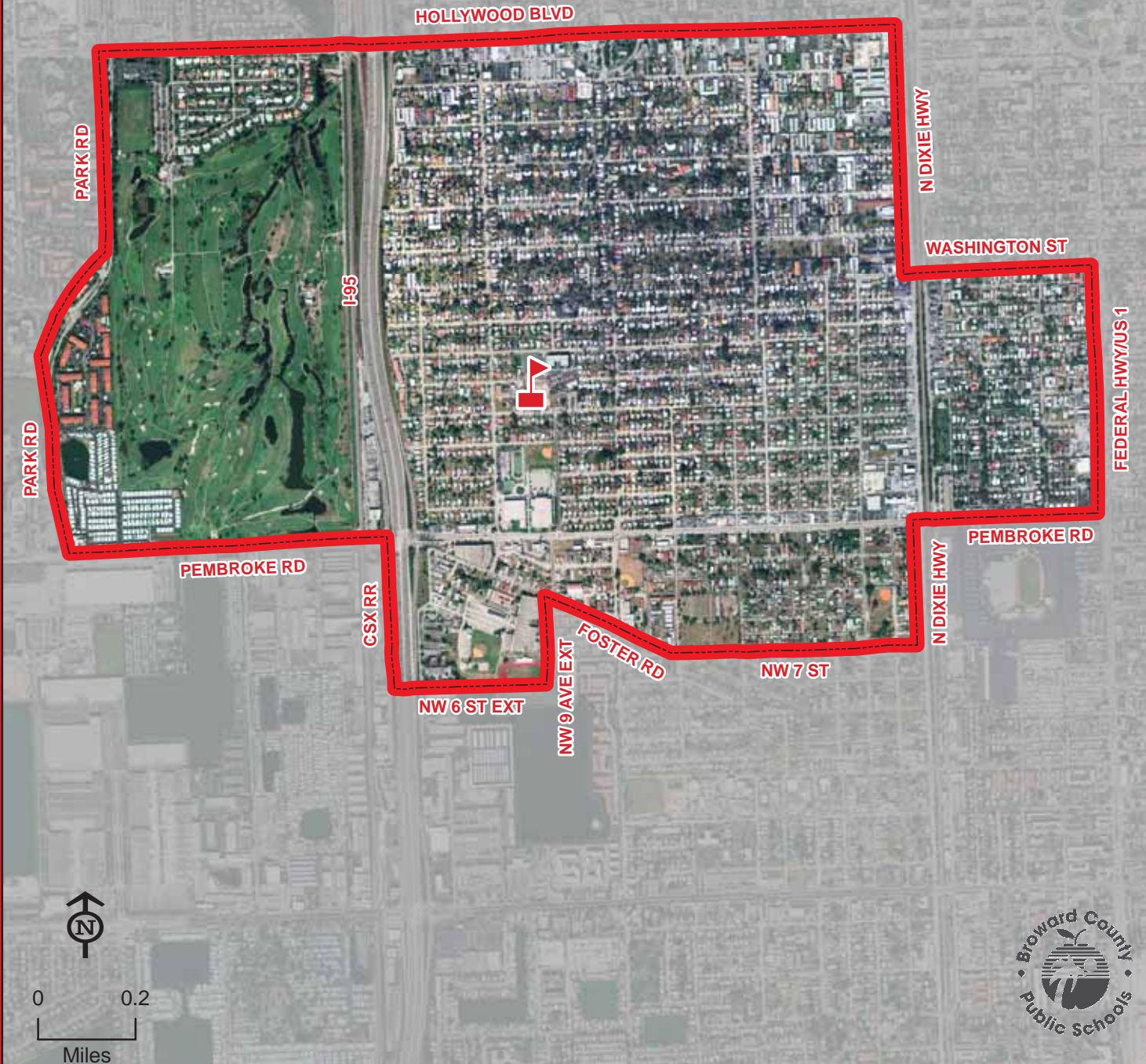
COLBERT ELEMENTARY SCHOOL

2701 PLUNKETT STREET
HOLLYWOOD, FLORIDA 33020
754-323-5100

Magnet School
(Information on reverse side)



NOTE: Colbert Elementary has a year-round, single track educational calendar.
Contact the school for more information.



COLBERT



THIS MAP IS FOR CONCEPTUAL PURPOSES ONLY AND SHOULD NOT BE USED FOR LEGAL BOUNDARY DETERMINATIONS

School Boundaries Department • www.browardschools.com • 754.321.2480

COLBERT ELEMENTARY SCHOOL

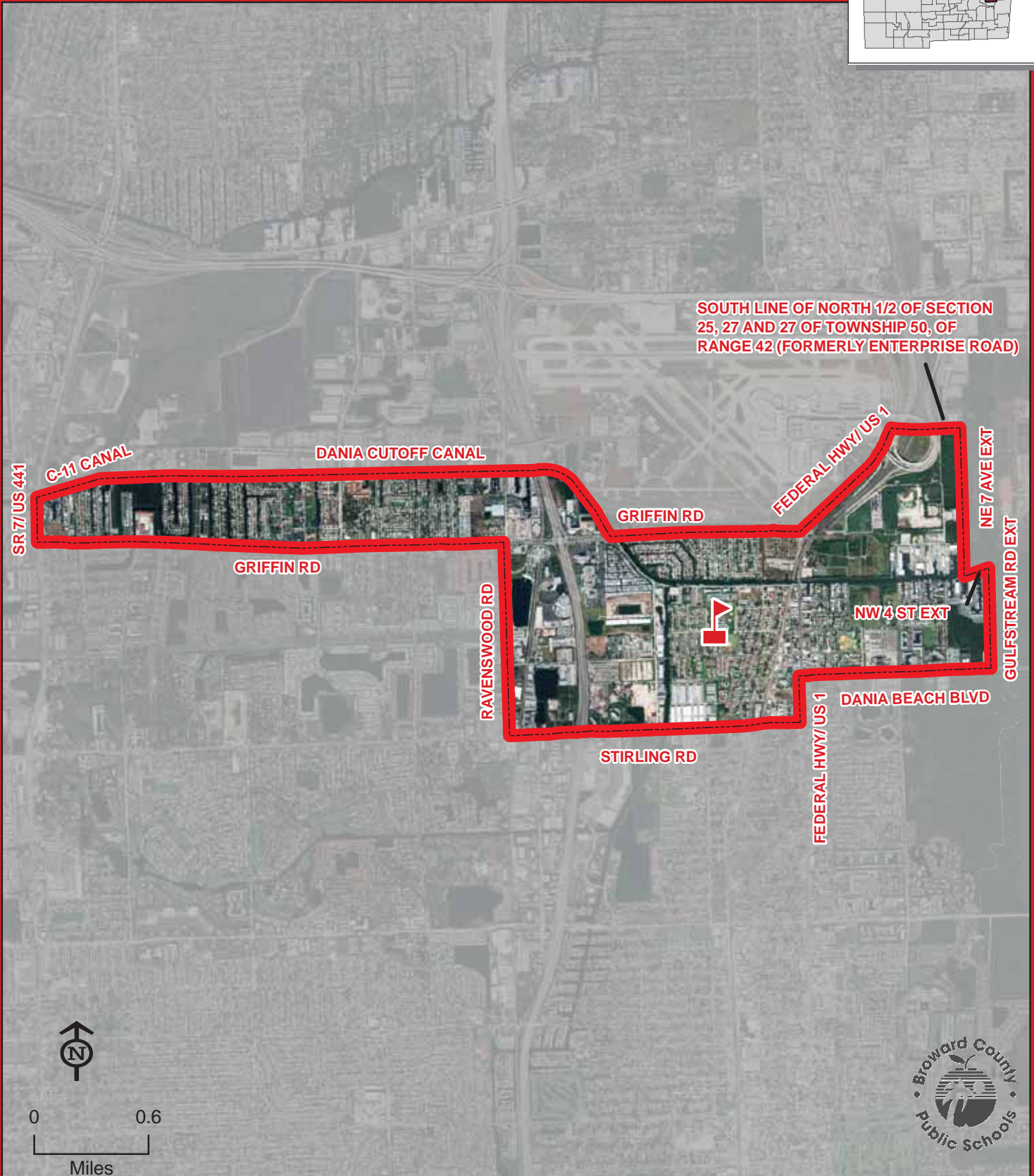
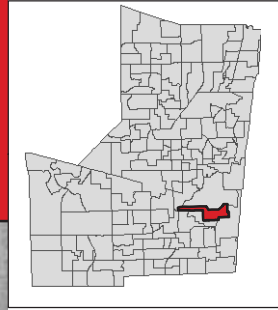
Magnet Program

SCIENCE, MATHEMATICS & TECHNOLOGY:

Students residing within the Colbert Elementary attendance area automatically attend this school. Students residing south of State Road 84 that meet the eligibility requirements may apply for admission to the Science, Mathematics and Technology Program and receive transportation in accordance with Transportation Policy. Students will be admitted in accordance with the provisions of School Board Policy 5004.1. Application and deadline information is available online at www.browardschoolsmagnetprograms.com or through the Innovative Programs office at (754) 321-2380.

COLLINS ELEMENTARY SCHOOL

1050 NW 2 STREET
DANIA BEACH, FLORIDA 33004
754-323-5150

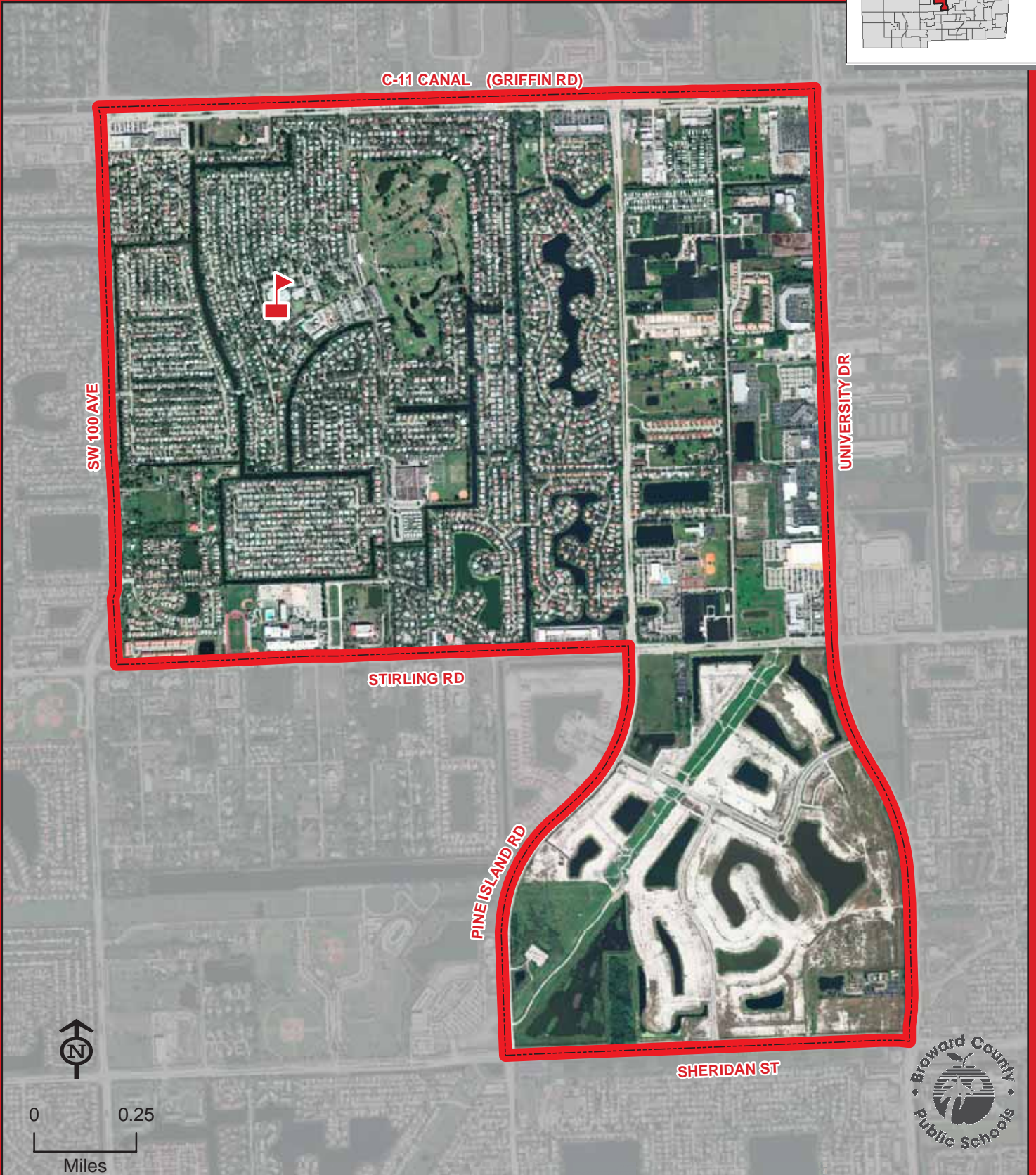
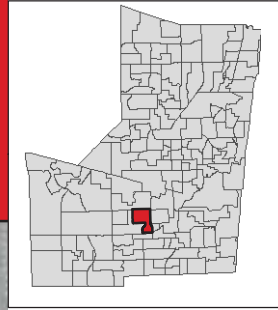


COLLINS

THIS MAP IS FOR CONCEPTUAL PURPOSES ONLY AND SHOULD NOT BE USED FOR LEGAL BOUNDARY DETERMINATIONS

COOPER CITY ELEMENTARY SCHOOL

5080 SW 92 AVENUE
COOPER CITY, FLORIDA 33328
754-323-5200

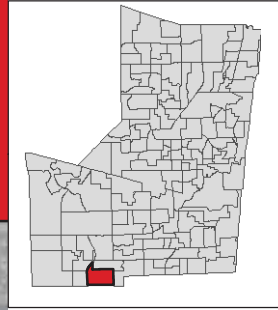


COOPER CITY

THIS MAP IS FOR CONCEPTUAL PURPOSES ONLY AND SHOULD NOT BE USED FOR LEGAL BOUNDARY DETERMINATIONS

CORAL COVE ELEMENTARY SCHOOL

5100 SW 148 AVENUE
MIRAMAR, FLORIDA 33027
754-323-7950



CORAL COVE

I-75

I-75

VOLUNTEER RD/SW 148 AVE EXT


MIRAMAR PKWY

FLAMINGO RD/ SW 124 AVE

BROWARD/MIAMI-DADE COUNTY LINE



0 0.3
Miles

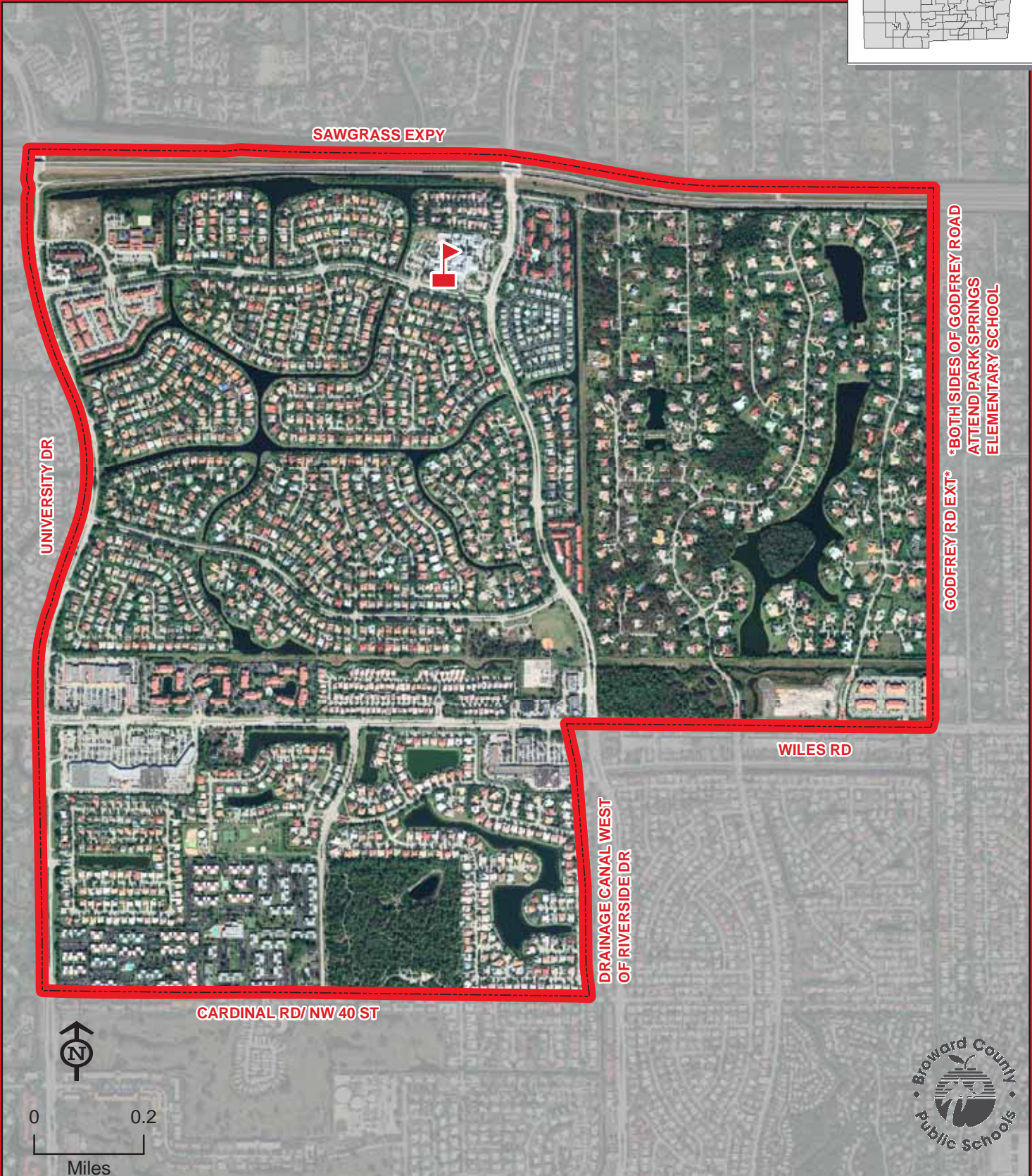
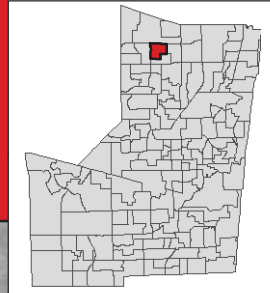


THIS MAP IS FOR CONCEPTUAL PURPOSES ONLY AND SHOULD NOT BE USED FOR LEGAL BOUNDARY DETERMINATIONS

School Boundaries Department • www.browardschools.com • 754.321.2480

CORAL PARK ELEMENTARY SCHOOL

8401 WESTVIEW DRIVE
CORAL SPRINGS, FLORIDA 33067
754-322-5850



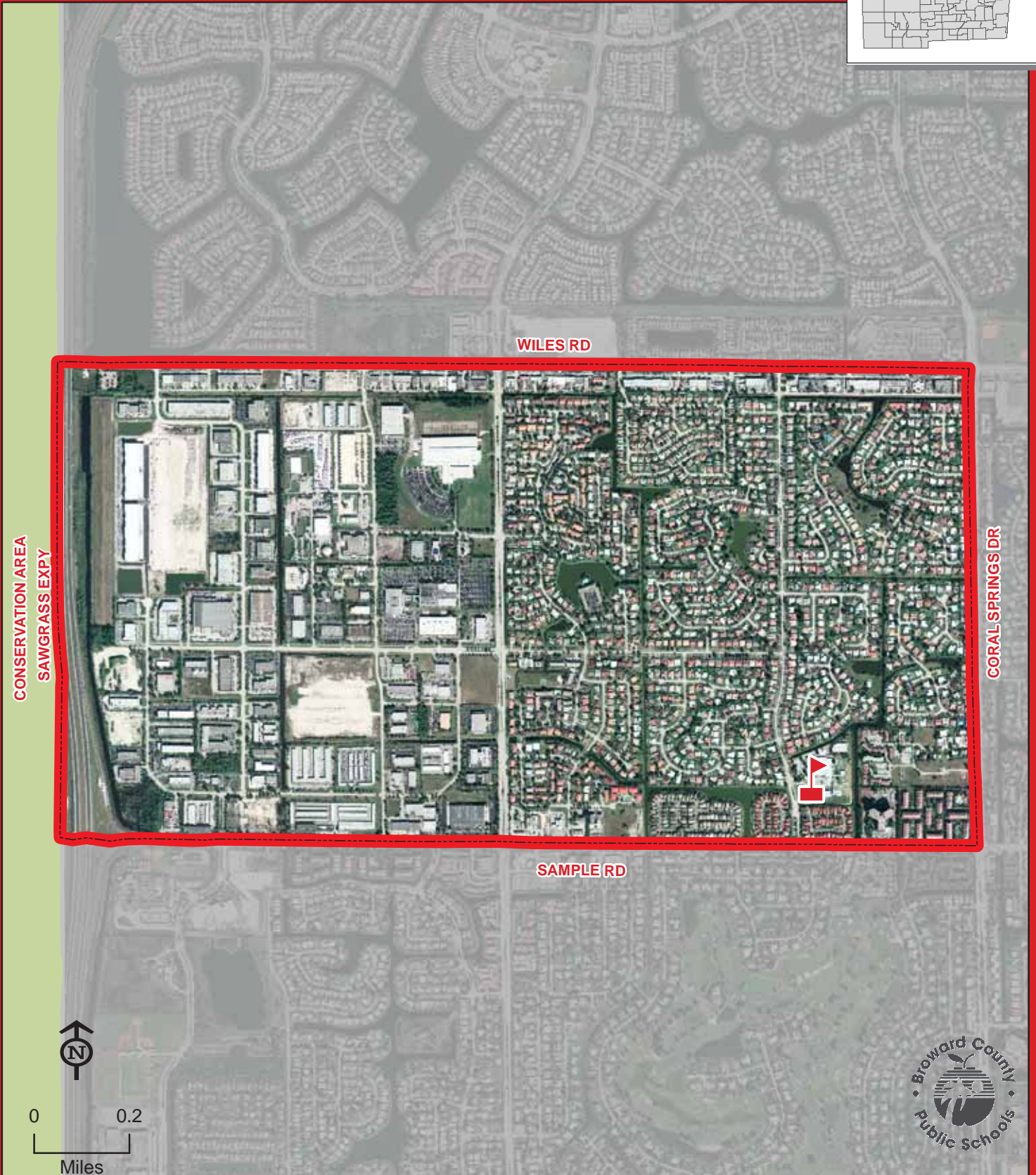
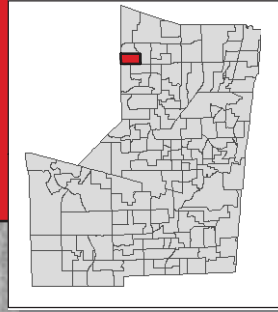
CORAL PARK

THIS MAP IS FOR CONCEPTUAL PURPOSES ONLY AND SHOULD NOT BE USED FOR LEGAL BOUNDARY DETERMINATIONS

School Boundaries Department • www.browardschools.com • 754.321.2480

CORAL SPRINGS ELEMENTARY SCHOOL

3601 NW 110 AVENUE
CORAL SPRINGS, FLORIDA 33065
754-322-5900

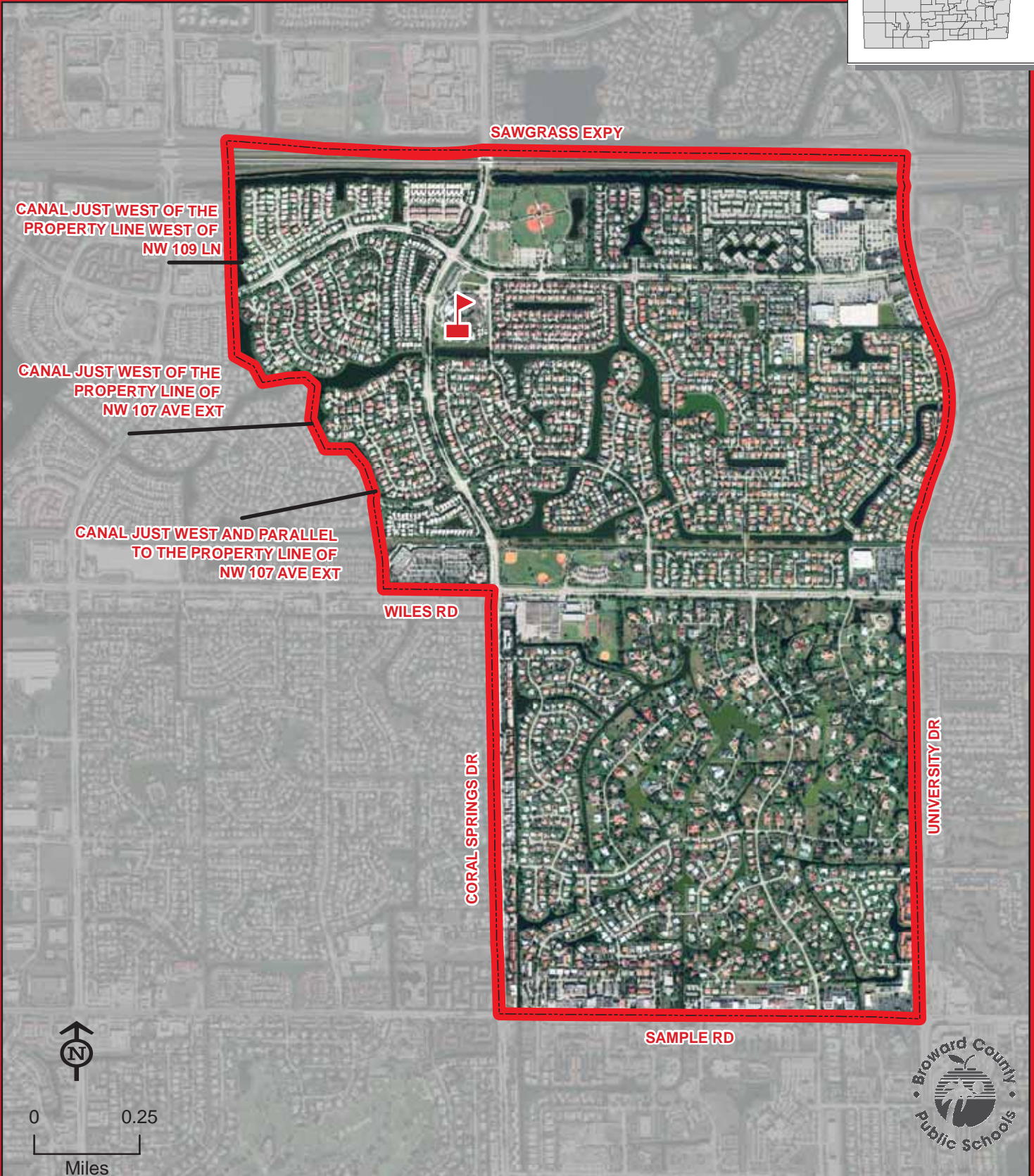
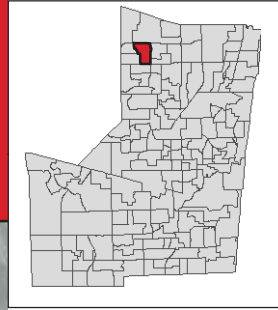


THIS MAP IS FOR CONCEPTUAL PURPOSES ONLY AND SHOULD NOT BE USED FOR LEGAL BOUNDARY DETERMINATIONS

COUNTRY HILLS ELEMENTARY SCHOOL

10550 WESTVIEW DRIVE
CORAL SPRINGS, FLORIDA 33076
754-322-5950

Innovative Program
(Information on reverse side)



THIS MAP IS FOR CONCEPTUAL PURPOSES ONLY AND SHOULD NOT BE USED FOR LEGAL BOUNDARY DETERMINATIONS

COUNTRY HILLS ELEMENTARY SCHOOL

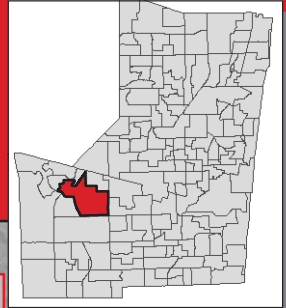
Innovative Program

SCIENCE & TECHNOLOGY:

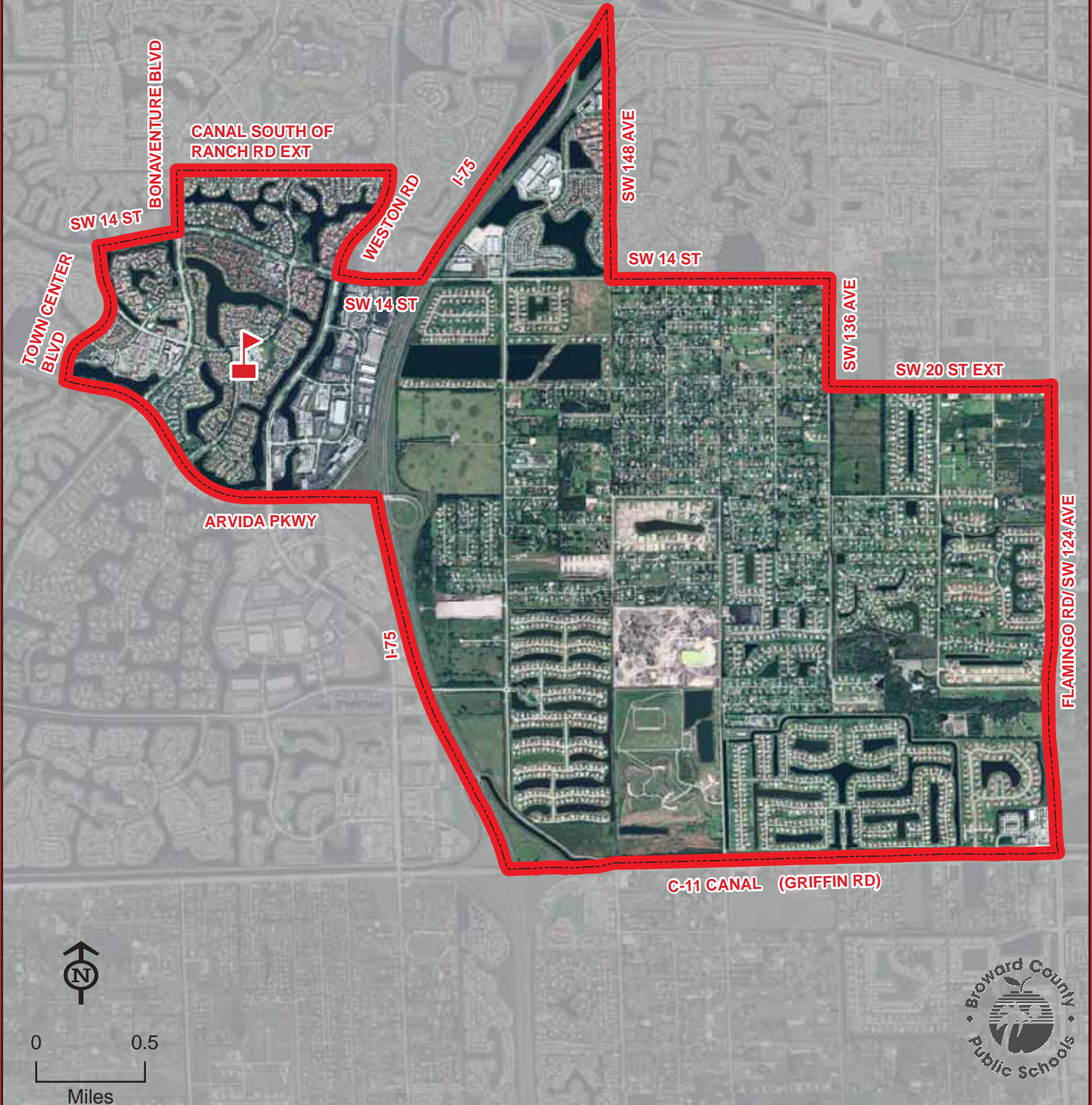
Students residing within the County Hills Elementary attendance area automatically attend this school.

COUNTRY ISLES ELEMENTARY SCHOOL

2300 COUNTRY ISLES ROAD
WESTON, FLORIDA 33326
754-323-5250



Elementary School students residing on both sides of US 27 in seasonal or temporary facilities from Sheridan Sreet extended north to the Palm Beach County line attend Country Isles Elementary School.



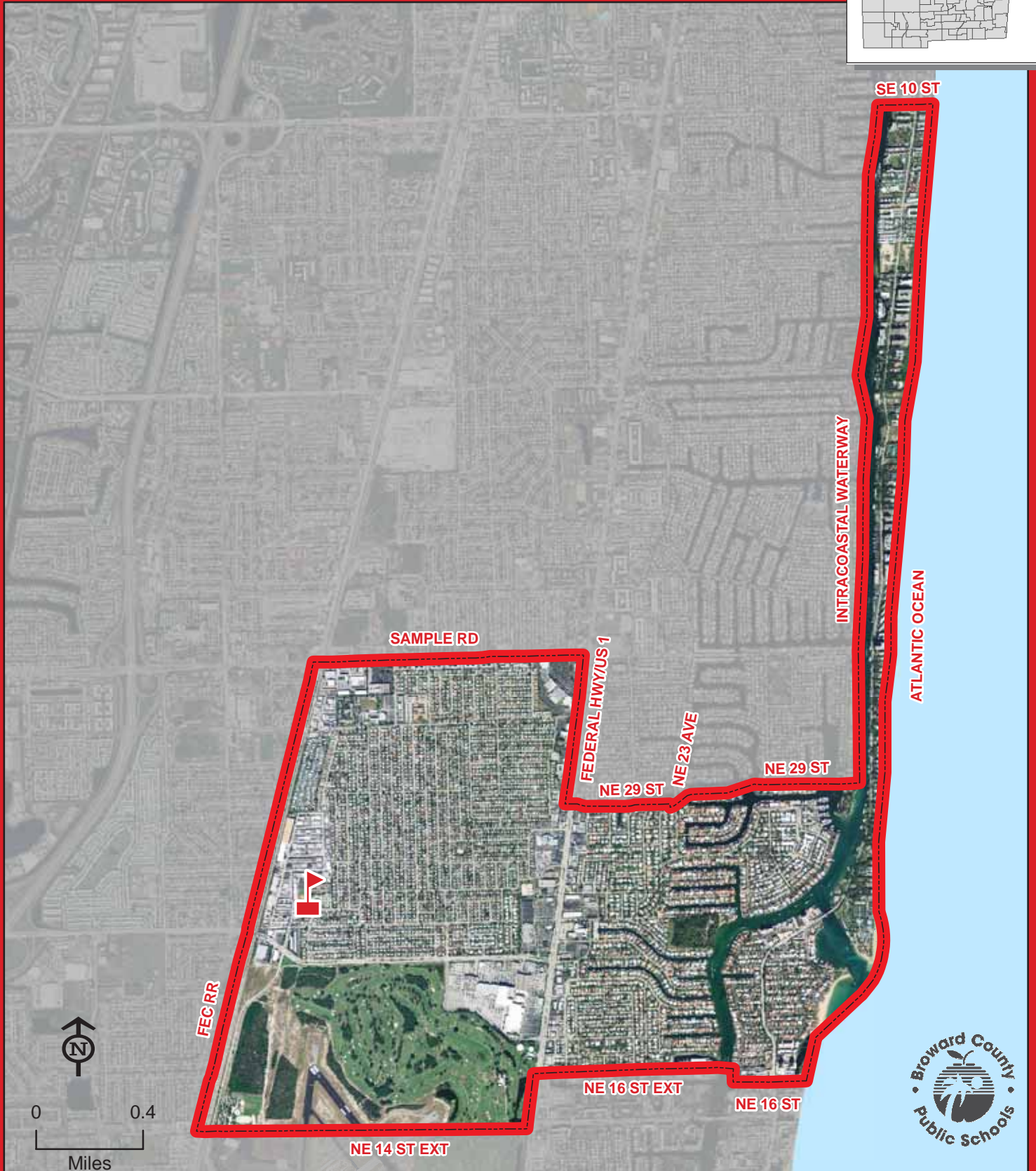
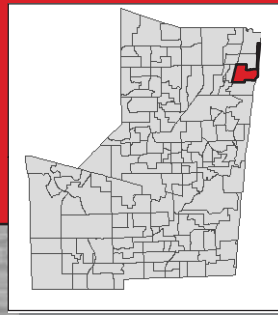
COUNTRY ISLES

THIS MAP IS FOR CONCEPTUAL PURPOSES ONLY AND SHOULD NOT BE USED FOR LEGAL BOUNDARY DETERMINATIONS

School Boundaries Department • www.browardschools.com • 754.321.2480

CRESTHAVEN ELEMENTARY SCHOOL

801 NE 25 STREET
POMPANO BEACH, FLORIDA 33064
754-322-6000



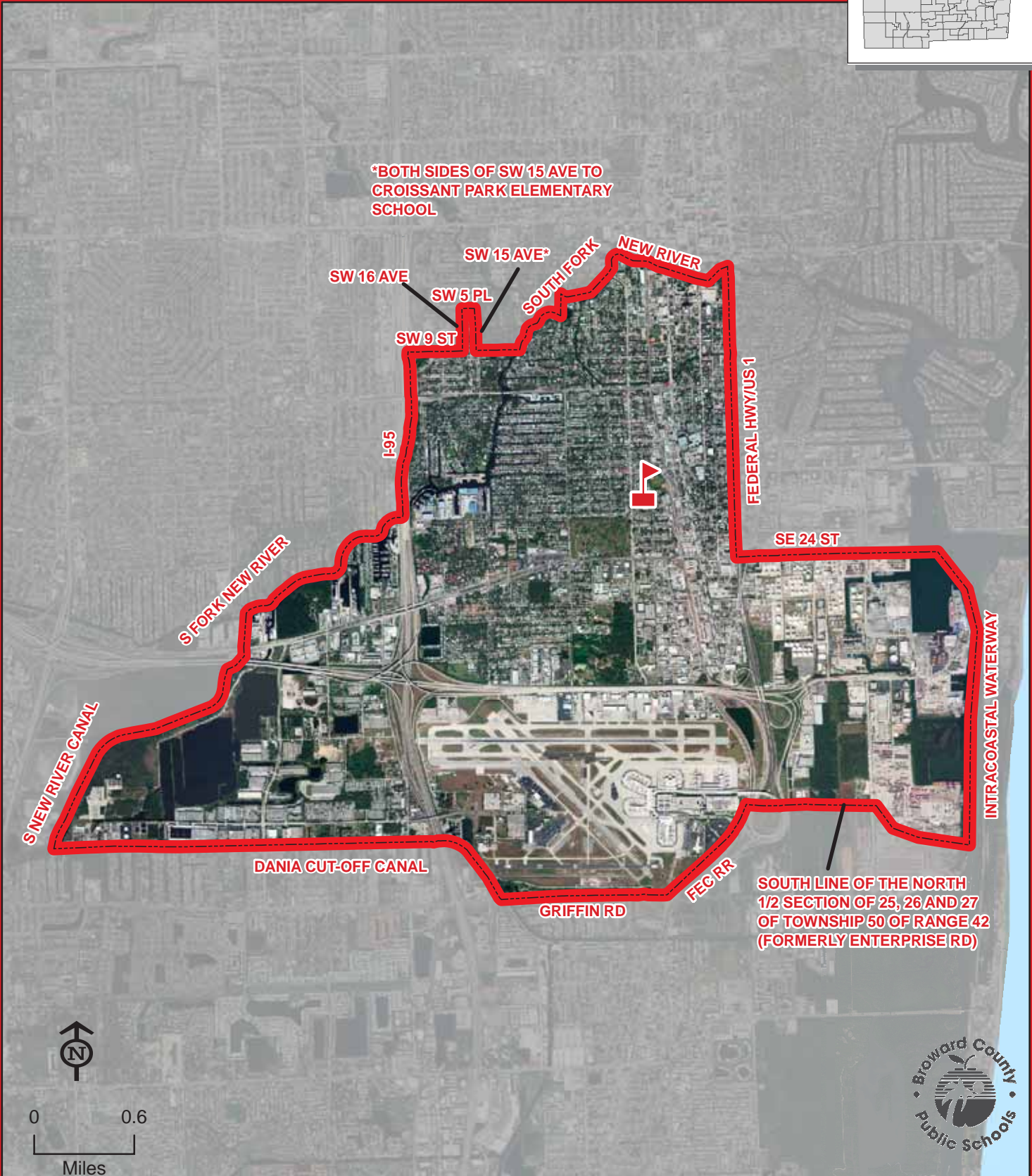
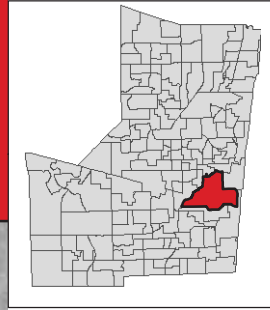
THIS MAP IS FOR CONCEPTUAL PURPOSES ONLY AND SHOULD NOT BE USED FOR LEGAL BOUNDARY DETERMINATIONS

School Boundaries Department • www.browardschools.com • 754.321.2480

CRESTHAVEN

CROISSANT PARK ELEMENTARY SCHOOL

1800 SW 4 AVENUE
FORT LAUDERDALE, FLORIDA 33315
754-323-5300

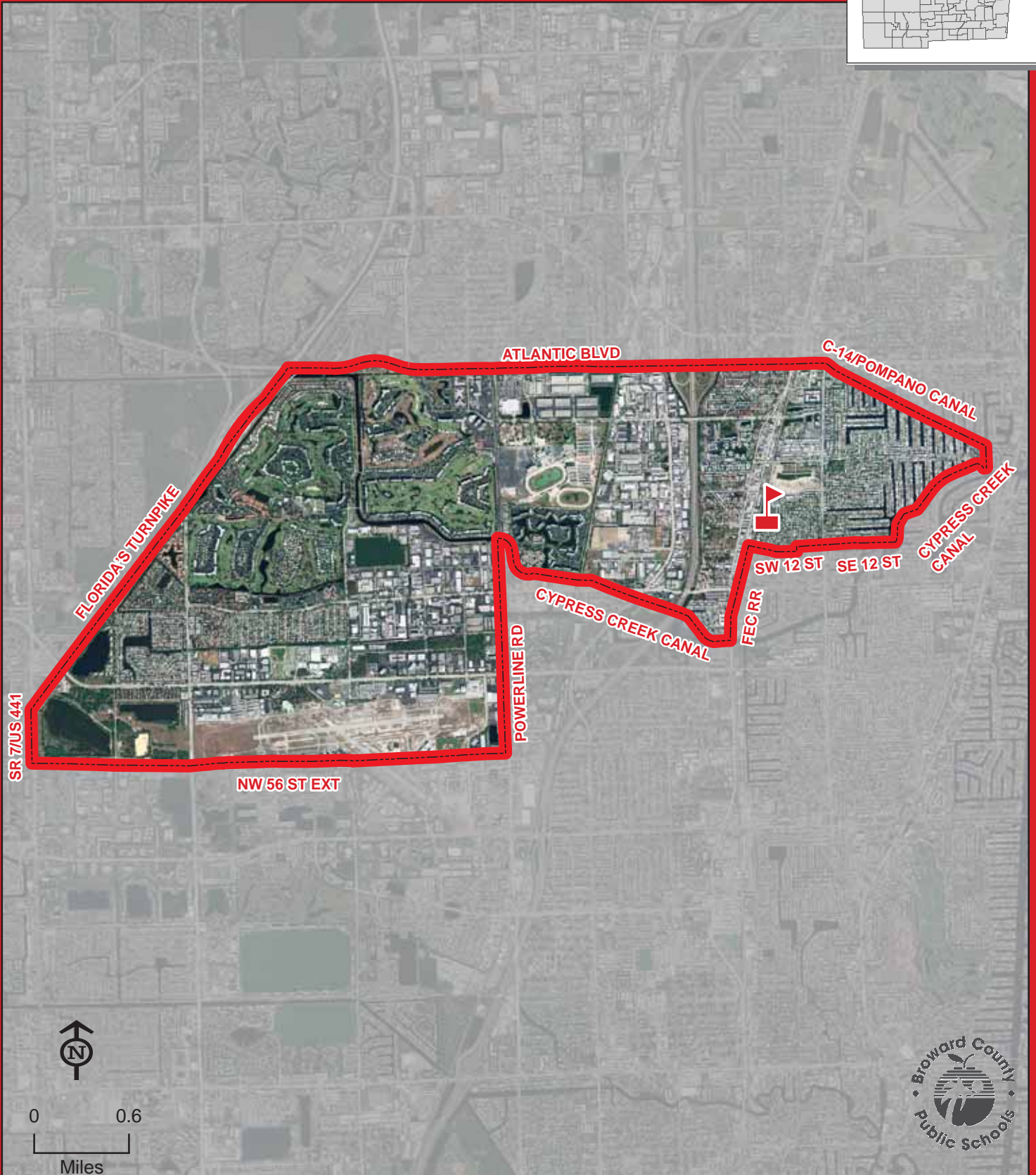
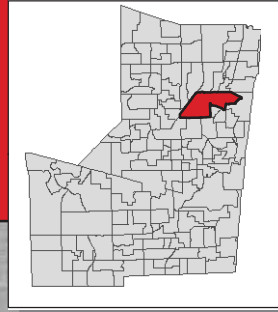


CROISSANT PARK


THIS MAP IS FOR CONCEPTUAL PURPOSES ONLY AND SHOULD NOT BE USED FOR LEGAL BOUNDARY DETERMINATIONS

CYPRESS ELEMENTARY SCHOOL

851 SW 3 AVENUE
POMPANO BEACH, FLORIDA 33060
754-322-6050



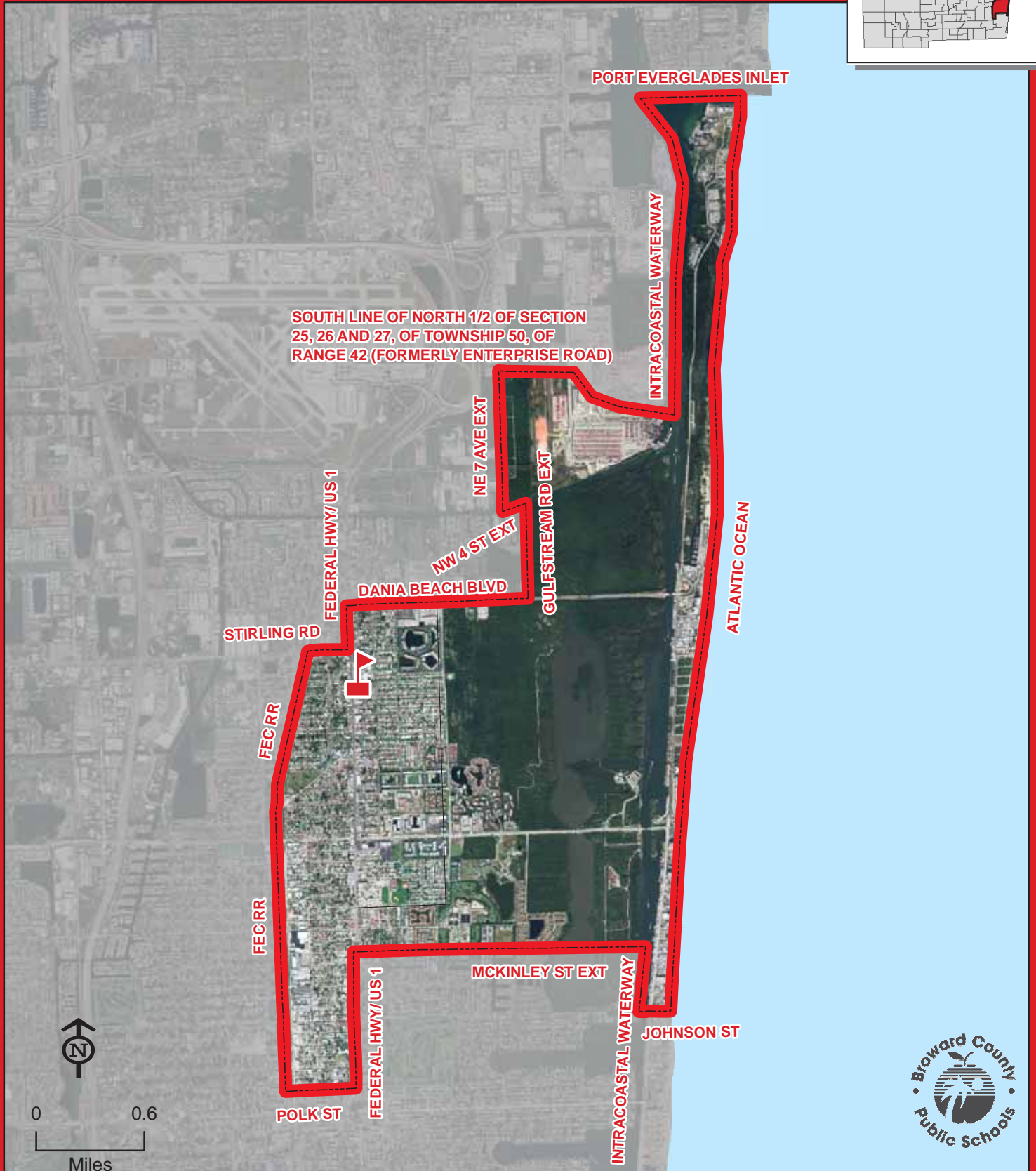
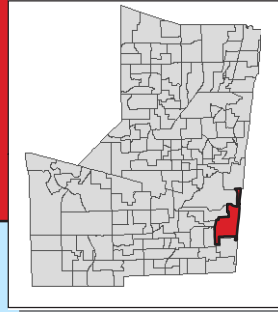
CYPRESS



THIS MAP IS FOR CONCEPTUAL PURPOSES ONLY AND SHOULD NOT BE USED FOR LEGAL BOUNDARY DETERMINATIONS

DANIA ELEMENTARY SCHOOL

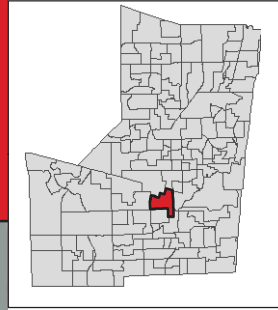
300 SE 2 AVENUE
DANIA BEACH, FLORIDA 33004
754-323-5350



THIS MAP IS FOR CONCEPTUAL PURPOSES ONLY AND SHOULD NOT BE USED FOR LEGAL BOUNDARY DETERMINATIONS

DAVIE ELEMENTARY SCHOOL

7025 SW 39 STREET
DAVIE, FLORIDA 33314
754-323-5400



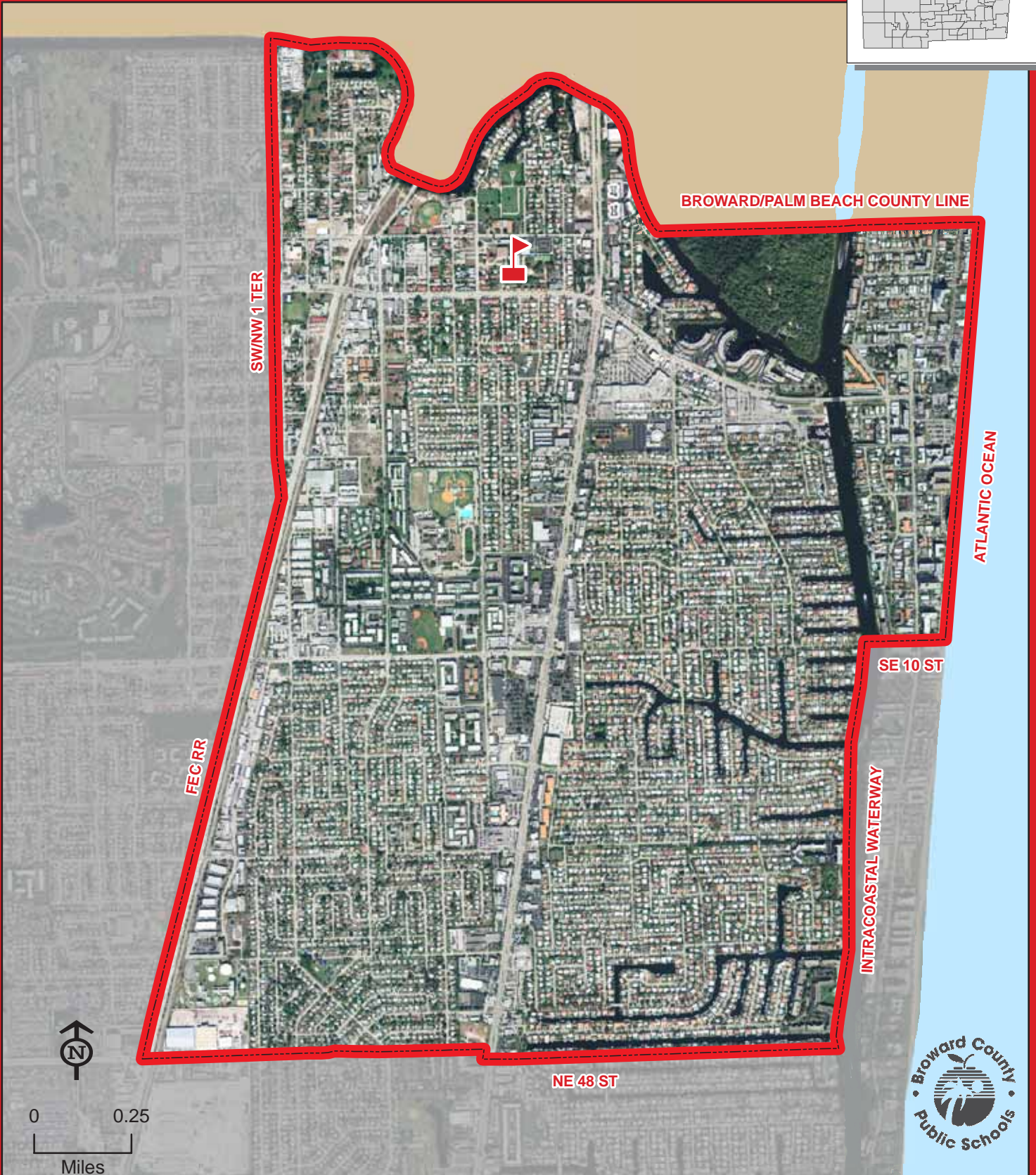
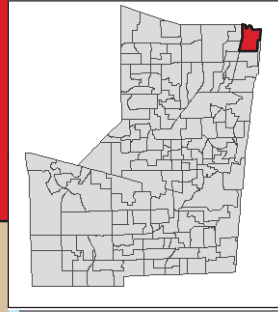
DAVIE

THIS MAP IS FOR CONCEPTUAL PURPOSES ONLY AND SHOULD NOT BE USED FOR LEGAL BOUNDARY DETERMINATIONS


School Boundaries Department • www.browardschools.com • 754.321.2480

DEERFIELD BEACH ELEMENTARY SCHOOL

650 NE 1 STREET
DEERFIELD BEACH, FLORIDA 33441
754-322-6100



DEERFIELD BEACH



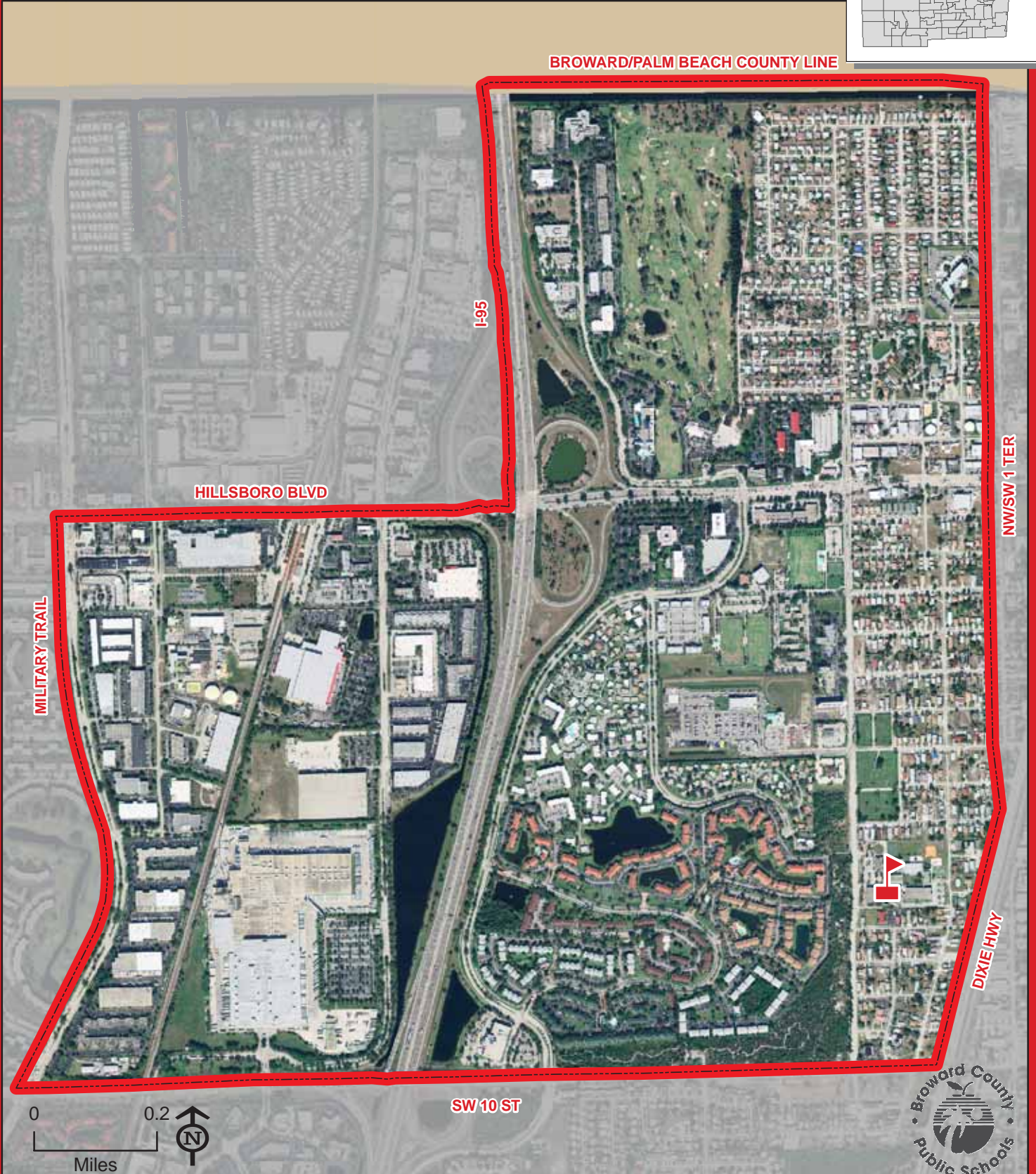
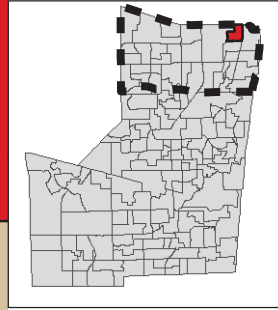
THIS MAP IS FOR CONCEPTUAL PURPOSES ONLY AND SHOULD NOT BE USED FOR LEGAL BOUNDARY DETERMINATIONS

School Boundaries Department • www.browardschools.com • 754.321.2480

DEERFIELD PARK ELEMENTARY SCHOOL

650 SW 3 AVENUE
DEERFIELD BEACH, FLORIDA 33441
754-322-6150

Magnet School
(Information on reverse side)



THIS MAP IS FOR CONCEPTUAL PURPOSES ONLY AND SHOULD NOT BE USED FOR LEGAL BOUNDARY DETERMINATIONS

School Boundaries Department • www.browardschools.com • 754.321.2480

DEERFIELD PARK ELEMENTARY SCHOOL

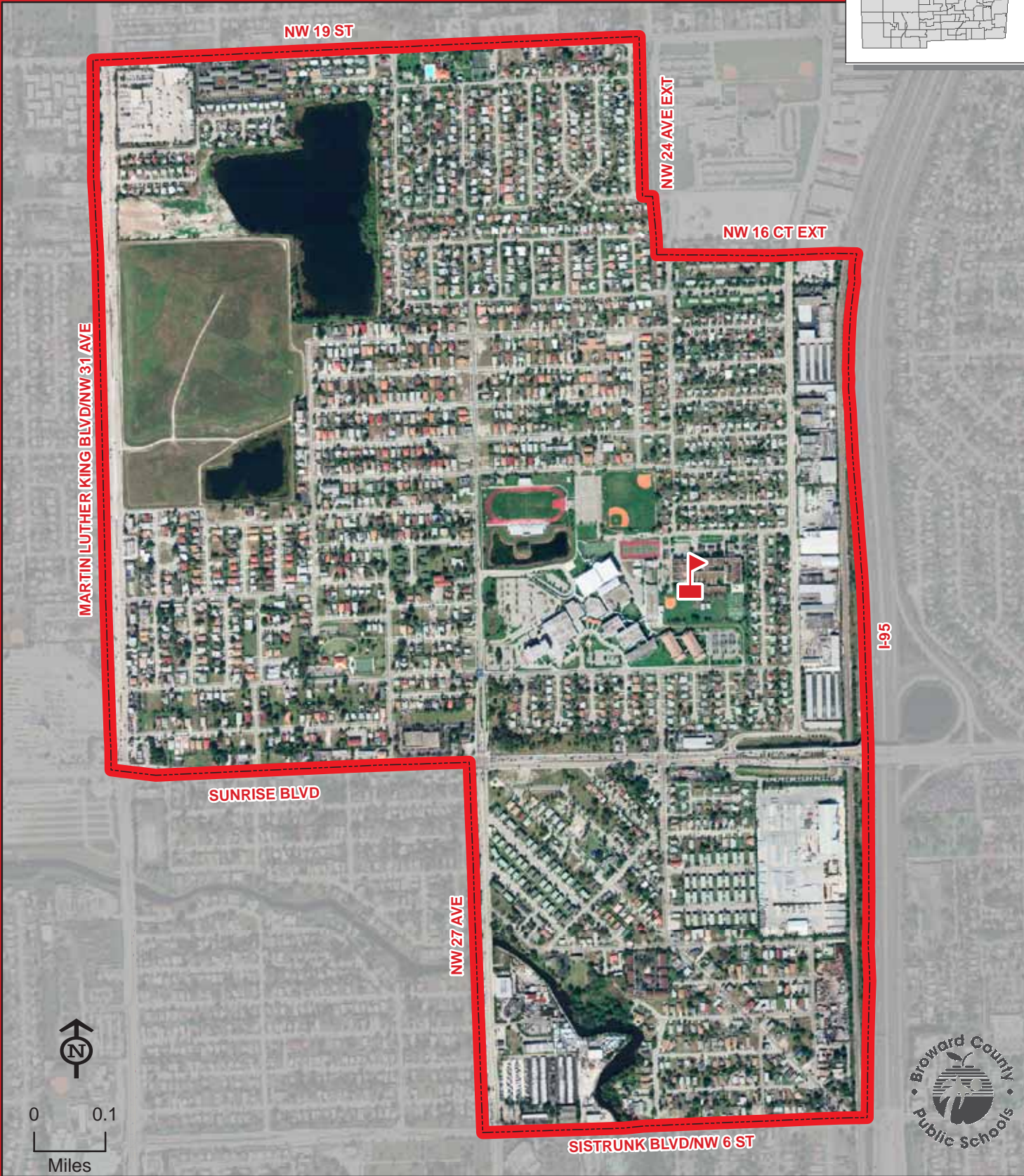
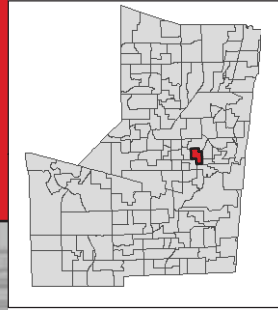
Magnet Program

PERFORMING & VISUAL ARTS:

Students residing within the Deerfield Park Elementary attendance area automatically attend this school. Students residing north of Atlantic Boulevard that meet the eligibility requirements may apply for admission to the Performing & Visual Arts Program and receive transportation in accordance with Transportation Policy. Students will be admitted in accordance with the provisions of School Board Policy 5004.1. Application and deadline information is available online at www.browardschoolsmagnetprograms.com or through the Innovative Programs office at (754) 321-2380.

DILLARD ELEMENTARY SCHOOL

2330 NW 12 COURT
FORT LAUDERDALE, FLORIDA 33311
754-322-6200



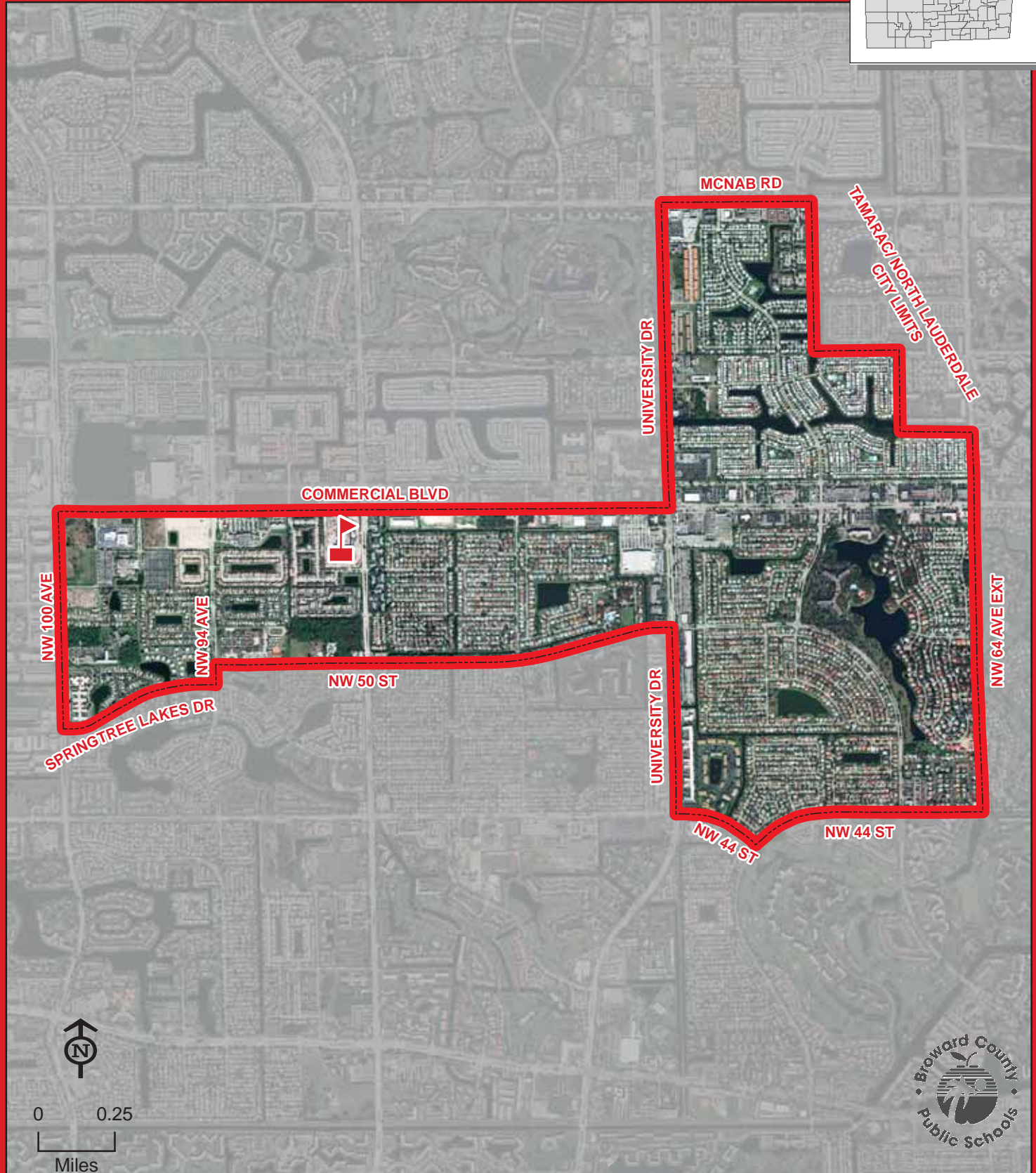
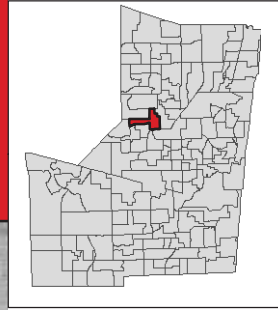
DILLARD



THIS MAP IS FOR CONCEPTUAL PURPOSES ONLY AND SHOULD NOT BE USED FOR LEGAL BOUNDARY DETERMINATIONS

DISCOVERY ELEMENTARY SCHOOL

8800 NW 54 COURT
SUNRISE, FLORIDA 33351
754-322-9100



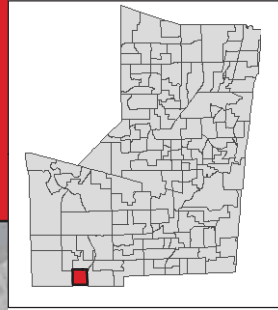
DISCOVERY

THIS MAP IS FOR CONCEPTUAL PURPOSES ONLY AND SHOULD NOT BE USED FOR LEGAL BOUNDARY DETERMINATIONS

School Boundaries Department • www.browardschools.com • 754.321.2480

DOLPHIN BAY ELEMENTARY SCHOOL

16450 MIRAMAR PARKWAY
MIRAMAR, FLORIDA 33027
754-323-8000



MIRAMAR PKWY

SW 172 AVE


I-75

DOLPHIN BAY

BROWARD/MIAMI-DADE COUNTY LINE



0 0.1
Miles



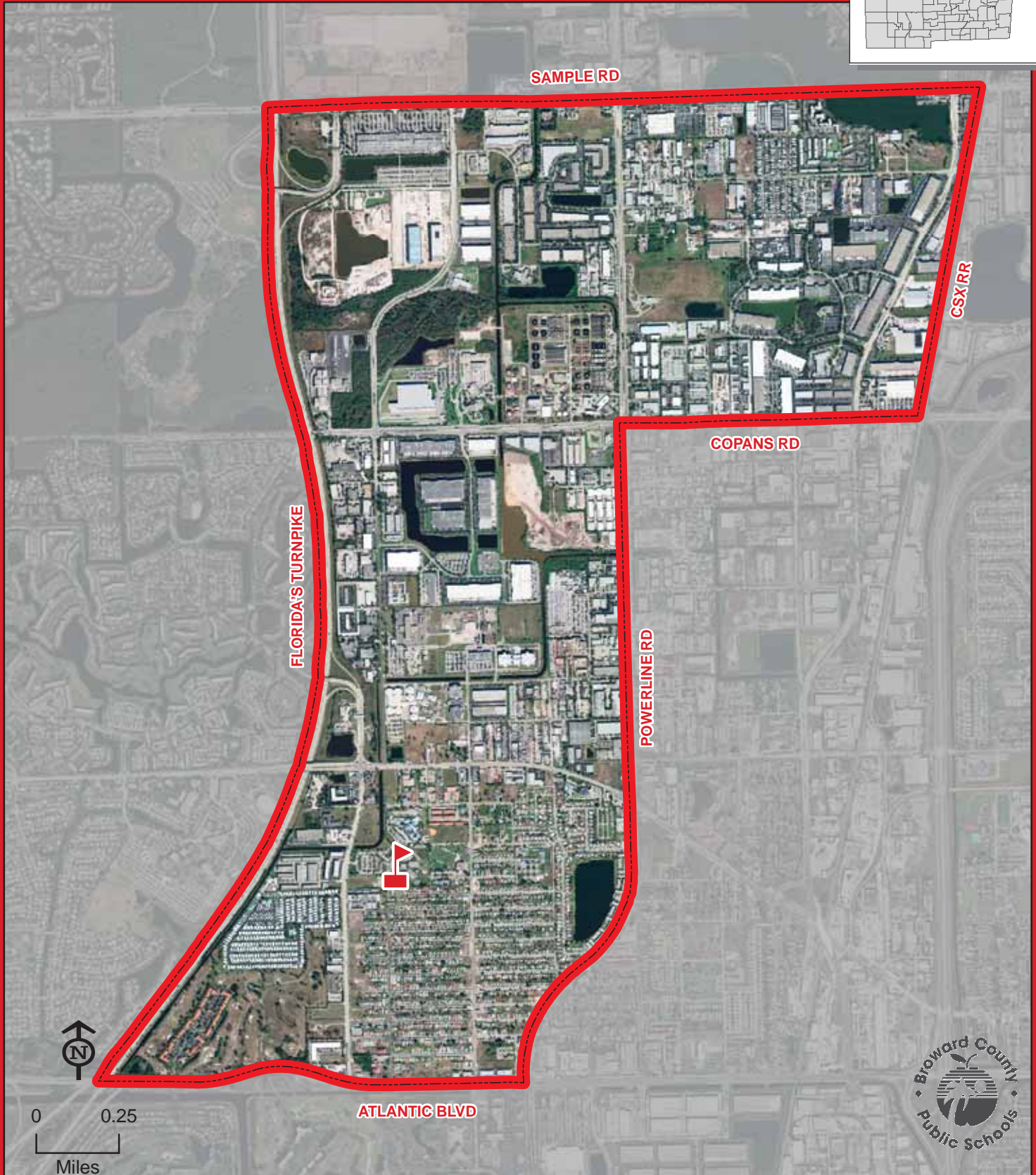
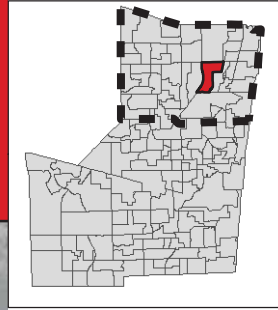
THIS MAP IS FOR CONCEPTUAL PURPOSES ONLY AND SHOULD NOT BE USED FOR LEGAL BOUNDARY DETERMINATIONS

School Boundaries Department • www.browardschools.com • 754.321.2480

DREW, CHARLES ELEMENTARY SCHOOL

1000 NW 31 AVENUE
POMPANO BEACH, FLORIDA 33060
754-322-6250

Magnet School
(Information on reverse side)



THIS MAP IS FOR CONCEPTUAL PURPOSES ONLY AND SHOULD NOT BE USED FOR LEGAL BOUNDARY DETERMINATIONS

School Boundaries Department • www.browardschools.com • 754.321.2480

DREW, CHARLES

DREW, CHARLES ELEMENTARY SCHOOL

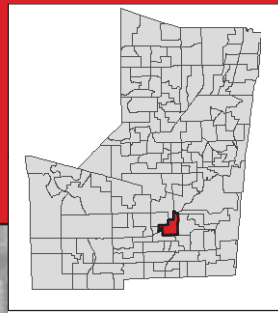
Magnet Program

SCIENCE, MATHEMATICS & TECHNOLOGY:

Students residing within the Charles Drew Elementary attendance area automatically attend this school. Students residing north of Commercial Boulevard that meet the eligibility requirements may apply for admission to the Science, Mathematics & Technology Program and receive transportation in accordance with Transportation Policy. Students will be admitted in accordance with the provisions of School Board Policy 5004.1. Application and deadline information is available online at www.browardschoolsmagnetprograms.com or through the Innovative Programs office at (754) 321-2380.

DRIFTWOOD ELEMENTARY SCHOOL

2700 NW 69 AVENUE
HOLLYWOOD, FLORIDA 33024
754-323-5450

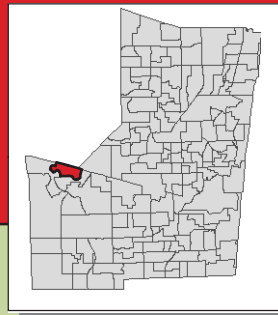


DRIFTWOOD

THIS MAP IS FOR CONCEPTUAL PURPOSES ONLY AND SHOULD NOT BE USED FOR LEGAL BOUNDARY DETERMINATIONS

EAGLE POINT ELEMENTARY SCHOOL

100 INDIAN TRACE
FORT LAUDERDALE, FLORIDA 33326
754-323-5500



EAGLE POINT

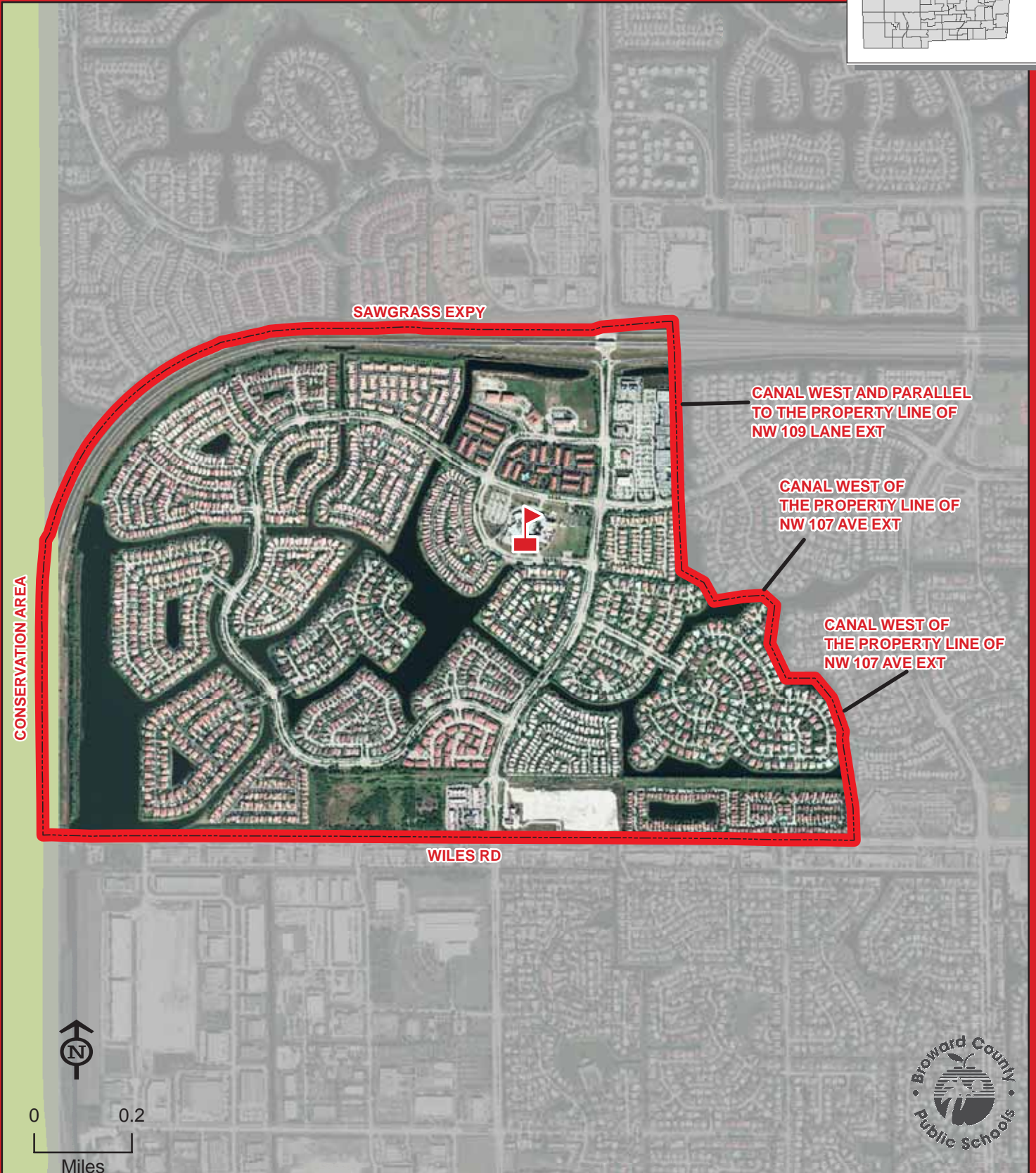
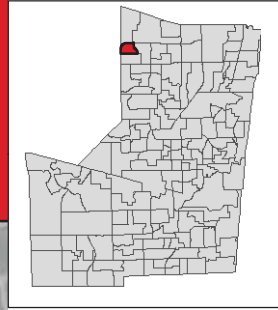
THIS MAP IS FOR CONCEPTUAL PURPOSES ONLY AND SHOULD NOT BE USED FOR LEGAL BOUNDARY DETERMINATIONS

School Boundaries Department • www.browardschools.com • 754.321.2480

EAGLE RIDGE ELEMENTARY SCHOOL

11500 WESTVIEW DRIVE
CORAL SPRINGS, FLORIDA 33076
754-322-6300

Innovative Program
(Information on reverse side)



THIS MAP IS FOR CONCEPTUAL PURPOSES ONLY AND SHOULD NOT BE USED FOR LEGAL BOUNDARY DETERMINATIONS

School Boundaries Department • www.browardschools.com • 754.321.2480

EAGLE RIDGE ELEMENTARY SCHOOL

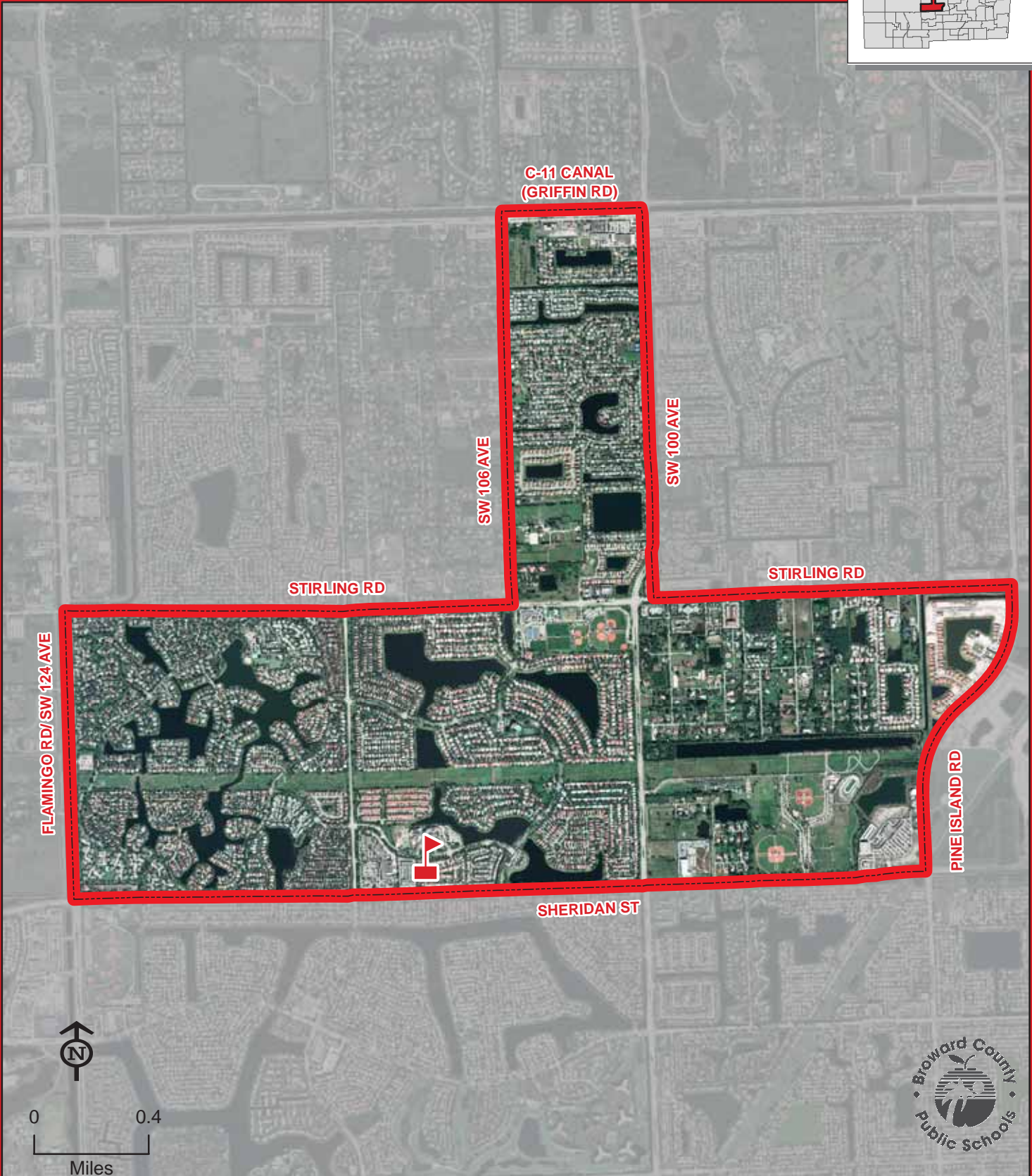
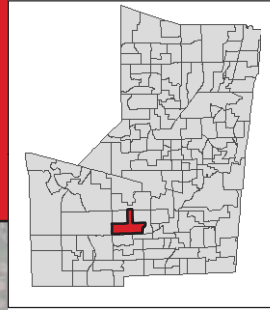
Innovative Program

SCIENCE & TECHNOLOGY:

Students residing within the Eagle Ridge Elementary attendance area automatically attend this school.

EMBASSY CREEK ELEMENTARY SCHOOL

10905 SE LAKE BOULEVARD
COOPER CITY, FLORIDA 33026
754-323-5550



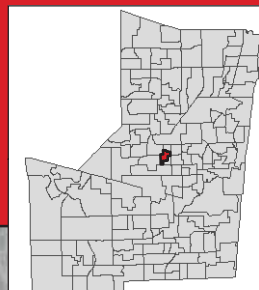
EMBASSY CREEK

THIS MAP IS FOR CONCEPTUAL PURPOSES ONLY AND SHOULD NOT BE USED FOR LEGAL BOUNDARY DETERMINATIONS

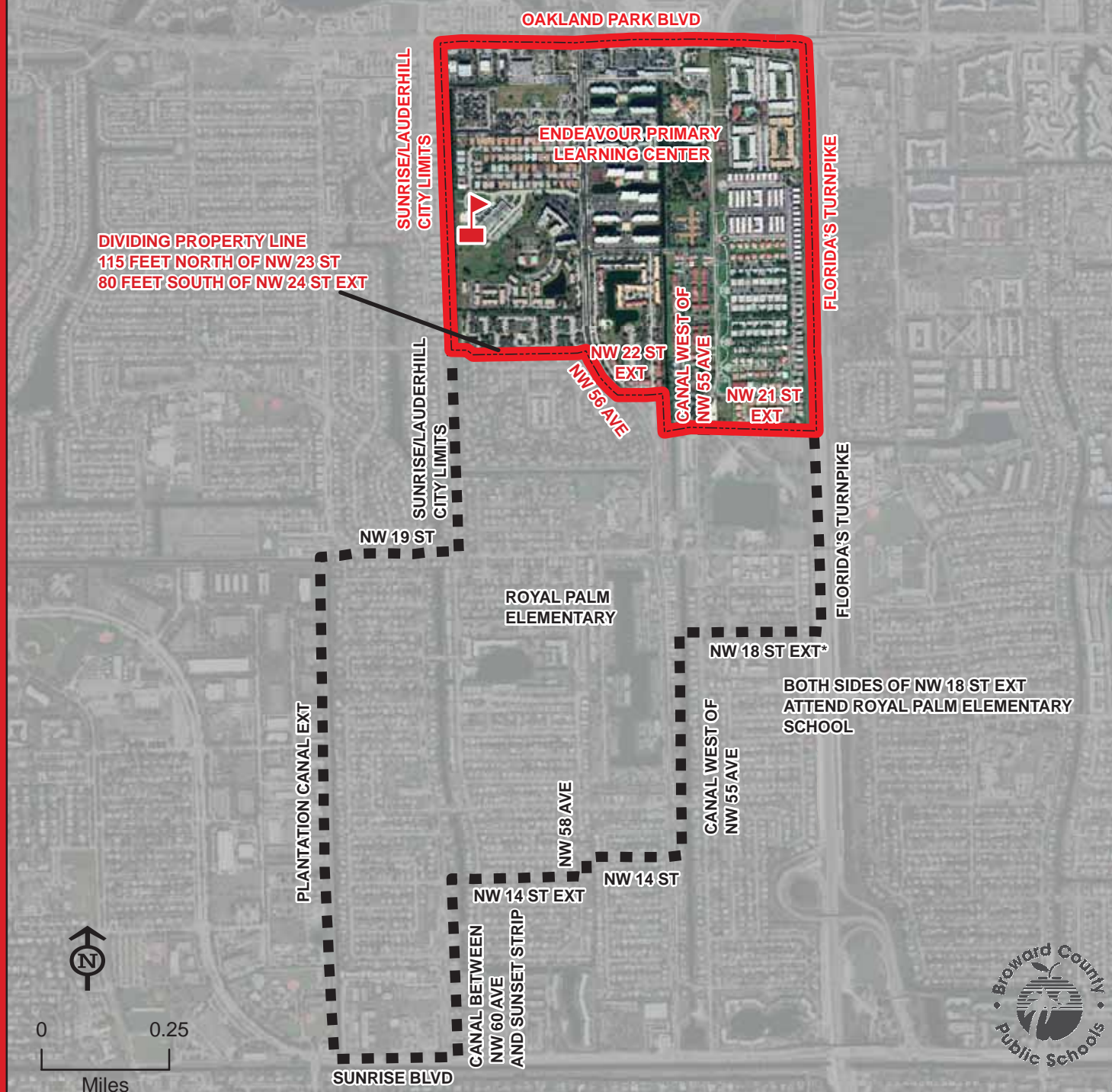
School Boundaries Department • www.browardschools.com • 754.321.2480

ENDEAVOUR PRIMARY LEARNING CENTER ELEMENTARY SCHOOL

2701 NW 56 AVENUE
LAUDERHILL, FLORIDA 33313
754-321-6600



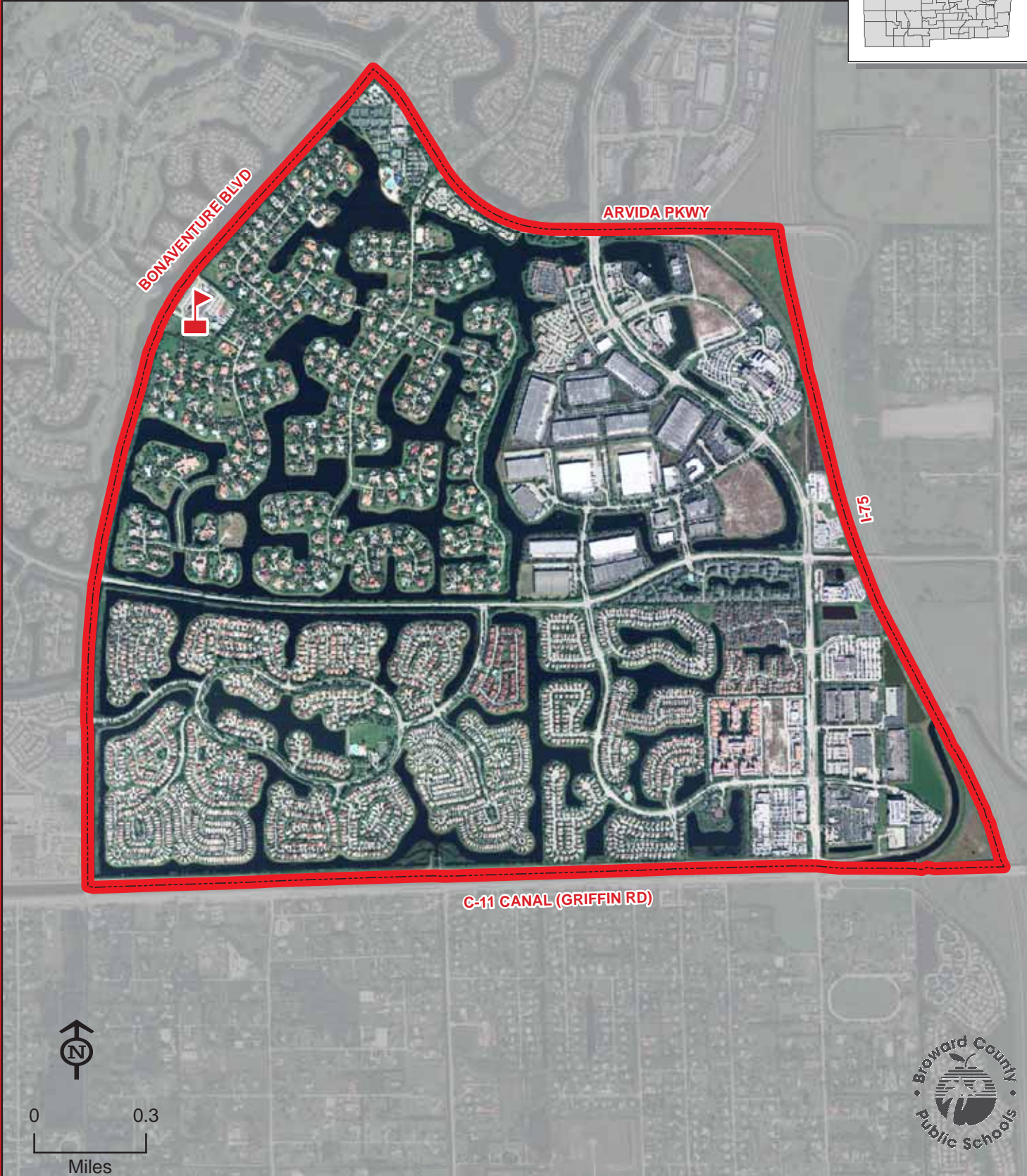
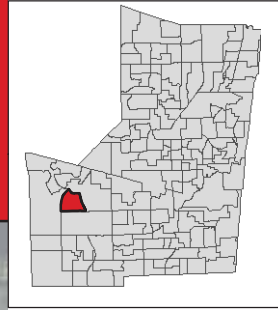
Kindergarten through third grade students residing within the Endeavour Primary Learning Center attendance area attend Endeavour Primary Learning Center. Fourth and fifth grade students residing within the Endeavour Primary Learning Center attendance area attend Royal Palm Elementary School.



THIS MAP IS FOR CONCEPTUAL PURPOSES ONLY AND SHOULD NOT BE USED FOR LEGAL BOUNDARY DETERMINATIONS

EVERGLADES ELEMENTARY SCHOOL

2900 BONAVENTURE BOULEVARD
WESTON, FLORIDA 33331
754-323-5600

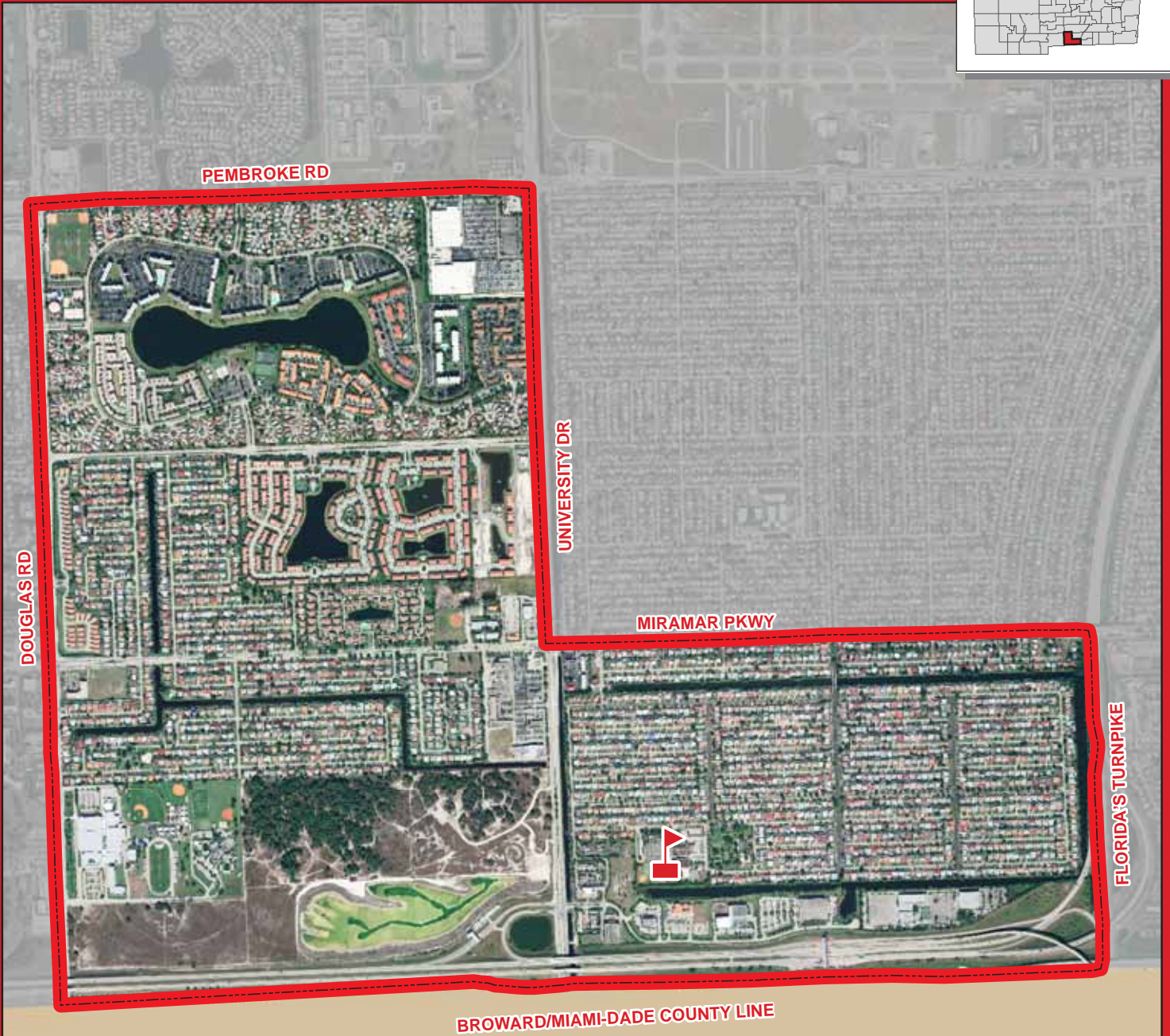
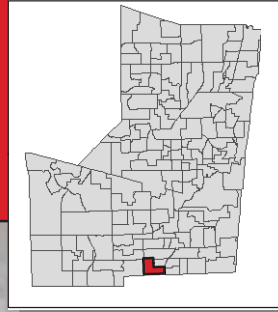


EVERGLADES

THIS MAP IS FOR CONCEPTUAL PURPOSES ONLY AND SHOULD NOT BE USED FOR LEGAL BOUNDARY DETERMINATIONS

FAIRWAY ELEMENTARY SCHOOL


7850 FAIRWAY BOULEVARD
MIRAMAR, FLORIDA 33023
754-323-5650



FAIRWAY



0 0.2
Miles

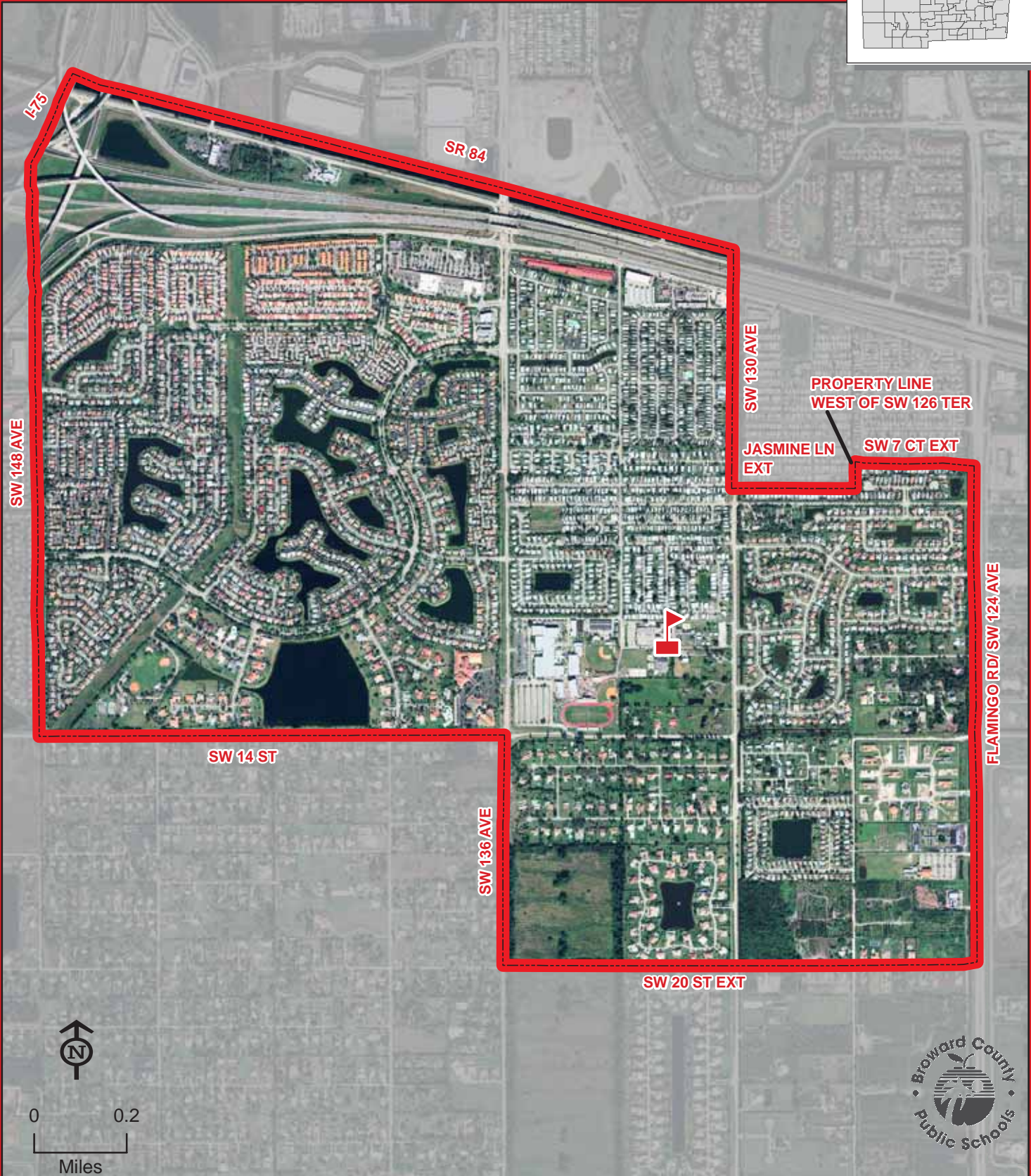
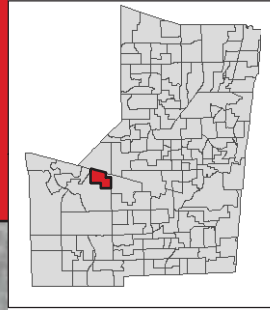


THIS MAP IS FOR CONCEPTUAL PURPOSES ONLY AND SHOULD NOT BE USED FOR LEGAL BOUNDARY DETERMINATIONS

School Boundaries Department • www.browardschools.com • 754.321.2480

FLAMINGO ELEMENTARY SCHOOL

1130 SW 133 AVENUE
DAVIE, FLORIDA 33325
754-323-5700

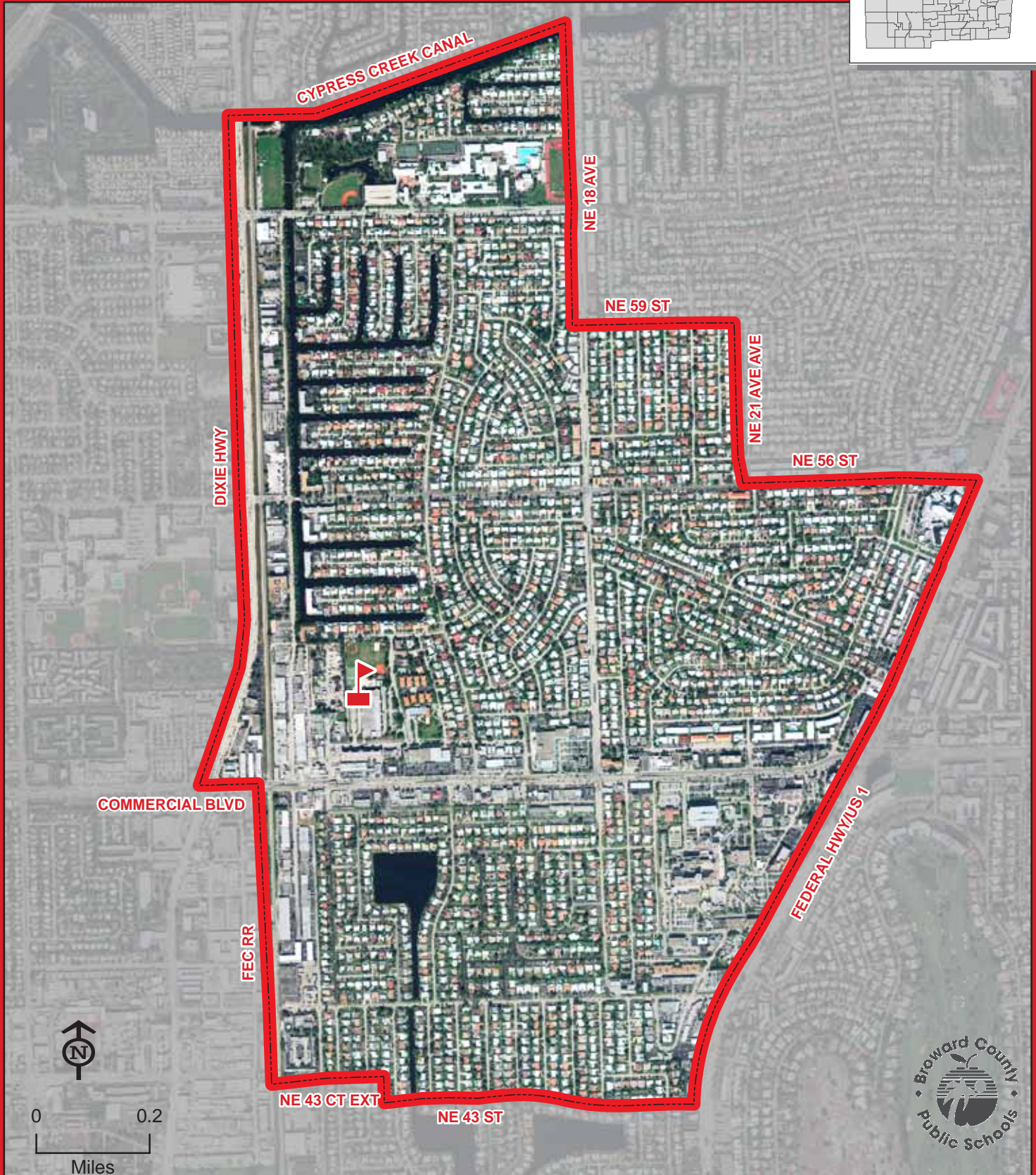
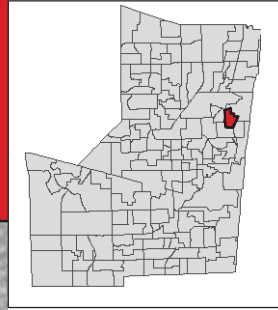


FLAMINGO

THIS MAP IS FOR CONCEPTUAL PURPOSES ONLY AND SHOULD NOT BE USED FOR LEGAL BOUNDARY DETERMINATIONS

FLORANADA ELEMENTARY SCHOOL

5251 NE 14 WAY
FORT LAUDERDALE, FLORIDA 33334
754-322-6350



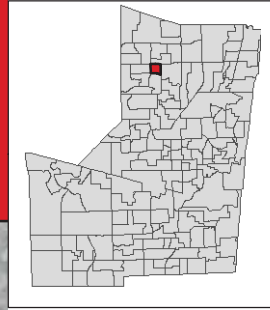
FLORANADA

THIS MAP IS FOR CONCEPTUAL PURPOSES ONLY AND SHOULD NOT BE USED FOR LEGAL BOUNDARY DETERMINATIONS

School Boundaries Department • www.browardschools.com • 754.321.2480

FOREST HILLS ELEMENTARY SCHOOL

3100 NW 85 AVENUE
CORAL SPRINGS, FLORIDA 33065
754-322-6400



FOREST HILLS

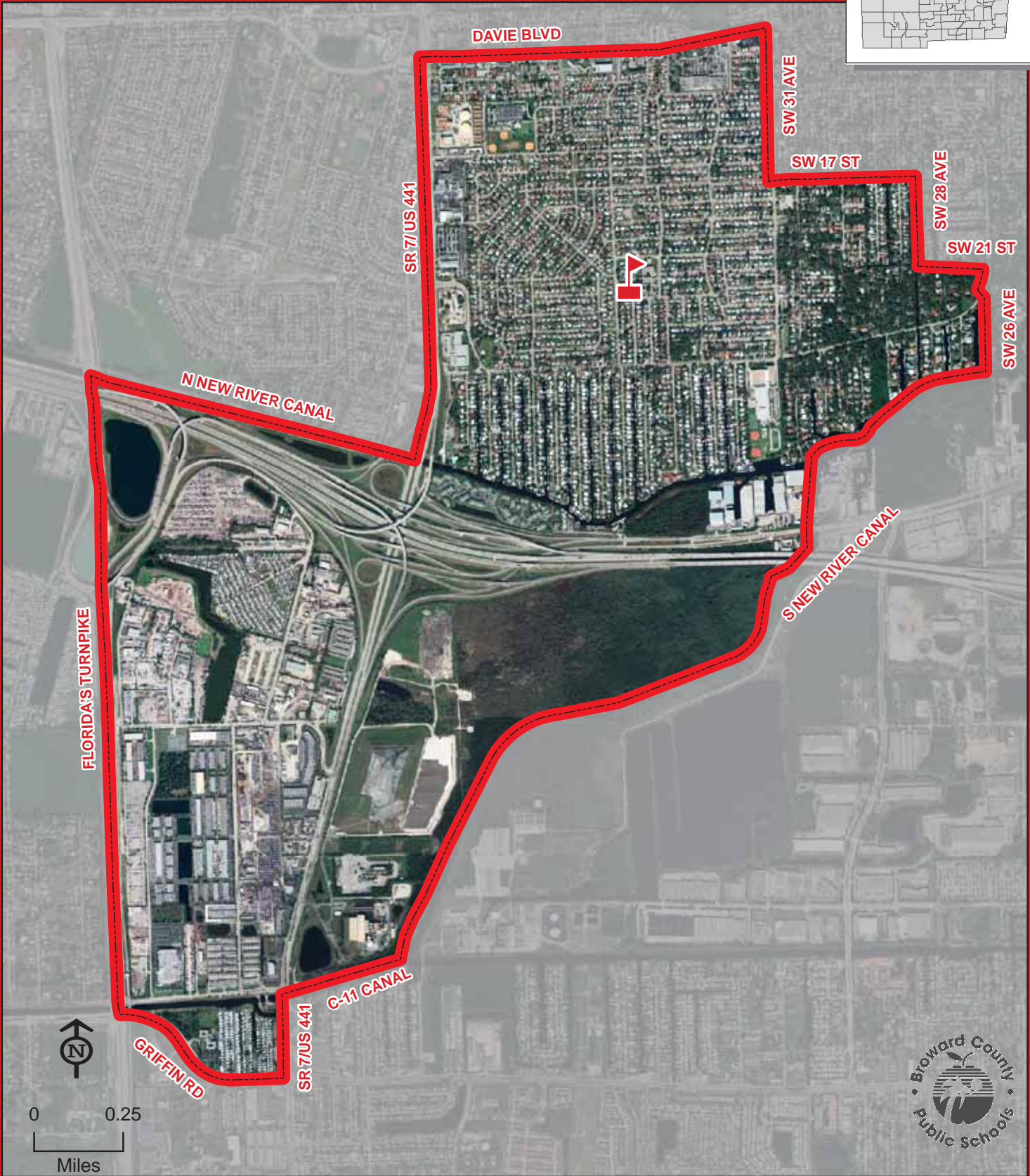
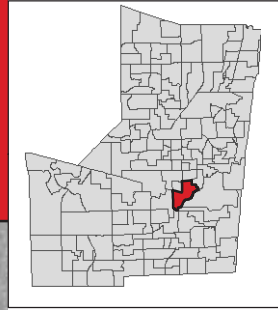


THIS MAP IS FOR CONCEPTUAL PURPOSES ONLY AND SHOULD NOT BE USED FOR LEGAL BOUNDARY DETERMINATIONS

School Boundaries Department • www.browardschools.com • 754.321.2480

FOSTER, STEPHEN ELEMENTARY SCHOOL

3471 SW 22 STREET
FORT LAUDERDALE, FLORIDA 33312
754-323-5750

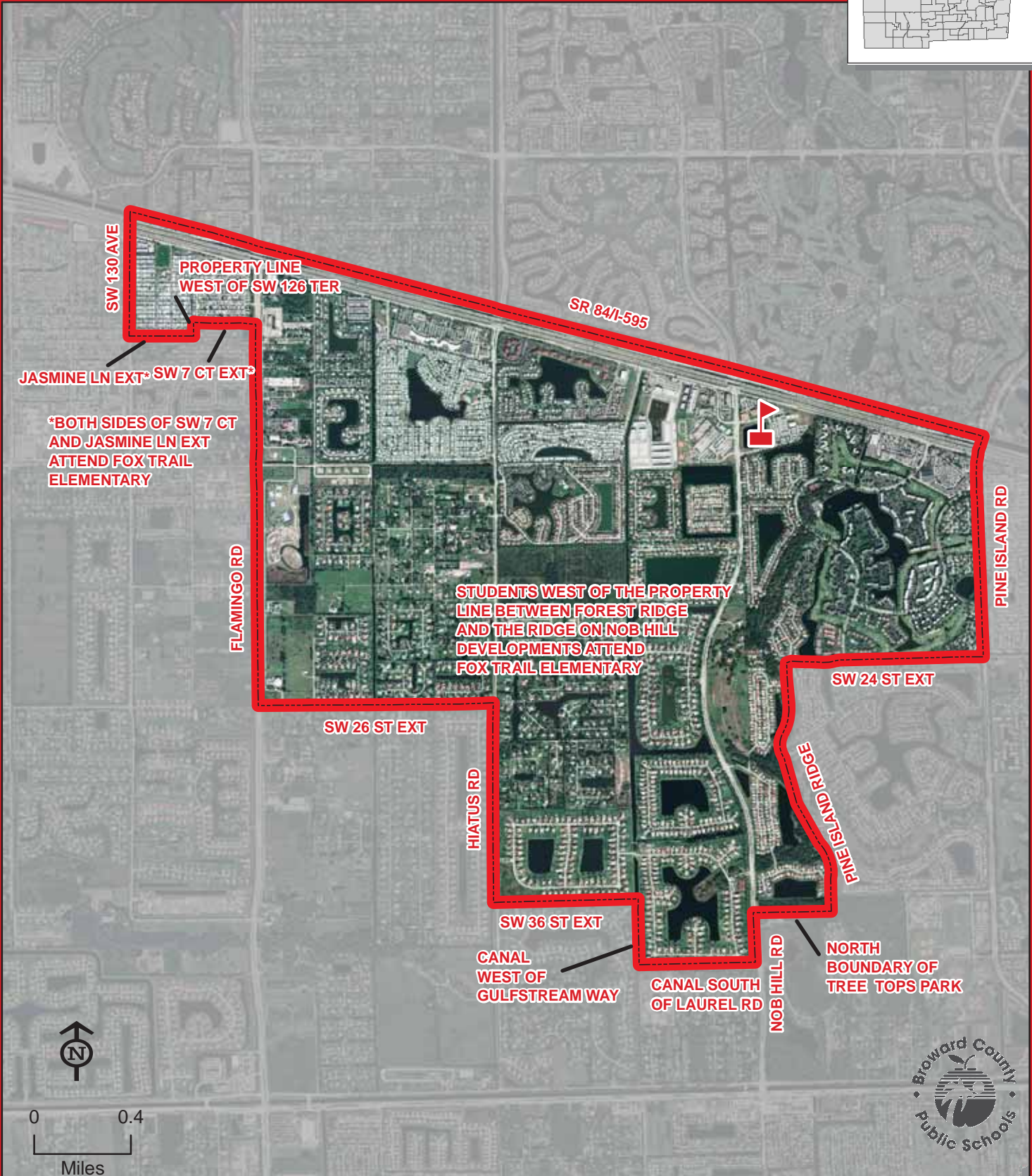
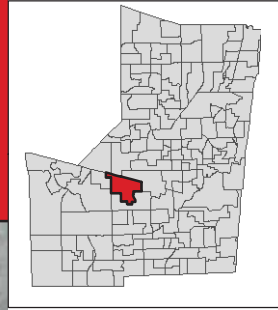


FOSTER, STEPHEN

THIS MAP IS FOR CONCEPTUAL PURPOSES ONLY AND SHOULD NOT BE USED FOR LEGAL BOUNDARY DETERMINATIONS

FOX TRAIL ELEMENTARY SCHOOL

1250 NOB HILL ROAD
DAVIE, FLORIDA 33324
754-323-5800



FOX TRAIL

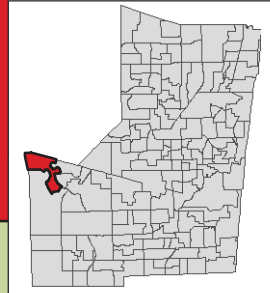


THIS MAP IS FOR CONCEPTUAL PURPOSES ONLY AND SHOULD NOT BE USED FOR LEGAL BOUNDARY DETERMINATIONS

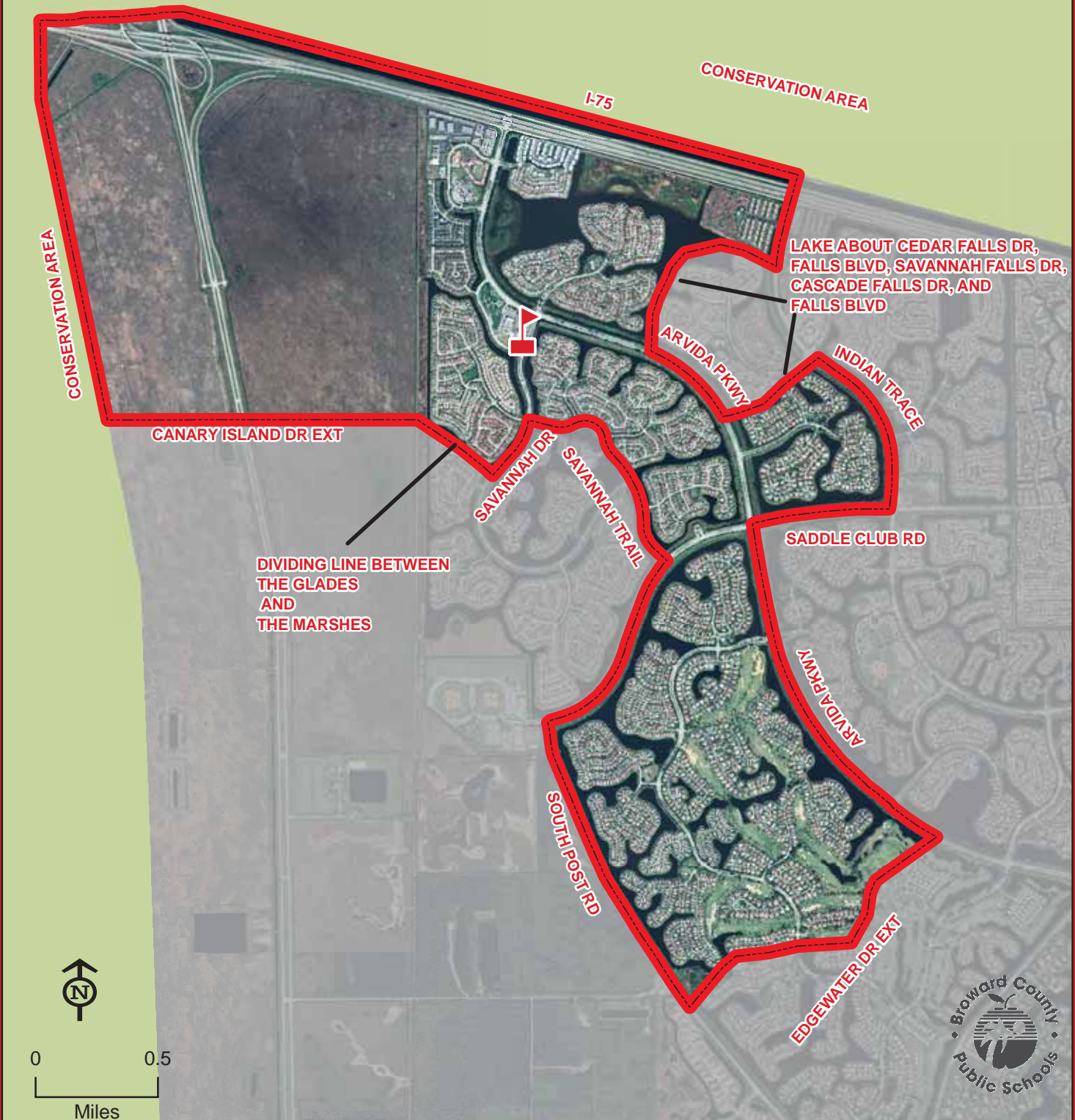
School Boundaries Department • www.browardschools.com • 754.321.2480

GATOR RUN ELEMENTARY SCHOOL

1101 ARVIDA PARKWAY
WESTON, FLORIDA 33327
754-323-5850



Elementary School students residing on both sides of US 27 in seasonal or temporary facilities from the Miami-Dade County line to the Palm Beach County line attend Country Isles Elementary School.



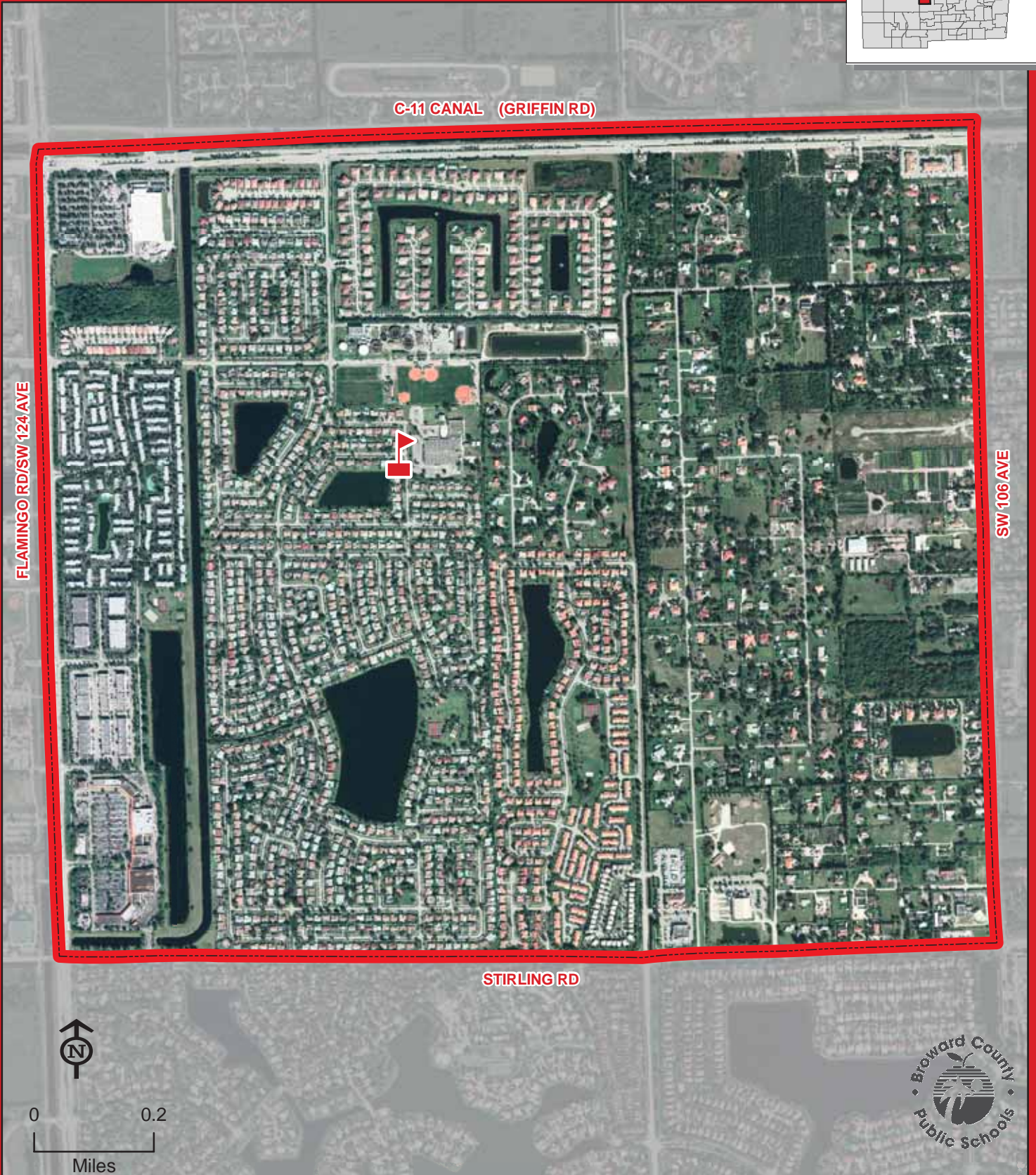
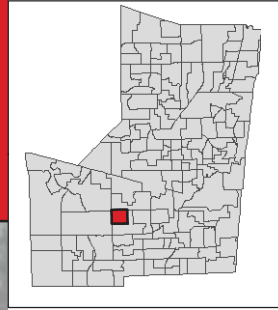
GATOR RUN

THIS MAP IS FOR CONCEPTUAL PURPOSES ONLY AND SHOULD NOT BE USED FOR LEGAL BOUNDARY DETERMINATIONS

School Boundaries Department • www.browardschools.com • 754.321.2480

GRIFFIN ELEMENTARY SCHOOL

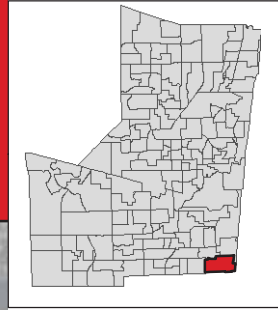
5050 SW 116 AVENUE
COOPER CITY, FLORIDA 33330
754-323-5900



THIS MAP IS FOR CONCEPTUAL PURPOSES ONLY AND SHOULD NOT BE USED FOR LEGAL BOUNDARY DETERMINATIONS

HALLANDALE ELEMENTARY SCHOOL

900 SW 8 STREET
HALLANDALE, FLORIDA 33009
754-323-5950



NOTE: Hallandale Elementary has a year-round, single track educational calendar.
Contact the school for more information.



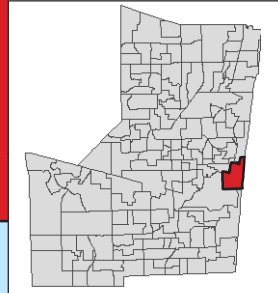
HALLANDALE

THIS MAP IS FOR CONCEPTUAL PURPOSES ONLY AND SHOULD NOT BE USED FOR LEGAL BOUNDARY DETERMINATIONS


School Boundaries Department • www.browardschools.com • 754.321.2480

HARBORDALE ELEMENTARY SCHOOL

900 SE 15 STREET
FORT LAUDERDALE, FLORIDA 33316
754-323-6050



HARBORDALE

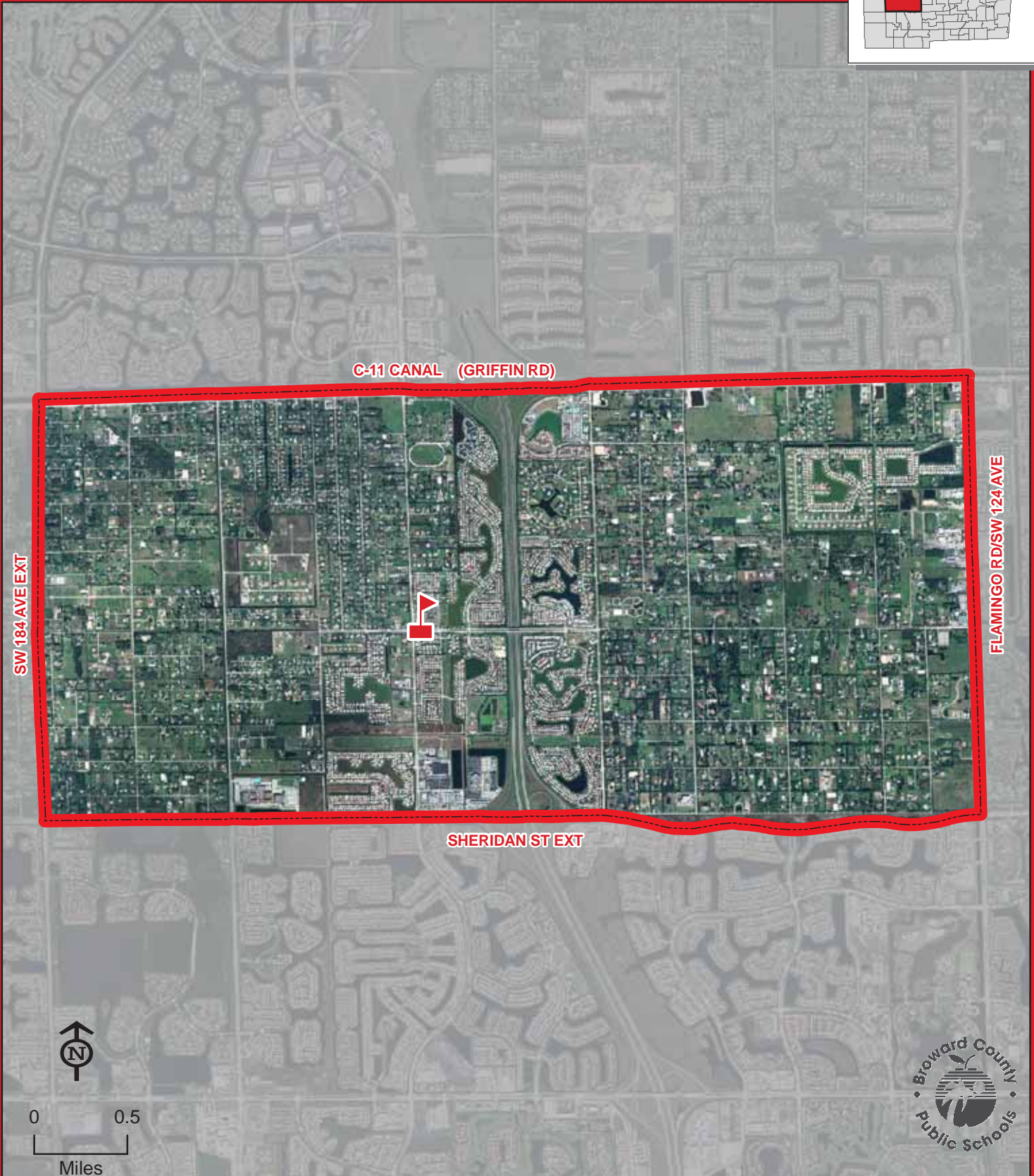
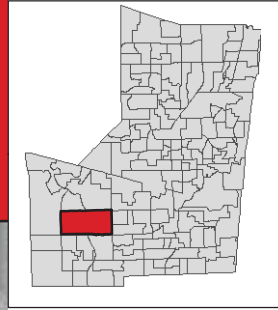


THIS MAP IS FOR CONCEPTUAL PURPOSES ONLY AND SHOULD NOT BE USED FOR LEGAL BOUNDARY DETERMINATIONS

School Boundaries Department • www.browardschools.com • 754.321.2480

HAWKES BLUFF ELEMENTARY SCHOOL

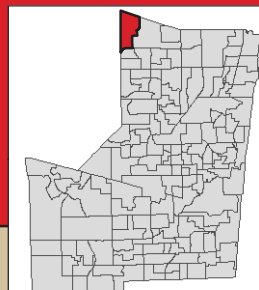
5900 SW 160 AVENUE
DAVIE, FLORIDA 33331
754-323-6100



THIS MAP IS FOR CONCEPTUAL PURPOSES ONLY AND SHOULD NOT BE USED FOR LEGAL BOUNDARY DETERMINATIONS

HERON HEIGHTS ELEMENTARY SCHOOL

11010 NOB HILL ROAD
PARKLAND, FLORIDA 33076
754-322-9150



Map incorporating school boundary changes for the 2010-11 school year.



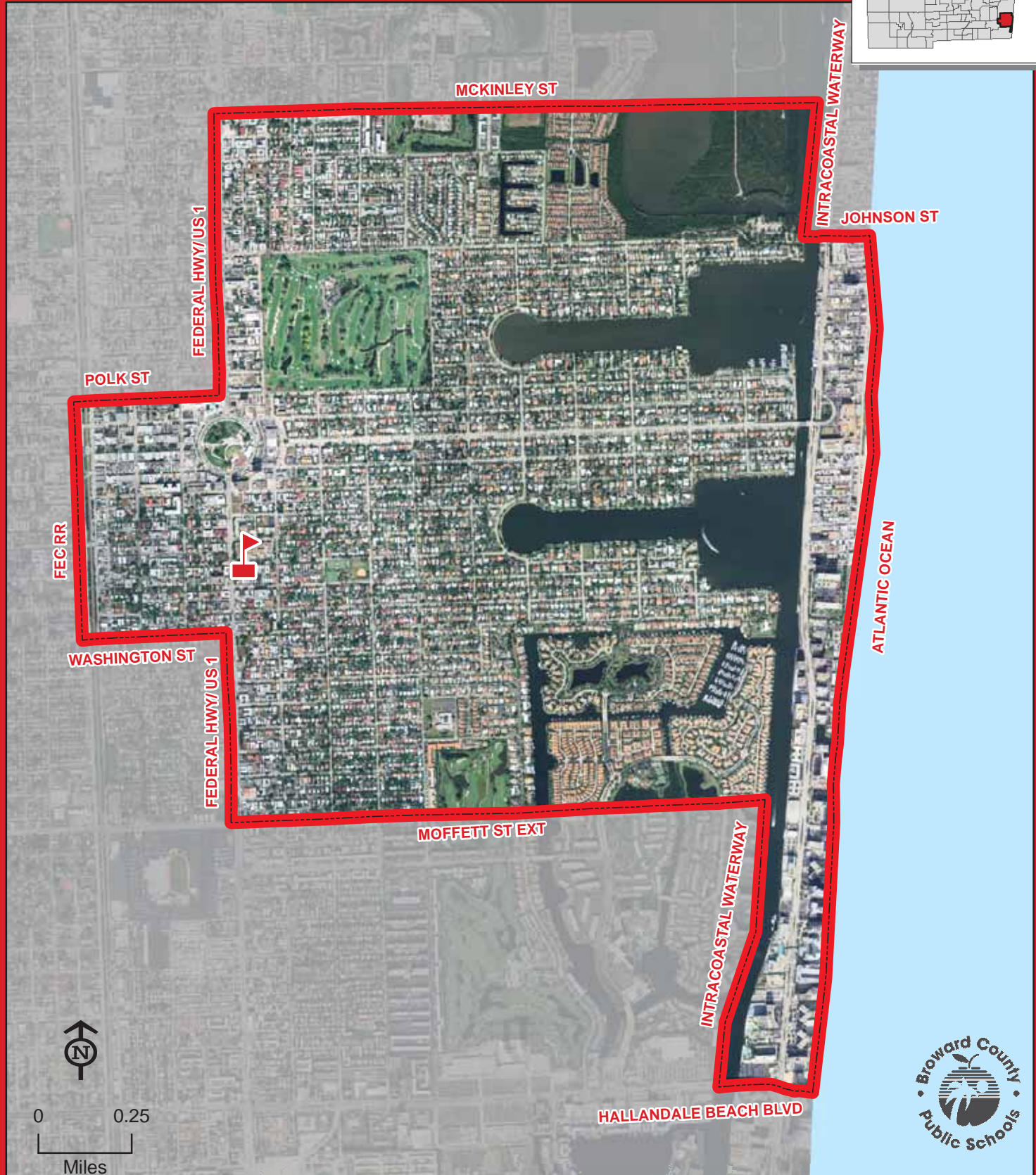
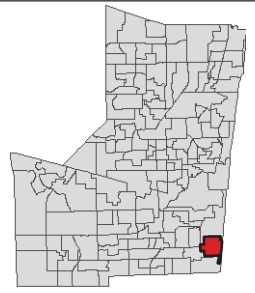
HERON HEIGHTS

THIS MAP IS FOR CONCEPTUAL PURPOSES ONLY AND SHOULD NOT BE USED FOR LEGAL BOUNDARY DETERMINATIONS

School Boundaries Department • www.browardschools.com • 754.321.2480

HOLLYWOOD CENTRAL ELEMENTARY SCHOOL

1700 MONROE STREET
HOLLYWOOD, FLORIDA 33020
754-323-6150

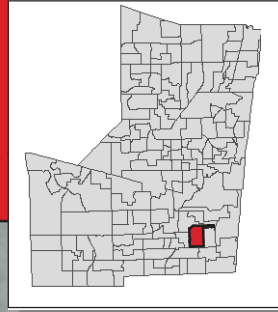


HOLLYWOOD CENTRAL

THIS MAP IS FOR CONCEPTUAL PURPOSES ONLY AND SHOULD NOT BE USED FOR LEGAL BOUNDARY DETERMINATIONS

HOLLYWOOD HILLS ELEMENTARY SCHOOL

3501 TAFT STREET
HOLLYWOOD, FLORIDA 33021
754-323-6200

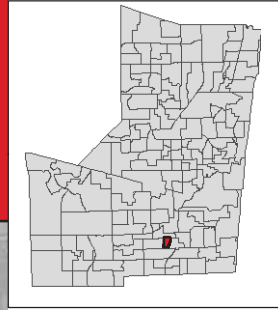


HOLLYWOOD HILLS

THIS MAP IS FOR CONCEPTUAL PURPOSES ONLY AND SHOULD NOT BE USED FOR LEGAL BOUNDARY DETERMINATIONS

HOLLYWOOD PARK ELEMENTARY SCHOOL

901 N 69 WAY
HOLLYWOOD, FLORIDA 33024
754-323-6250



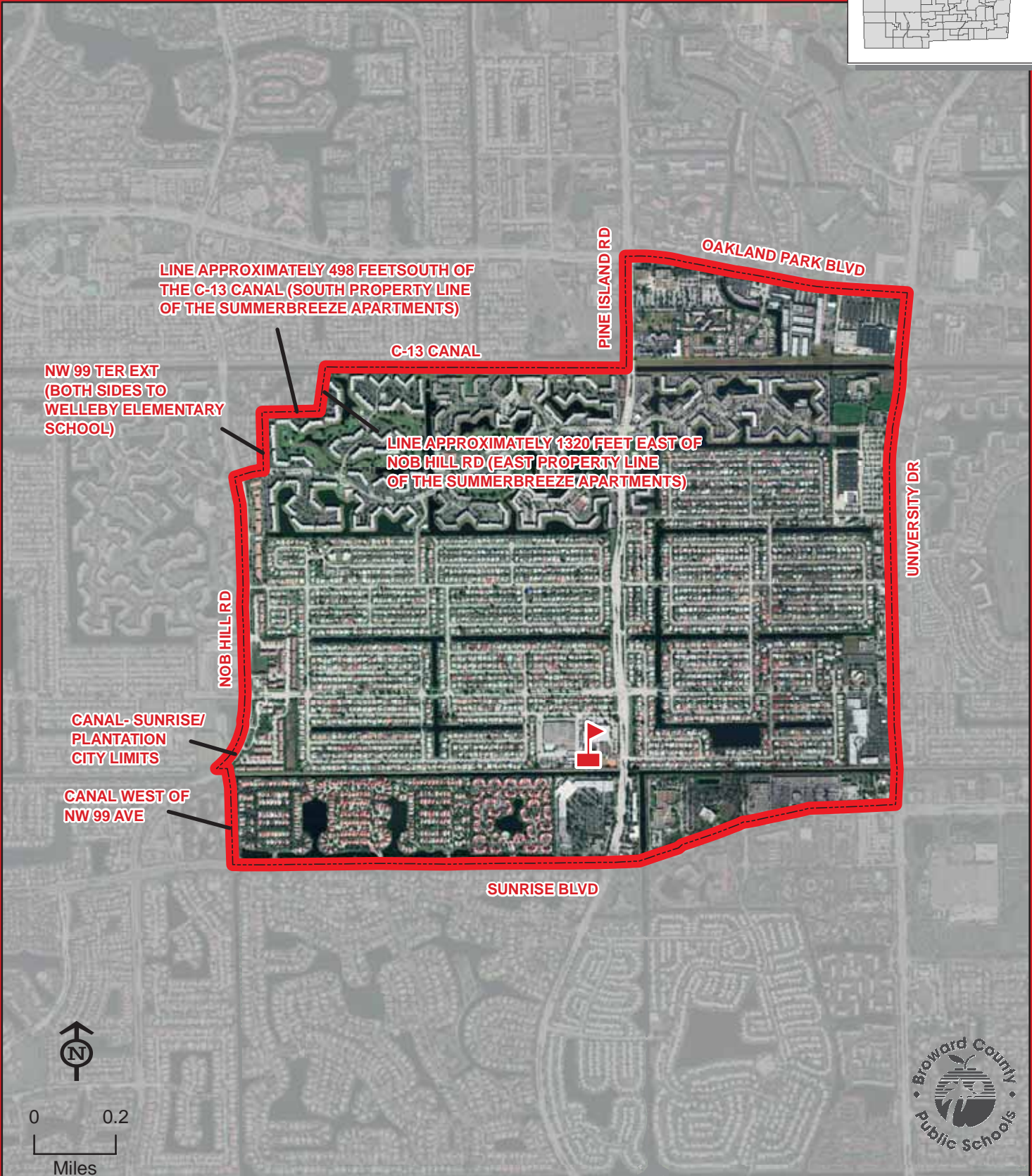
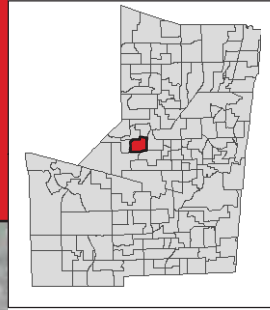
HOLLYWOOD PARK

THIS MAP IS FOR CONCEPTUAL PURPOSES ONLY AND SHOULD NOT BE USED FOR LEGAL BOUNDARY DETERMINATIONS

School Boundaries Department • www.browardschools.com • 754.321.2480

HORIZON ELEMENTARY SCHOOL

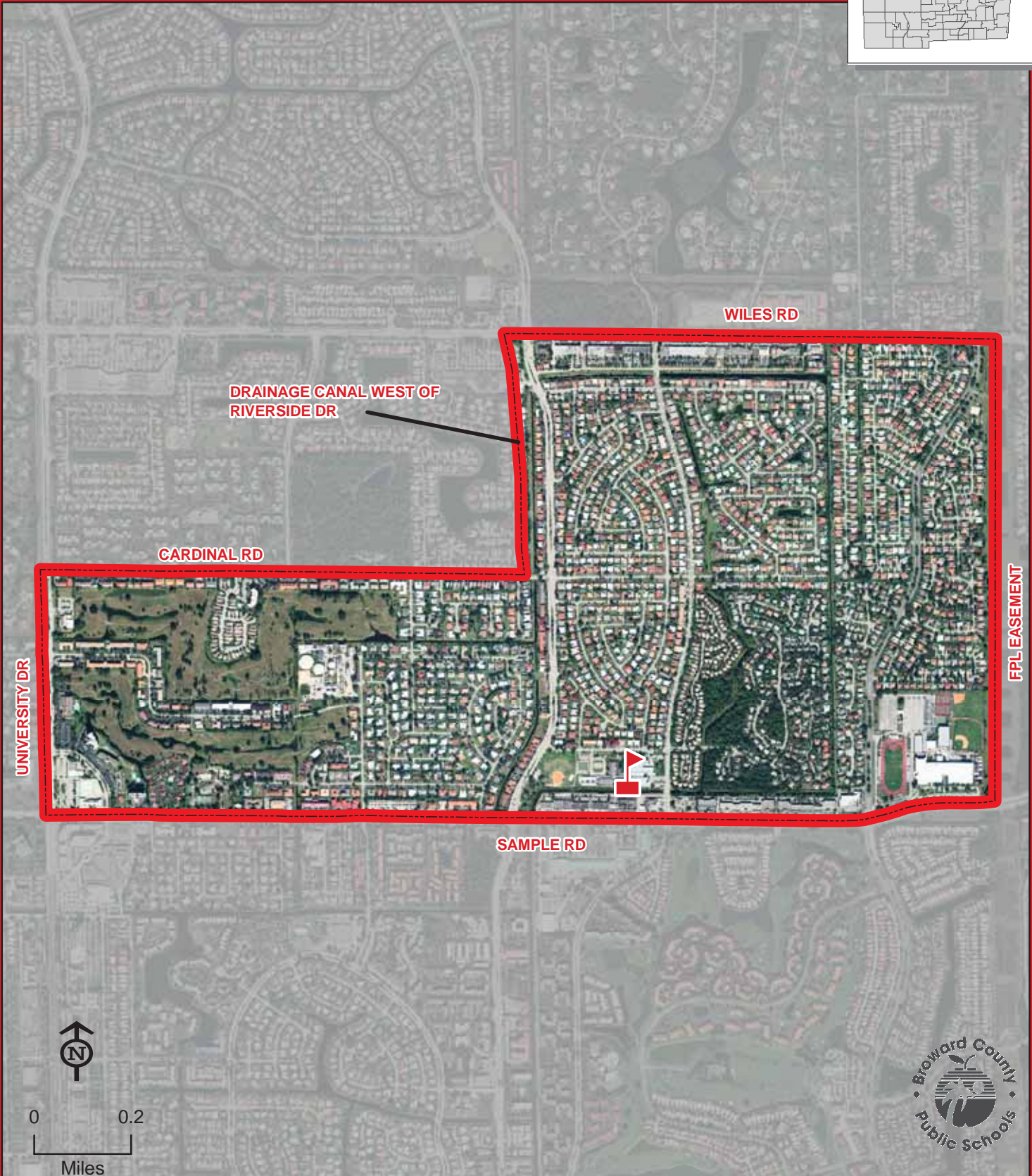
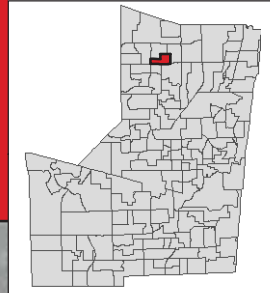
2101 PINE ISLAND ROAD
SUNRISE, FLORIDA 33322
754-322-6450



THIS MAP IS FOR CONCEPTUAL PURPOSES ONLY AND SHOULD NOT BE USED FOR LEGAL BOUNDARY DETERMINATIONS

HUNT, JAMES S. ELEMENTARY SCHOOL

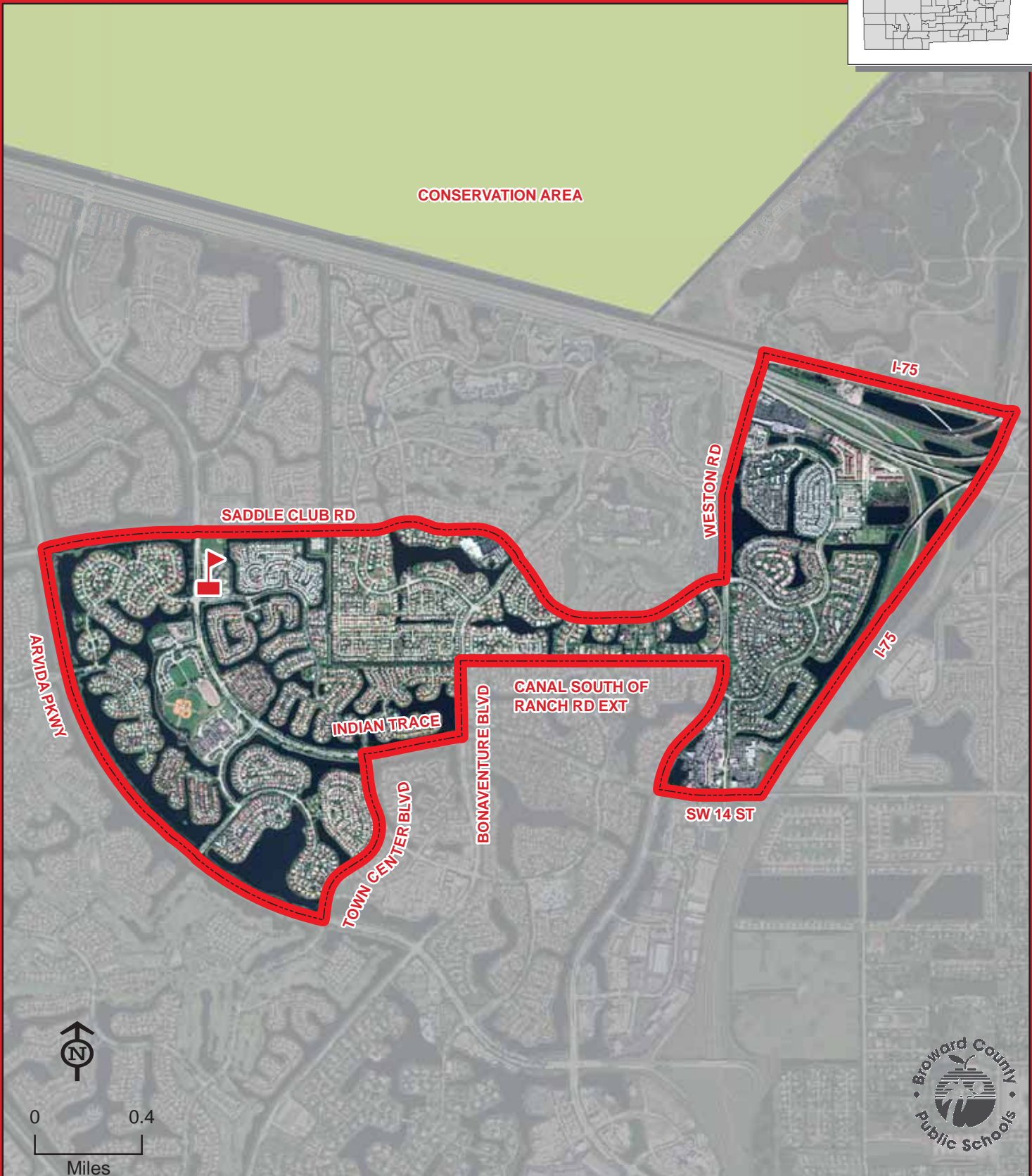
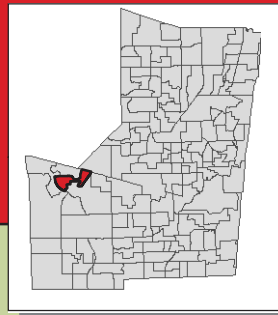
7800 NW 35 COURT
CORAL SPRINGS, FLORIDA 33065
754-322-6500



THIS MAP IS FOR CONCEPTUAL PURPOSES ONLY AND SHOULD NOT BE USED FOR LEGAL BOUNDARY DETERMINATIONS

INDIAN TRACE ELEMENTARY SCHOOL

400 INDIAN TRACE
WESTON, FLORIDA 33326
754-323-6300



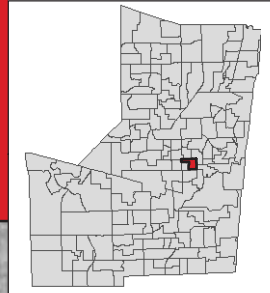
INDIAN TRACE

THIS MAP IS FOR CONCEPTUAL PURPOSES ONLY AND SHOULD NOT BE USED FOR LEGAL BOUNDARY DETERMINATIONS

School Boundaries Department • www.browardschools.com • 754.321.2480

KING, MARTIN LUTHER ELEMENTARY SCHOOL

591 NW 31 AVENUE
FORT LAUDERDALE, FLORIDA 33311
754-322-6550



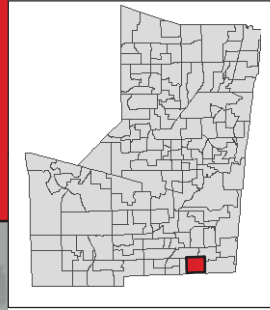
KING, MARTIN LUTHER

THIS MAP IS FOR CONCEPTUAL PURPOSES ONLY AND SHOULD NOT BE USED FOR LEGAL BOUNDARY DETERMINATIONS

School Boundaries Department • www.browardschools.com • 754.321.2480

LAKE FOREST ELEMENTARY SCHOOL

3550 SW 48 AVENUE
PEMBROKE PARK, FLORIDA 33023
754-323-6350



Note: Lake Forest Elementary School has a year-round single-track educational calendar. Contact the school for more information.

PEMBROKE RD

SW 52 AVE


I-95

LAKE FOREST

BROWARD/MIAMI-DADE COUNTY LINE



0 0.2
Miles

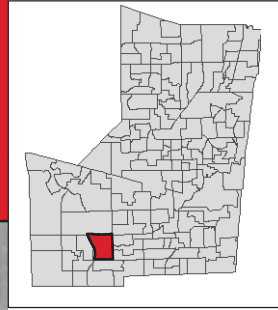


THIS MAP IS FOR CONCEPTUAL PURPOSES ONLY AND SHOULD NOT BE USED FOR LEGAL BOUNDARY DETERMINATIONS

School Boundaries Department • www.browardschools.com • 754.321.2480

LAKESIDE ELEMENTARY SCHOOL

900 NW 136 AVENUE
PEMBROKE PINES, FLORIDA 33028
754-323-6400

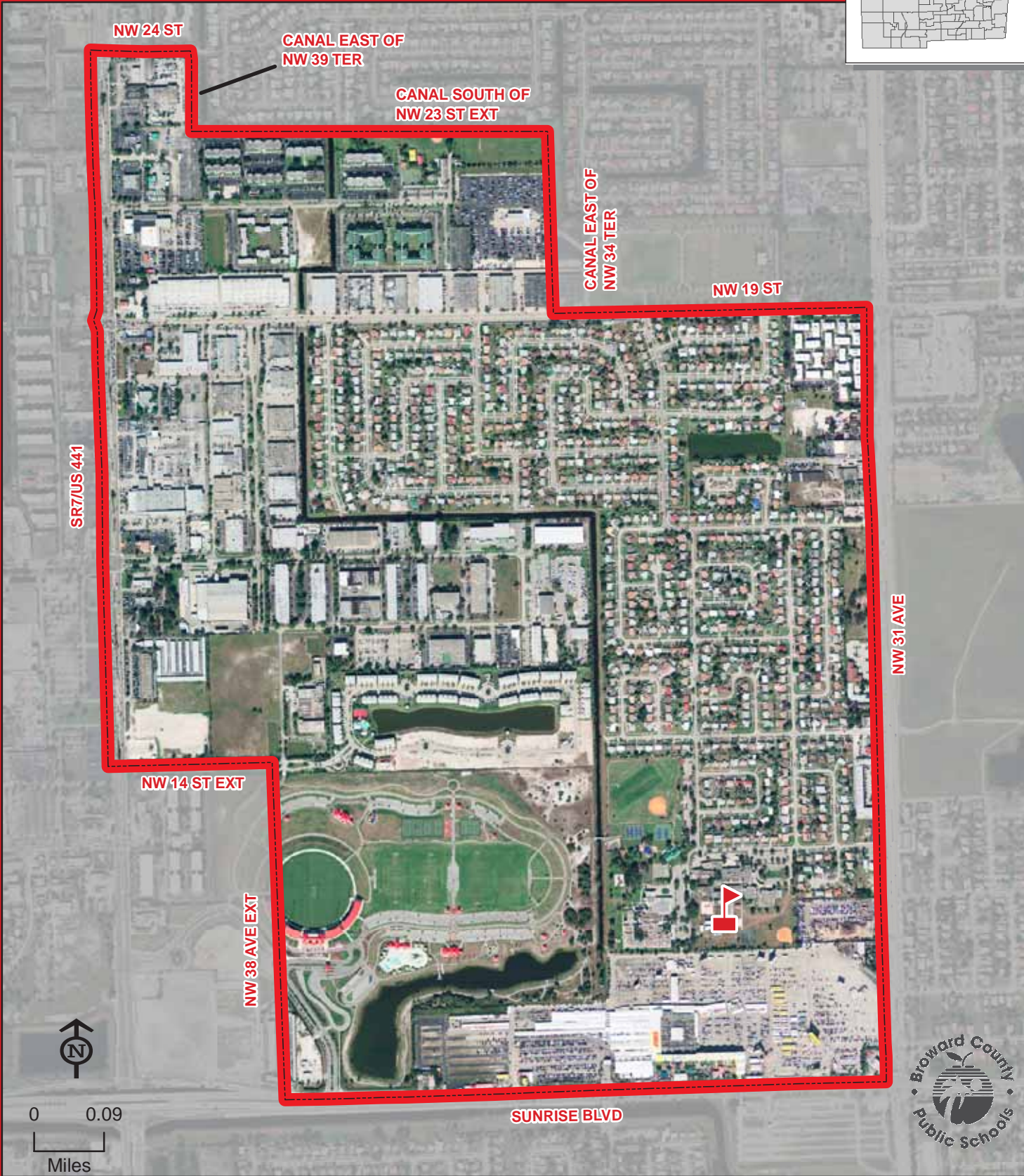
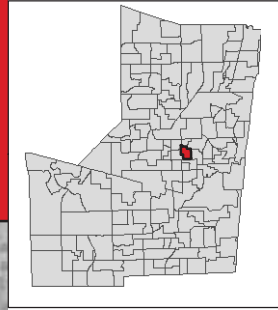


LAKESIDE


THIS MAP IS FOR CONCEPTUAL PURPOSES ONLY AND SHOULD NOT BE USED FOR LEGAL BOUNDARY DETERMINATIONS

LARKDALE ELEMENTARY SCHOOL

3250 NW 12 PLACE
FORT LAUDERDALE, FLORIDA 33311
754-322-6600



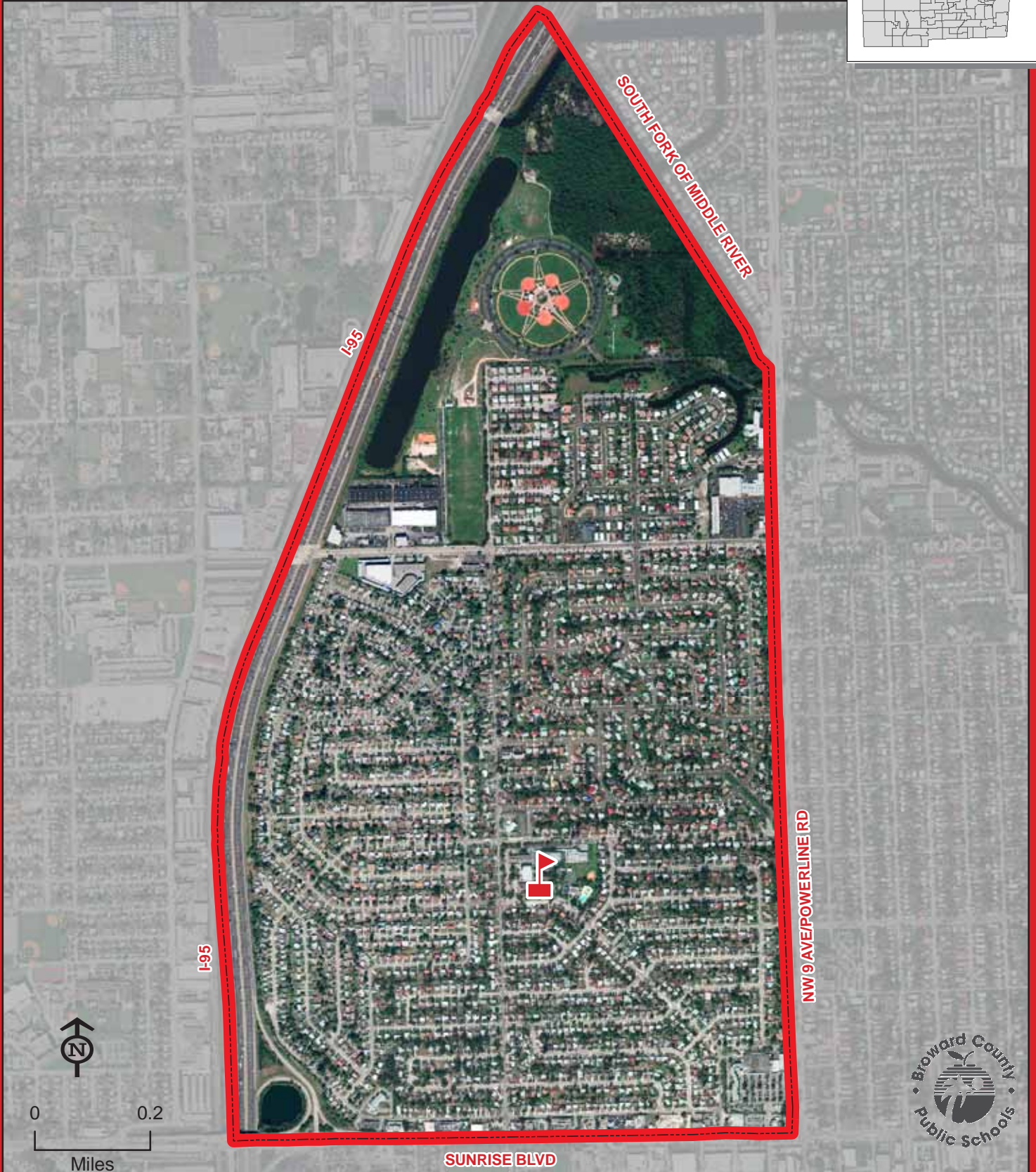
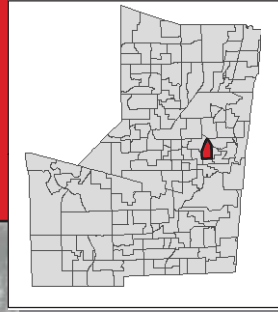
LARKDALE



THIS MAP IS FOR CONCEPTUAL PURPOSES ONLY AND SHOULD NOT BE USED FOR LEGAL BOUNDARY DETERMINATIONS

LAUDERDALE MANORS ELEMENTARY SCHOOL

1400 NW 14 COURT
FORT LAUDERDALE, FLORIDA 33311
754-322-6650

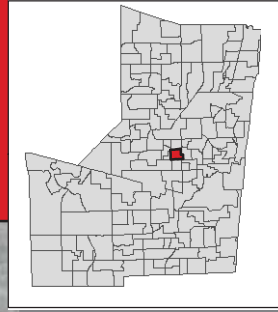


THIS MAP IS FOR CONCEPTUAL PURPOSES ONLY AND SHOULD NOT BE USED FOR LEGAL BOUNDARY DETERMINATIONS

School Boundaries Department • www.browardschools.com • 754.321.2480

LAUDERHILL PAUL TURNER ELEMENTARY SCHOOL

1500 NW 49 AVENUE
LAUDERHILL, FLORIDA 33313
754-322-6700



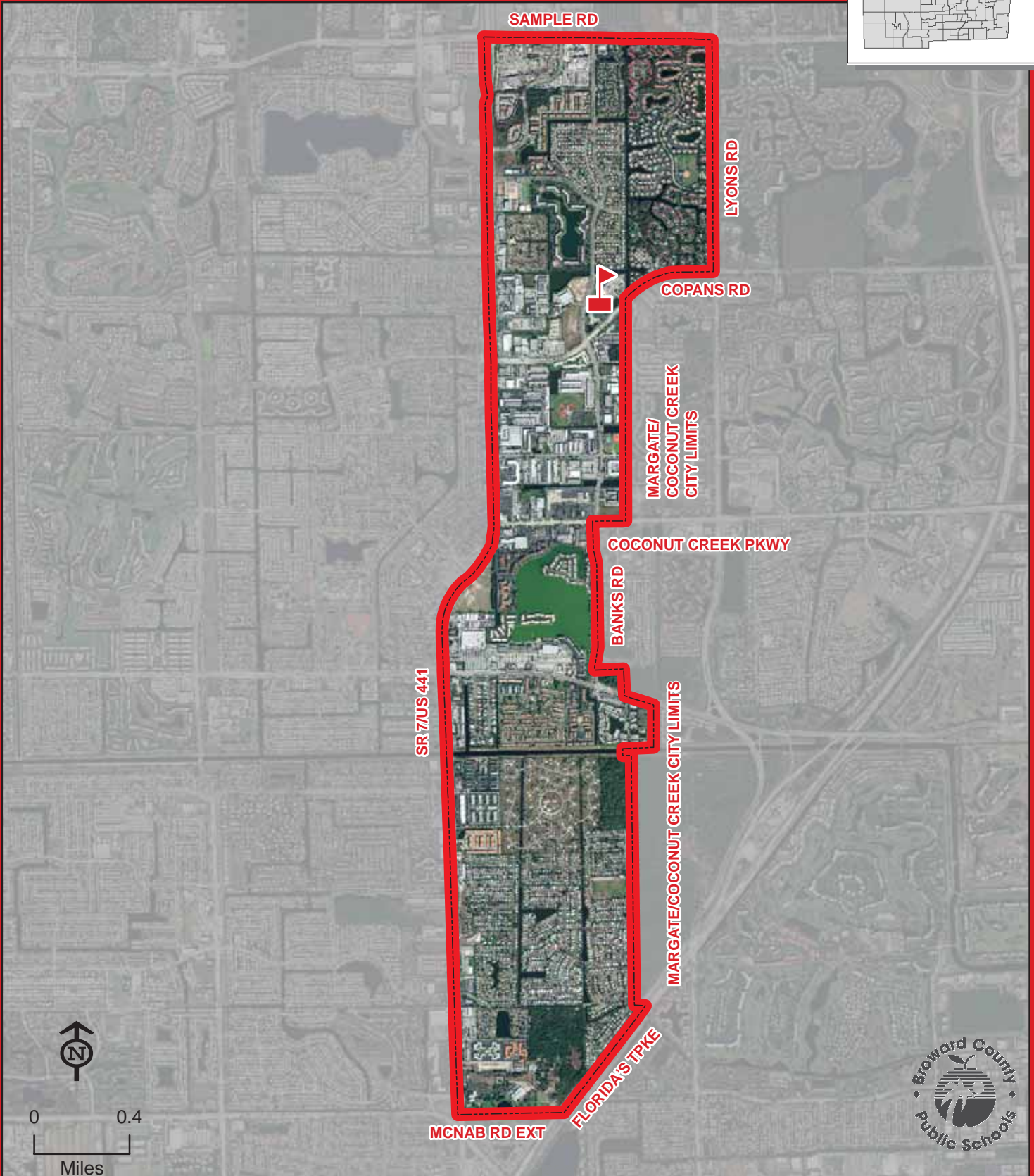
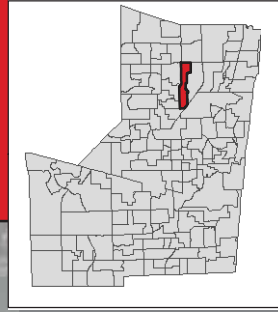
LAUDERHILL PAUL TURNER

THIS MAP IS FOR CONCEPTUAL PURPOSES ONLY AND SHOULD NOT BE USED FOR LEGAL BOUNDARY DETERMINATIONS

School Boundaries Department • www.browardschools.com • 754.321.2480

LIBERTY ELEMENTARY SCHOOL

2450 BANKS ROAD
MARGATE, FLORIDA 33063
754-322-6750



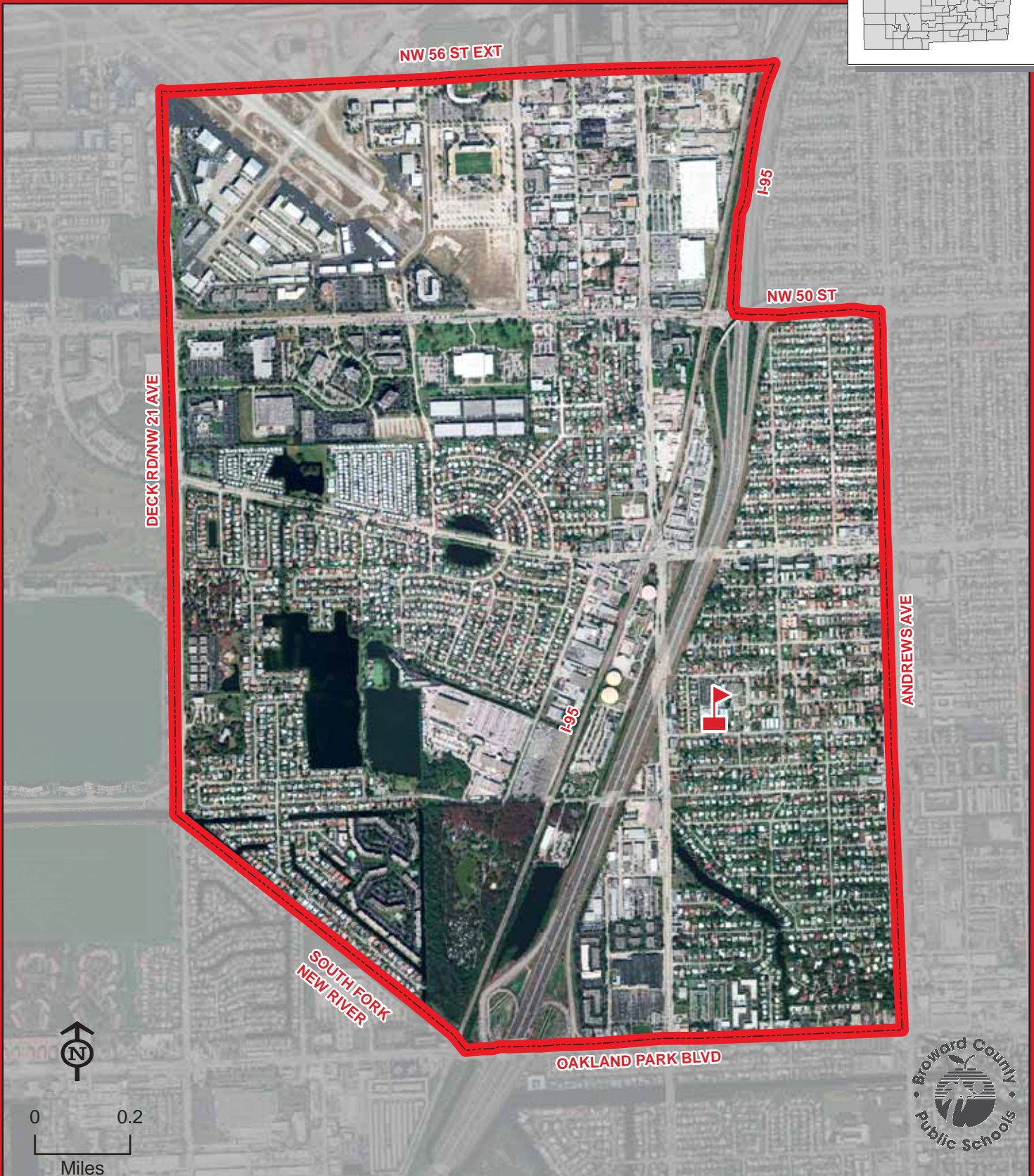
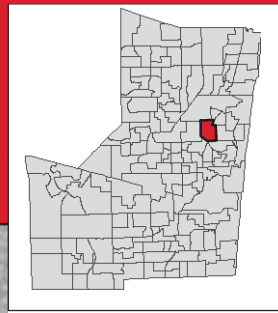
LIBERTY



THIS MAP IS FOR CONCEPTUAL PURPOSES ONLY AND SHOULD NOT BE USED FOR LEGAL BOUNDARY DETERMINATIONS

LLOYD ESTATES ELEMENTARY SCHOOL

750 NW 41 STREET
OAKLAND PARK, FLORIDA 33309
754-322-6800



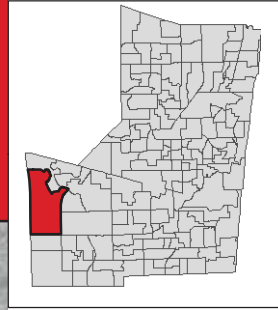
THIS MAP IS FOR CONCEPTUAL PURPOSES ONLY AND SHOULD NOT BE USED FOR LEGAL BOUNDARY DETERMINATIONS

School Boundaries Department • www.browardschools.com • 754.321.2480

LLOYD ESTATES

MANATEE BAY ELEMENTARY SCHOOL

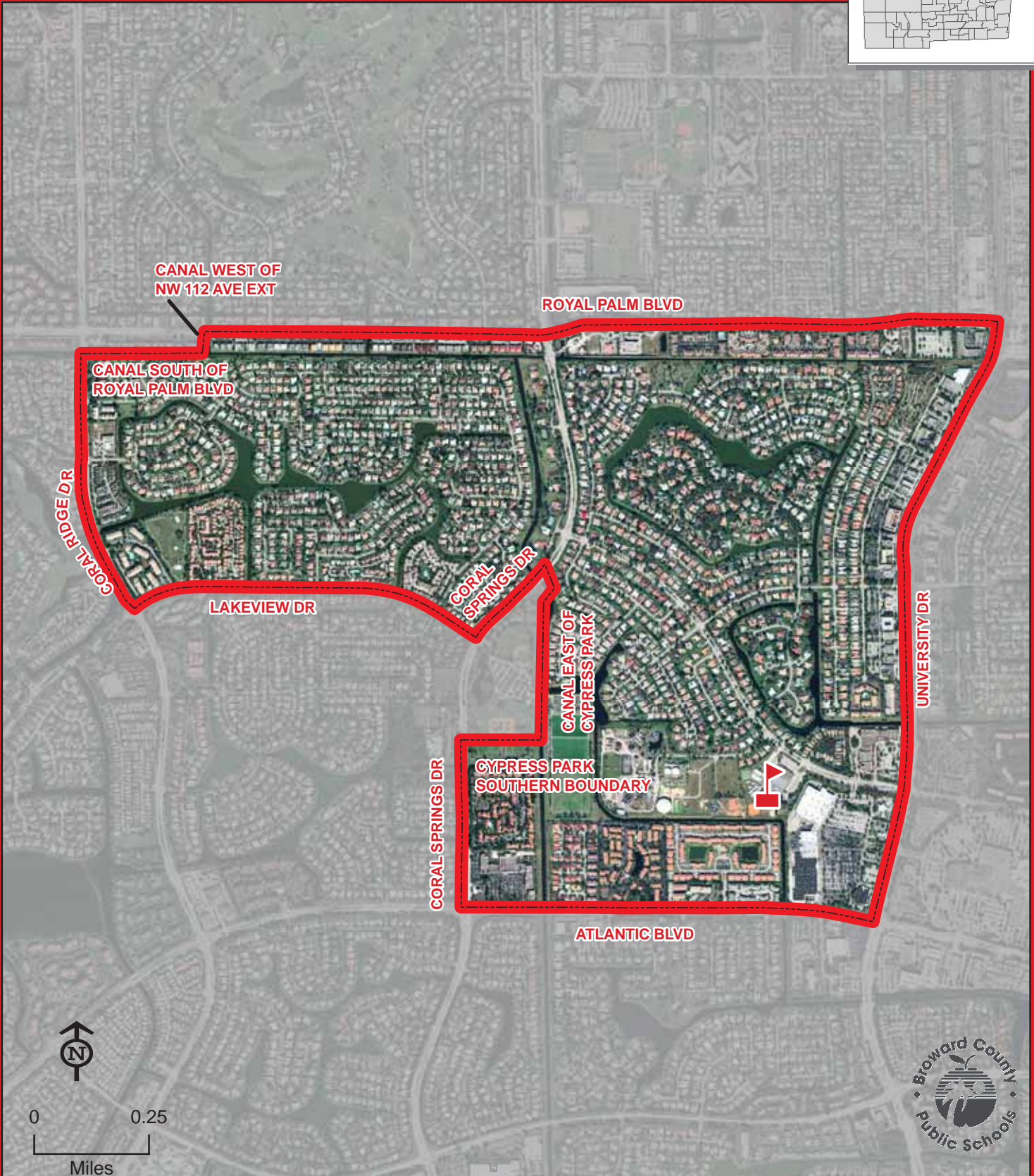
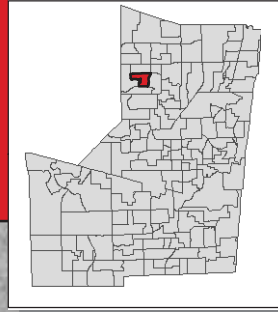
19200 SW 36 STREET
WESTON, FLORIDA 33332
754-323-6450



THIS MAP IS FOR CONCEPTUAL PURPOSES ONLY AND SHOULD NOT BE USED FOR LEGAL BOUNDARY DETERMINATIONS

MAPLEWOOD ELEMENTARY SCHOOL

9850 RAMBLEWOOD DRIVE
CORAL SPRINGS, FLORIDA 33071
754-322-6850



MAPLEWOOD

THIS MAP IS FOR CONCEPTUAL PURPOSES ONLY AND SHOULD NOT BE USED FOR LEGAL BOUNDARY DETERMINATIONS

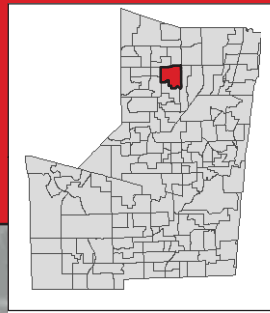
School Boundaries Department • www.browardschools.com • 754.321.2480

MARGATE ELEMENTARY SCHOOL

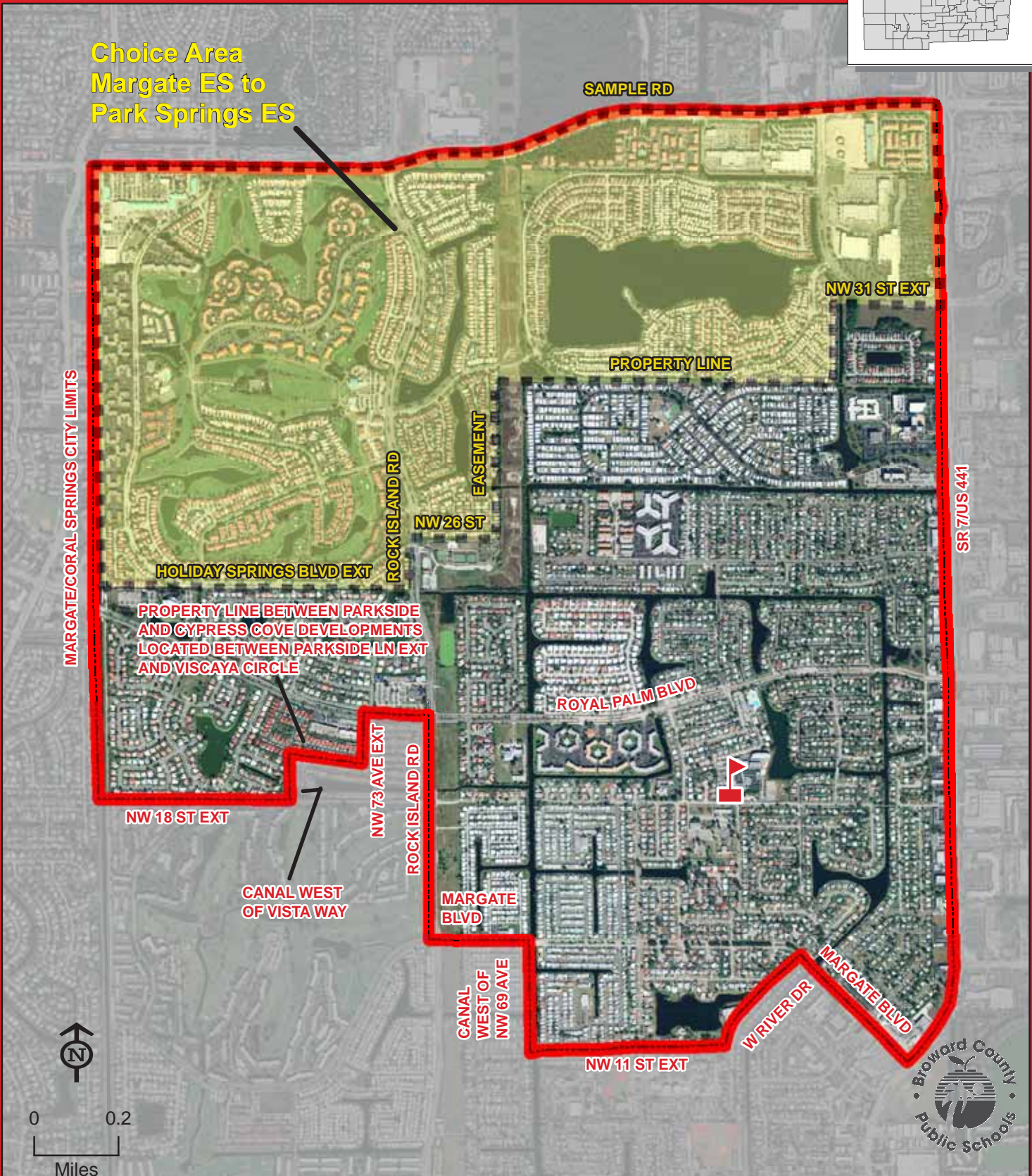
6300 NW 18 STREET
MARGATE, FLORIDA 33063
754-322-6900

Choice Area

(Information on reverse side)



Choice Area
Margate ES to
Park Springs ES



MARGATE

THIS MAP IS FOR CONCEPTUAL PURPOSES ONLY AND SHOULD NOT BE USED FOR LEGAL BOUNDARY DETERMINATIONS

School Boundaries Department • www.browardschools.com • 754.321.2480

MARGATE ELEMENTARY SCHOOL

Choice Area Description

MARGATE ELEMENTARY TO PARK SPRINGS ELEMENTARY:

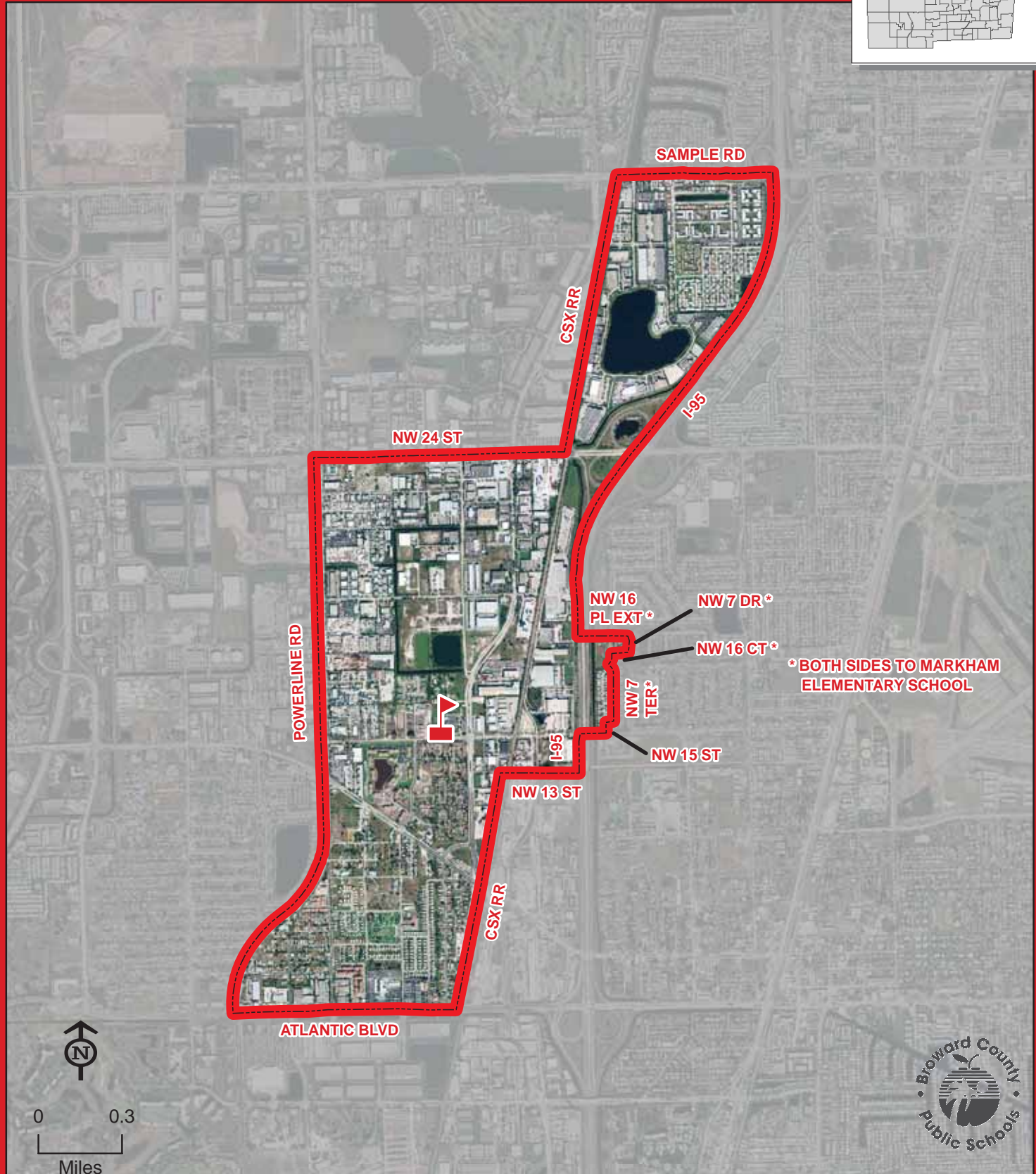
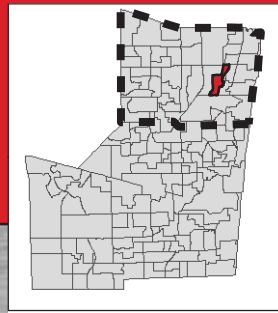
Kindergarten through fifth grade students residing within the area boundared by the Margate/Coral Springs city limits and Sample Road, east along Sample Road to State Road 7/US 441, south along State Road 7/US 441to NW 31 Street Extended, west along NW 31 Street Extended to canal east of Sunset Lane, south along canal east of Sunset Lane to property line between Coral Bay and the Colonies of Margate MHP, west along property line to easement between NW 68 Terrace and NW 68 Avenue, south along easement to NW 26 Street Extended to include homes on south side of NW 26 Street Extended, west along NW 26 Street Extended to Rock Island Road, south along Rock Island Road to Holiday Springs Boulevard Extended, west along Holiday Springs Boulevard Extended to the Margate/Coral Springs city limits, north along Margate/Coral Springs city limits to Sample Road are assigned to Margate Elementary School with a choice to use 100 reserved choice seats at Park Springs Elementary School. Transportation will not be provided.

Students interested in attending the Choice School must apply for a reassignment between May 1 and June 15. The reassignment application is available online at www.browardschools.com, or through the Innovative Programs office at (754) 321-2380.


MARKHAM, C. ROBERT ELEMENTARY SCHOOL

1501 NW 15 AVENUE
POMPANO BEACH, FLORIDA 33069
754-322-6950

Magnet School
(Information on reverse side)



MARKHAM, C. ROBERT



THIS MAP IS FOR CONCEPTUAL PURPOSES ONLY AND SHOULD NOT BE USED FOR LEGAL BOUNDARY DETERMINATIONS

School Boundaries Department • www.browardschools.com • 754.321.2480

MARKHAM, C. ROBERT ELEMENTARY SCHOOL

Magnet Program

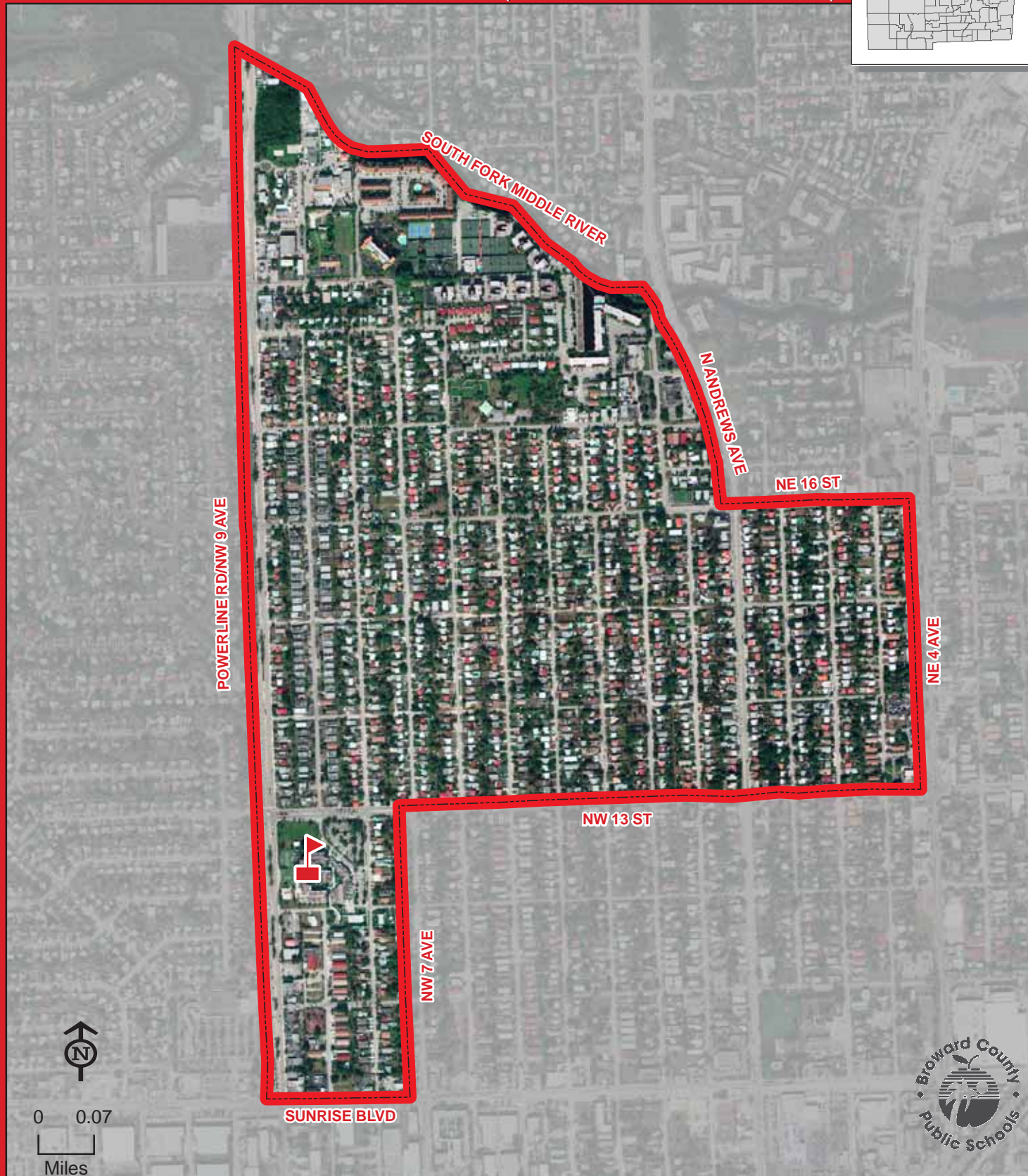
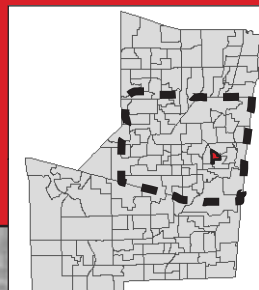
TECHNOLOGY WITH GLOBAL COMMUNICATIONS:

Students residing within the C. Robert Markham Elementary attendance area automatically attend this school. Students residing north of Commercial Boulevard that meet the eligibility requirements may apply for admission to the Technology with Global Communications Program and receive transportation in accordance with Transportation Policy. Students will be admitted in accordance with the provisions of School Board Policy 5004.1. Application and deadline information is available online at www.browardschoolsmagnetprograms.com or through the Innovative Programs office at (754) 321-2380.


MARSHALL, THURGOOD ELEMENTARY SCHOOL

800 NW 13 STREET
FORT LAUDERDALE, FLORIDA 33311
754-322-7000

Magnet School
(Information on reverse side)



MARSHALL, THURGOOD



THIS MAP IS FOR CONCEPTUAL PURPOSES ONLY AND SHOULD NOT BE USED FOR LEGAL BOUNDARY DETERMINATIONS

MARSHALL, THURGOOD ELEMENTARY SCHOOL

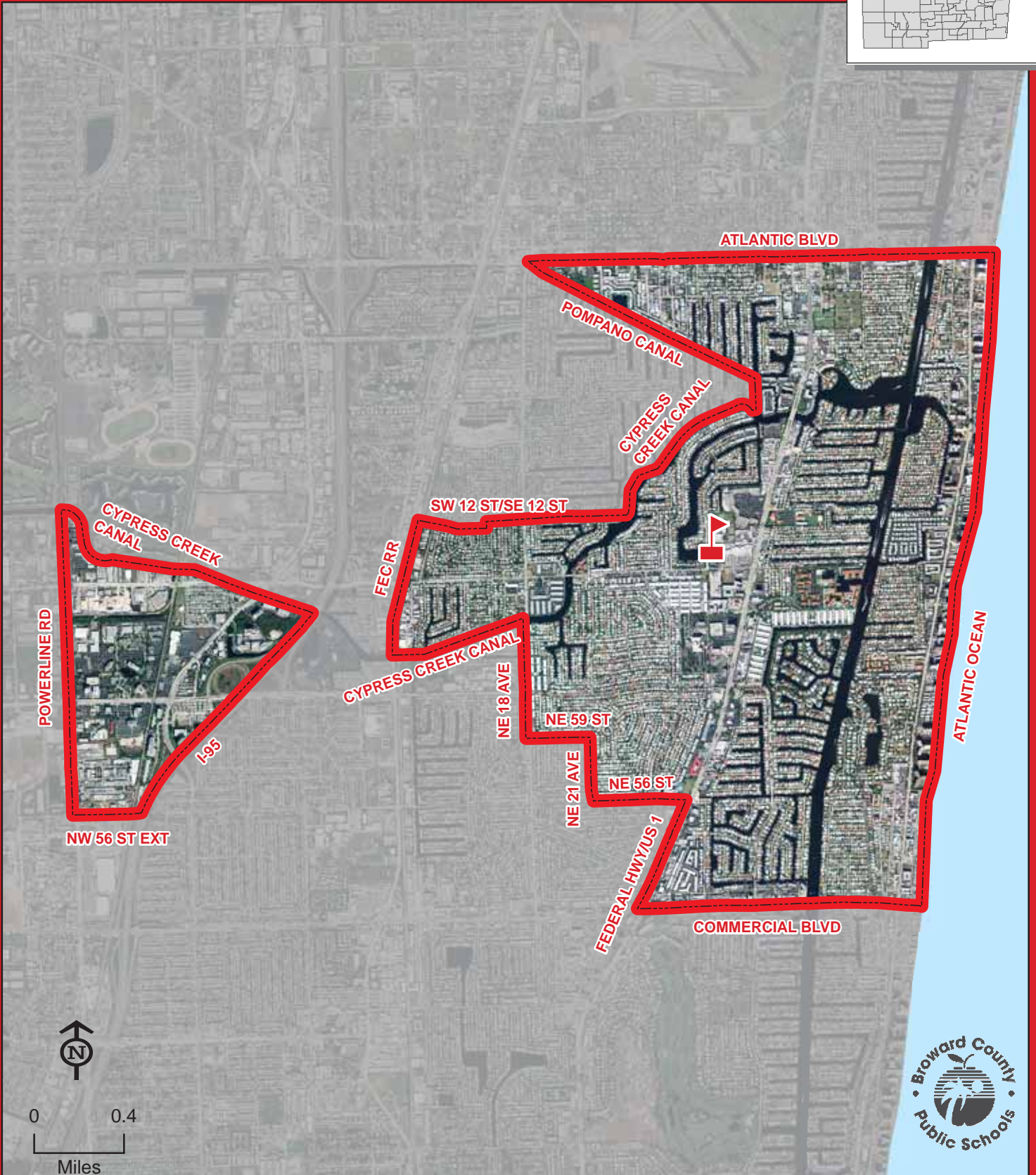
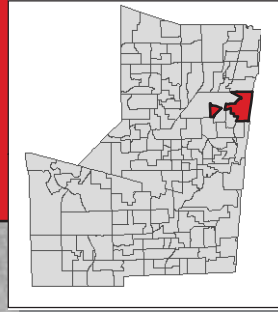
Magnet Program

COMMUNICATIONS WITH PUBLIC AND GOVERNMENTAL AFFAIRS:


Students residing within the Thurgood Marshall Elementary attendance area automatically attend this school. Students residing south of Atlantic Boulevard, east of Hiatus Road, and north of Interstate 595 that meet the eligibility requirements may apply for admission to the Communications with Public and Governmental Affairs Program and receive transportation in accordance with Transportation Policy. Students will be admitted in accordance with the provisions of School Board Policy 5004.1. Application and deadline information is available online at www.browardschoolsmagnetprograms.com or through the Innovative Programs office at (754) 321-2380.

McNAB ELEMENTARY SCHOOL

1350 SE 9 AVENUE
POMPANO BEACH, FLORIDA 33060
754-322-7050



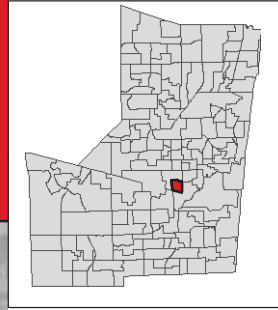
McNAB



THIS MAP IS FOR CONCEPTUAL PURPOSES ONLY AND SHOULD NOT BE USED FOR LEGAL BOUNDARY DETERMINATIONS

MEADOWBROOK ELEMENTARY SCHOOL

2300 SW 46 AVENUE
FORT LAUDERDALE, FLORIDA 33317
754-323-6500

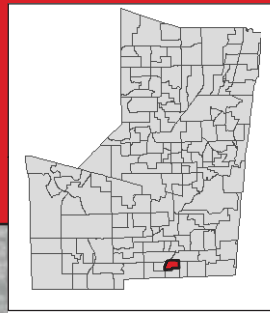


THIS MAP IS FOR CONCEPTUAL PURPOSES ONLY AND SHOULD NOT BE USED FOR LEGAL BOUNDARY DETERMINATIONS

School Boundaries Department • www.browardschools.com • 754.321.2480

MIRAMAR ELEMENTARY SCHOOL

6831 SW 26 STREET
MIRAMAR, FLORIDA 33023
754-323-6550

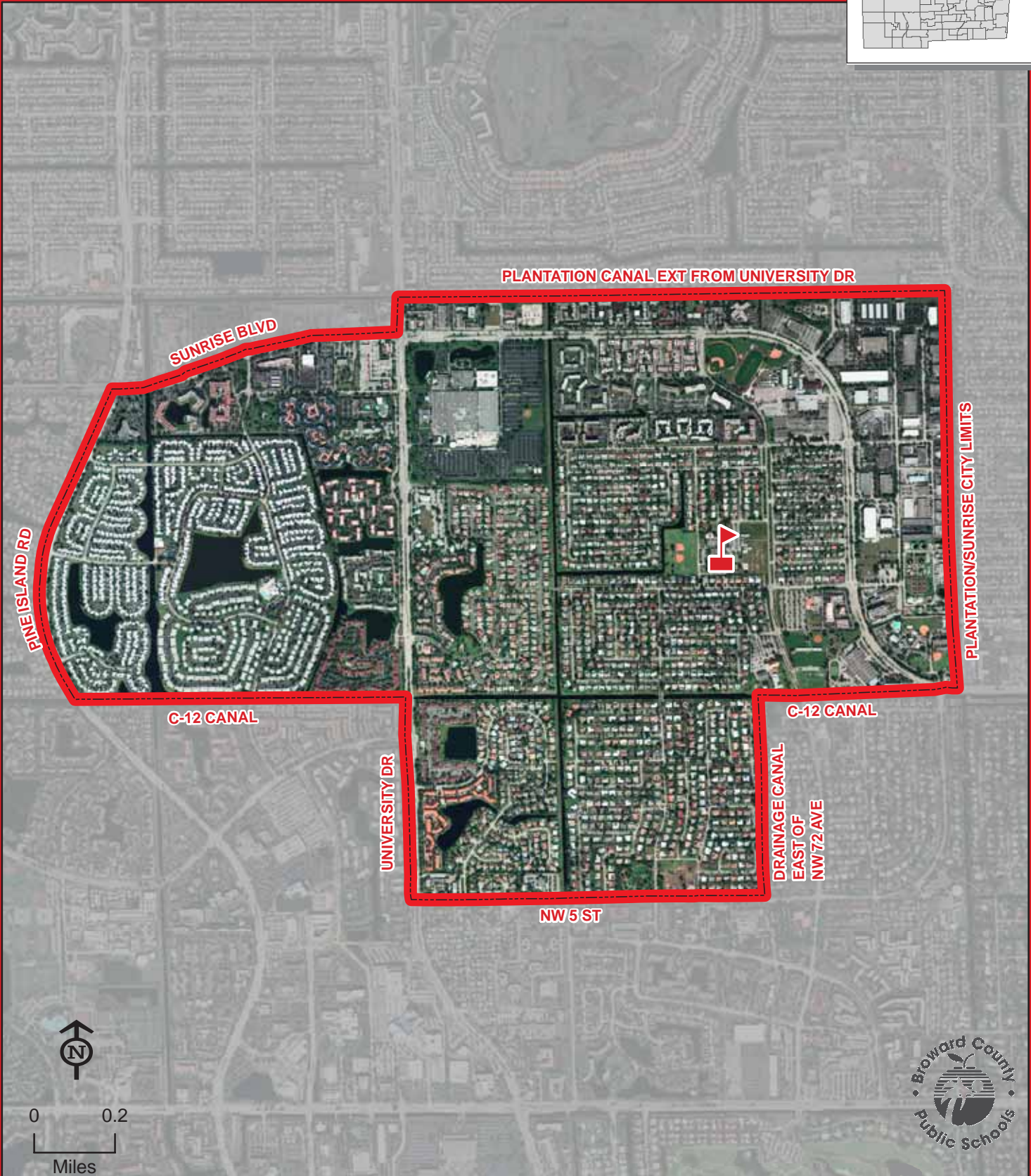
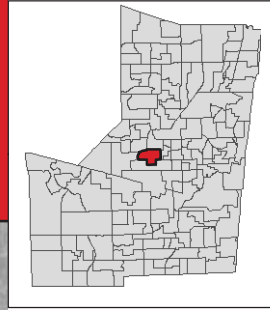


THIS MAP IS FOR CONCEPTUAL PURPOSES ONLY AND SHOULD NOT BE USED FOR LEGAL BOUNDARY DETERMINATIONS

School Boundaries Department • www.browardschools.com • 754.321.2480

MIRROR LAKE ELEMENTARY SCHOOL

1200 NW 72 AVENUE
PLANTATION, FLORIDA 33313
754-322-7100



MIRROR LAKE



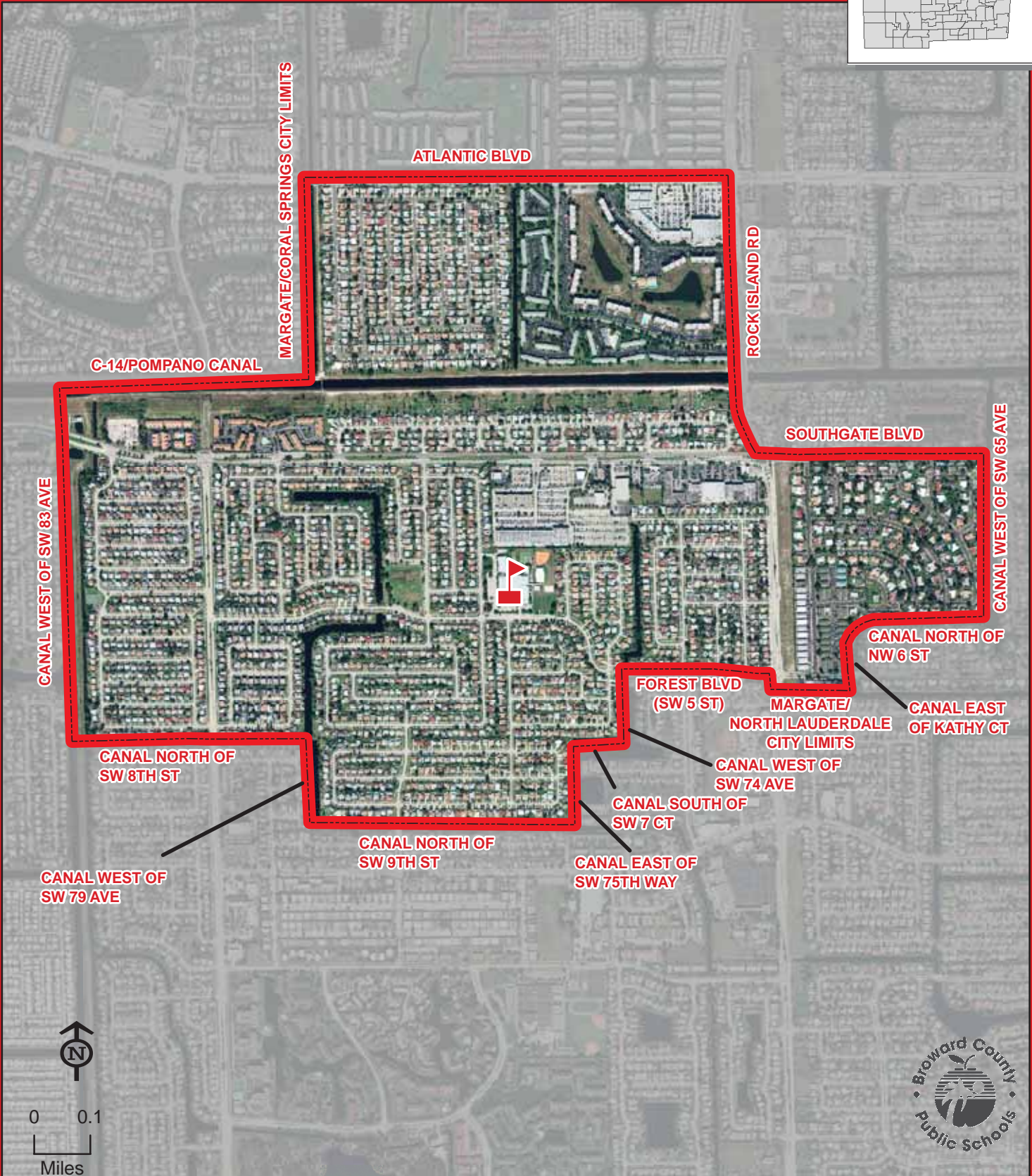
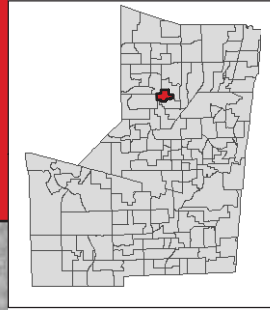
0 0.2
Miles



THIS MAP IS FOR CONCEPTUAL PURPOSES ONLY AND SHOULD NOT BE USED FOR LEGAL BOUNDARY DETERMINATIONS

MORROW ELEMENTARY SCHOOL

408 SW 76 TERRACE
NORTH LAUDERDALE, FLORIDA 33068
754-322-7150

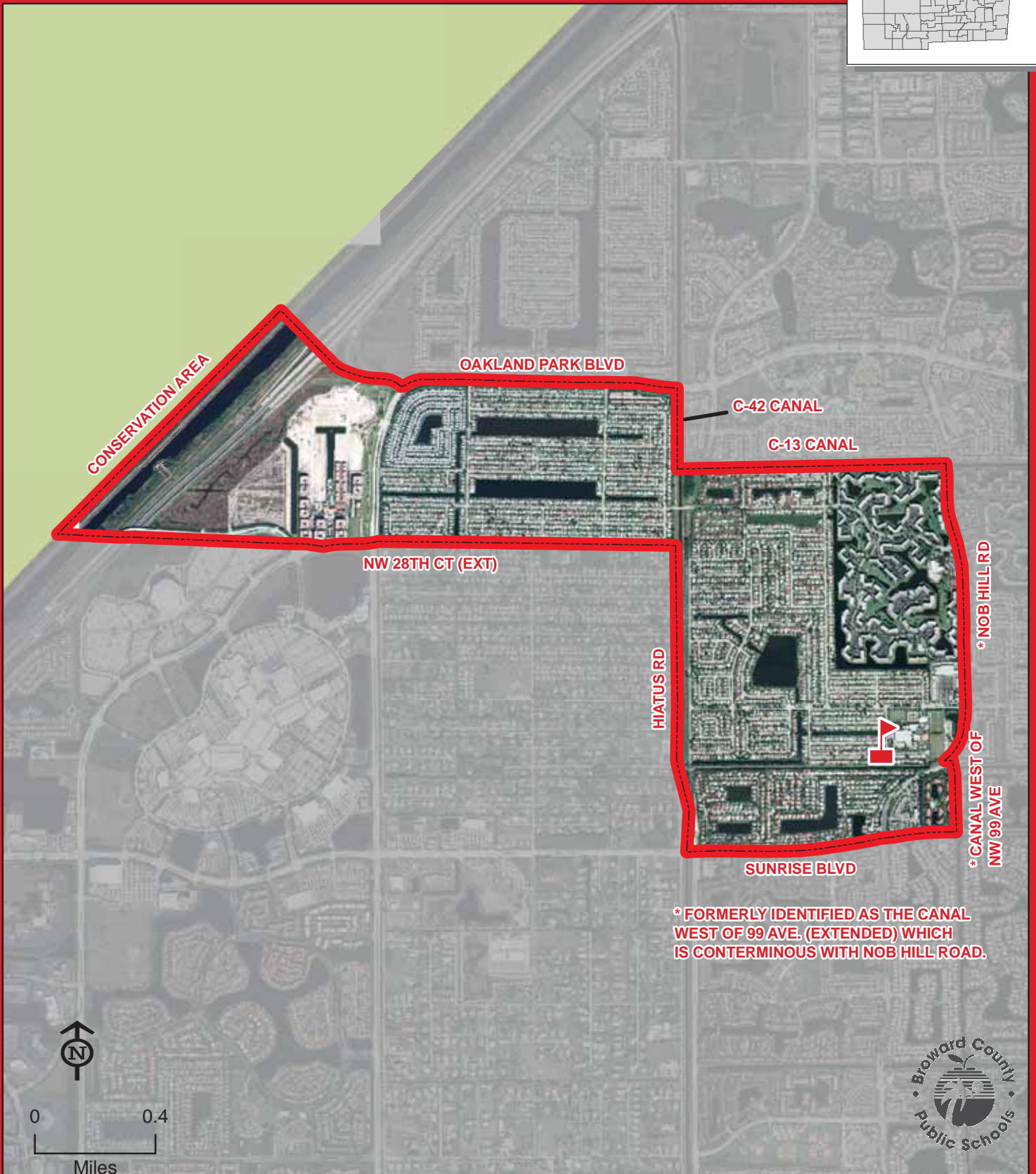
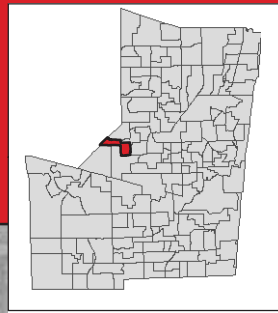


MORROW

THIS MAP IS FOR CONCEPTUAL PURPOSES ONLY AND SHOULD NOT BE USED FOR LEGAL BOUNDARY DETERMINATIONS

NOB HILL ELEMENTARY SCHOOL

2100 NW 104 AVENUE
SUNRISE, FLORIDA 33322
754-322-7200



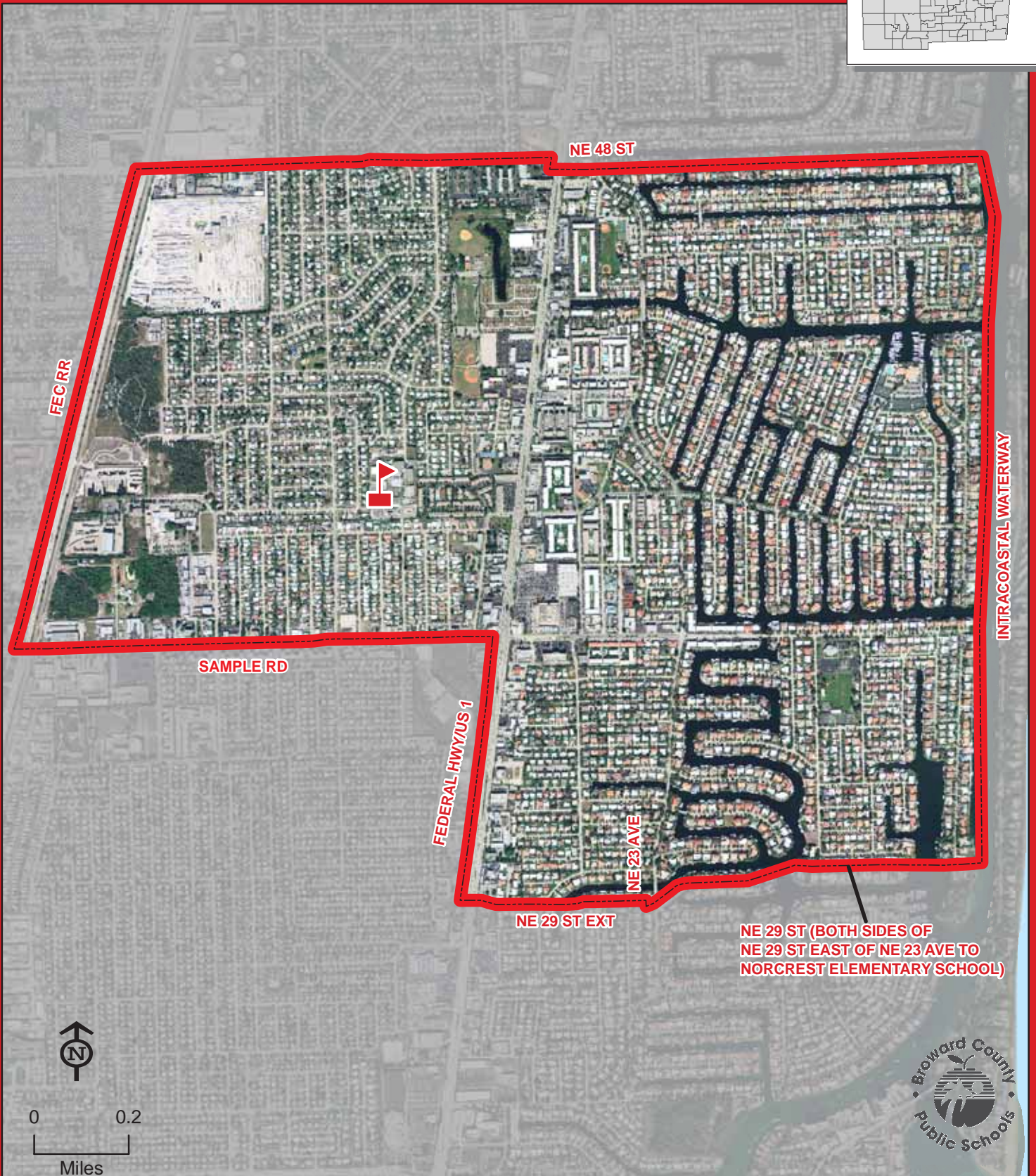
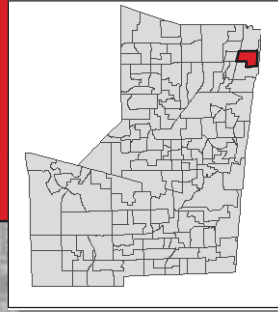
* FORMERLY IDENTIFIED AS THE CANAL
WEST OF 99 AVE. (EXTENDED) WHICH
IS CONTERMINOUS WITH NOB HILL ROAD.

NOB HILL

THIS MAP IS FOR CONCEPTUAL PURPOSES ONLY AND SHOULD NOT BE USED FOR LEGAL BOUNDARY DETERMINATIONS

NORCREST ELEMENTARY SCHOOL

3951 NE 16 AVENUE
POMPANO BEACH, FLORIDA 33064
754-322-7250



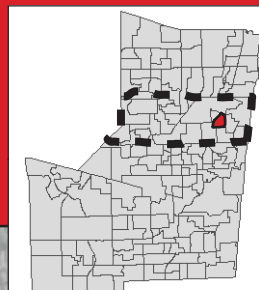
THIS MAP IS FOR CONCEPTUAL PURPOSES ONLY AND SHOULD NOT BE USED FOR LEGAL BOUNDARY DETERMINATIONS

NORTH ANDREWS GARDENS

ELEMENTARY SCHOOL

345 NE 56 STREET
FORT LAUDERDALE, FLORIDA 33334
754-322-7300

Magnet School
(Information on reverse side)



NORTH ANDREWS GARDENS

THIS MAP IS FOR CONCEPTUAL PURPOSES ONLY AND SHOULD NOT BE USED FOR LEGAL BOUNDARY DETERMINATIONS

School Boundaries Department • www.browardschools.com • 754.321.2480

NORTH ANDREWS GARDENS ELEMENTARY SCHOOL

Magnet Program

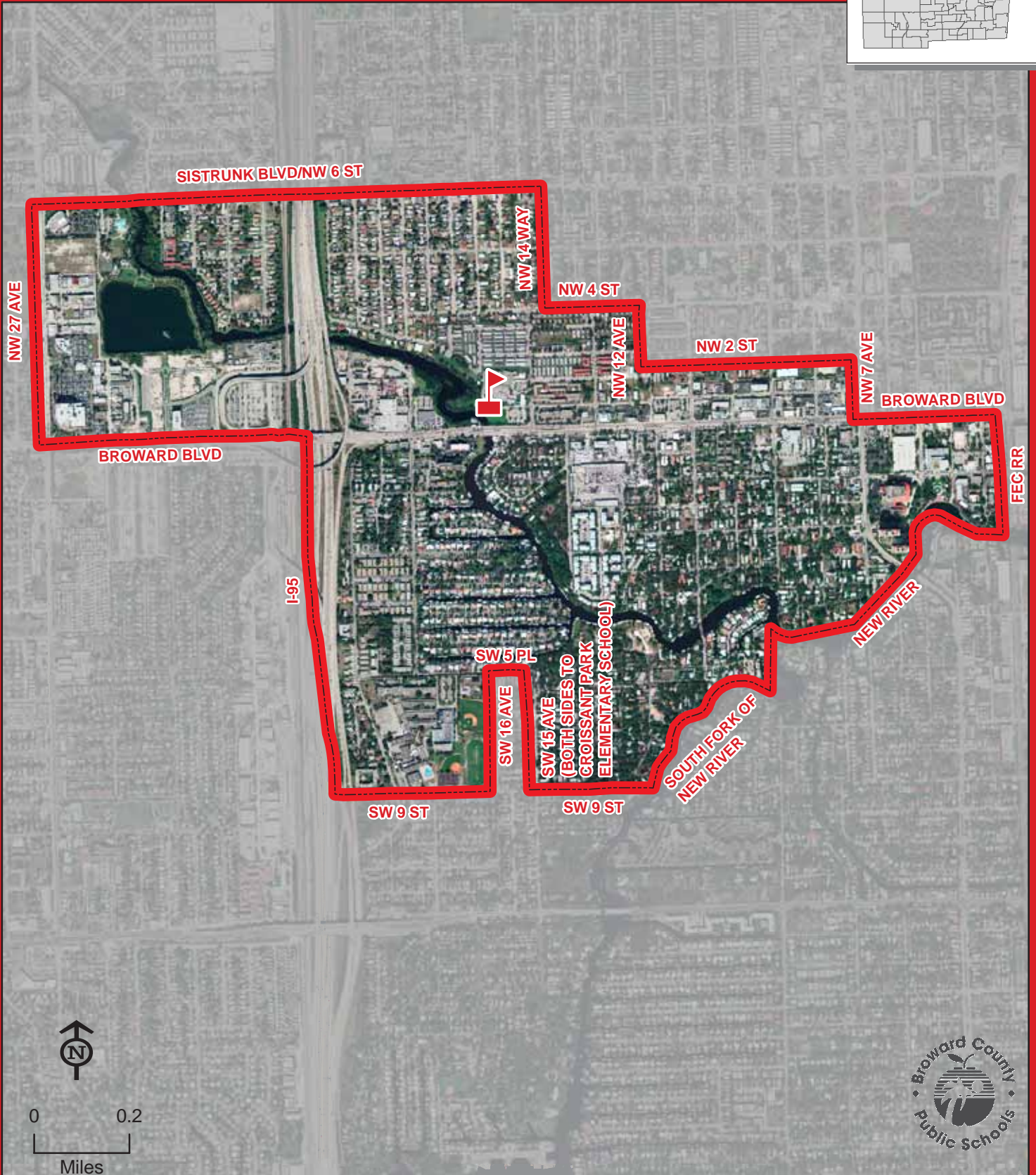
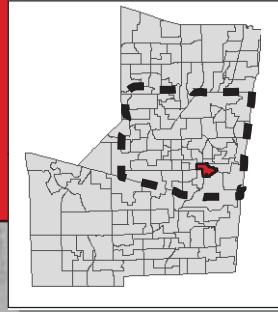
PERFORMING & VISUAL ARTS:

Students residing within the North Andrews Gardens Elementary attendance area automatically attend this school. Students residing south of Atlantic Boulevard and north of Oakland Park Boulevard that meet the eligibility requirements may apply for admission to the Performing & Visual Arts Program and receive transportation in accordance with Transportation Policy. Students will be admitted in accordance with the provisions of School Board Policy 5004.1. Application and deadline information is available online at www.browardschoolsmagnetprograms.com or through the Innovative Programs office at (754) 321-2380.

NORTH FORK ELEMENTARY SCHOOL

101 NW 15 AVENUE
FORT LAUDERDALE, FLORIDA 33311
754-322-7350

Magnet School
(Information on reverse side)



THIS MAP IS FOR CONCEPTUAL PURPOSES ONLY AND SHOULD NOT BE USED FOR LEGAL BOUNDARY DETERMINATIONS

School Boundaries Department • www.browardschools.com • 754.321.2480

NORTH FORK ELEMENTARY SCHOOL

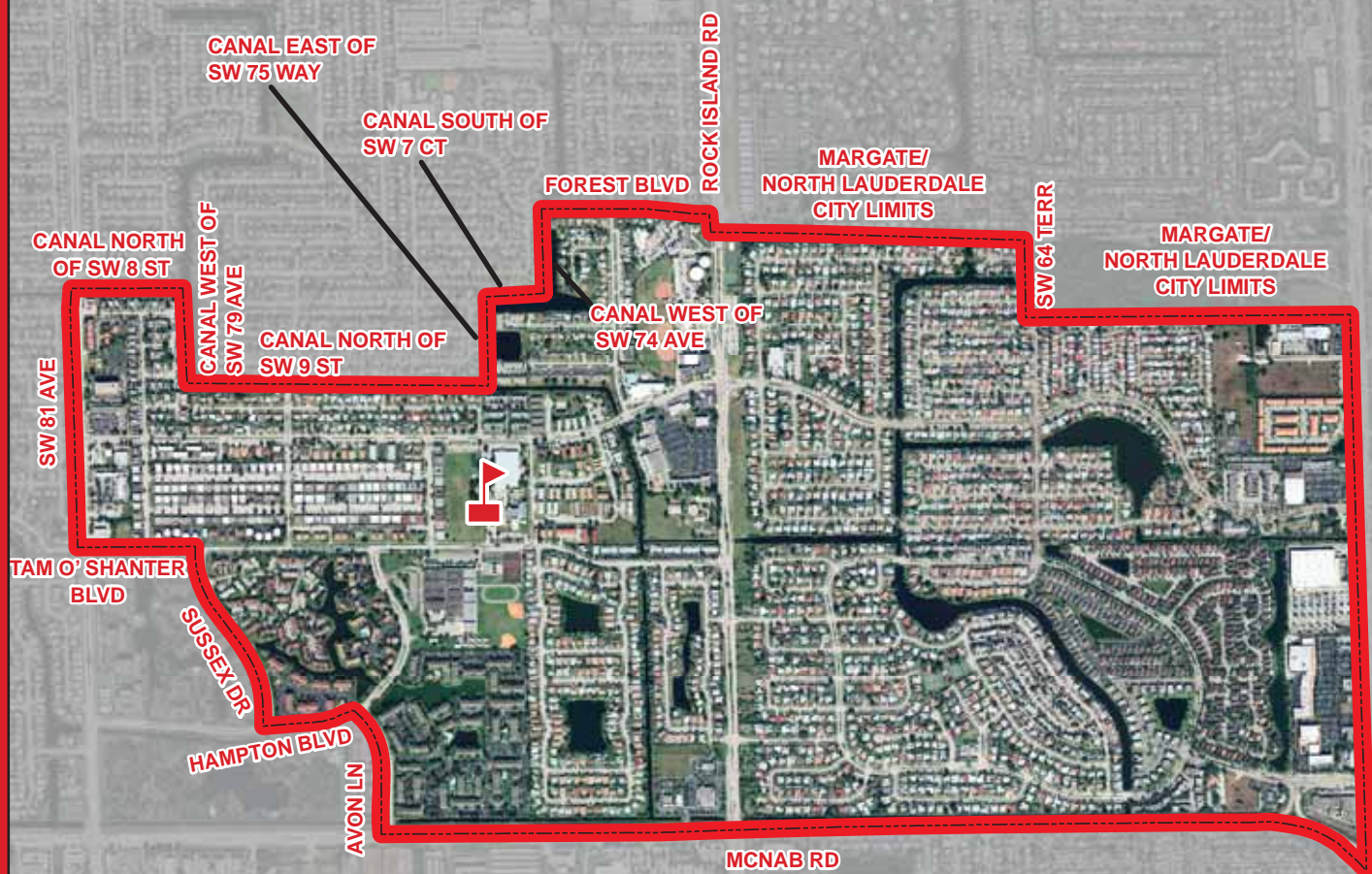
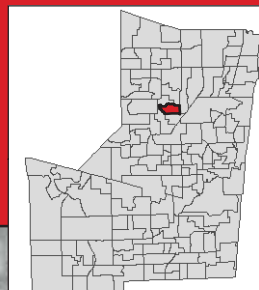
Magnet Program

MARINE ENVIRONMENTAL SCIENCE:


Students residing within the North Fork Elementary attendance area automatically attend this school. Students residing south of Atlantic Boulevard, east of Hiatus Road and north of Interstate 595 that meet the eligibility requirements may apply for admission to the Marine Environmental Science Program, however there is limited transportation. Transportation will be provided for students residing south of Atlantic Boulevard, east of Hiatus Road, north of Interstate 595 and west of the Atlantic Ocean. Students will be admitted in accordance with the provisions of School Board Policy 5004.1. Application and deadline information is available online at www.browardschoolsmagnetprograms.com or through the Innovative Programs office at (754) 321-2380.

NORTH LAUDERDALE ELEMENTARY SCHOOL

7500 KIMBERLY BOULEVARD
NORTH LAUDERDALE, FLORIDA 33068
754-322-7400



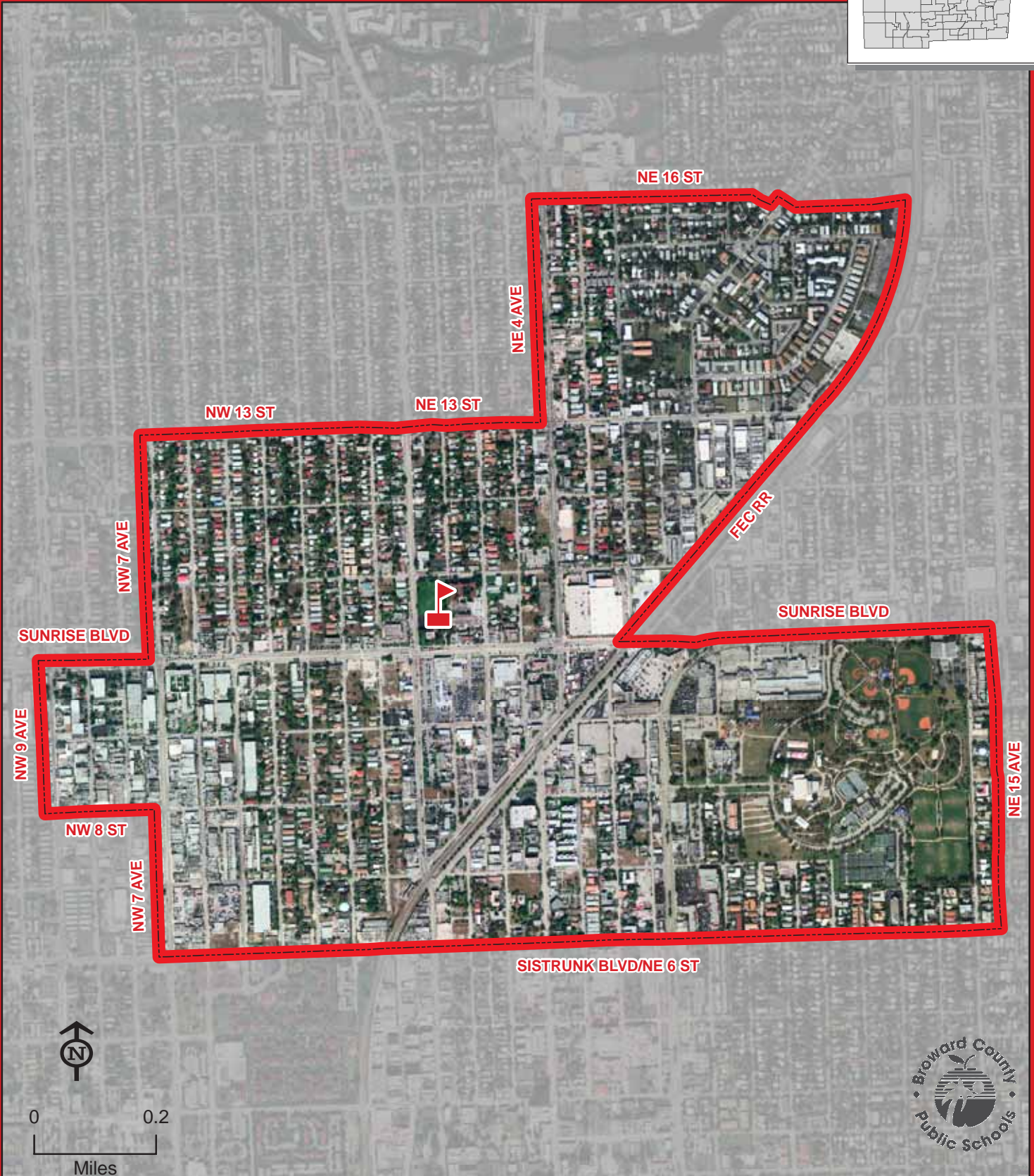
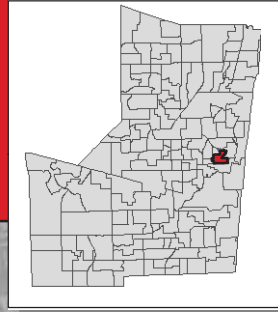
NORTH LAUDERDALE



THIS MAP IS FOR CONCEPTUAL PURPOSES ONLY AND SHOULD NOT BE USED FOR LEGAL BOUNDARY DETERMINATIONS

NORTH SIDE ELEMENTARY SCHOOL

120 NE 11 STREET
FORT LAUDERDALE, FLORIDA 33304
754-322-7450



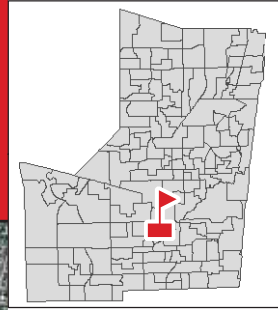
NORTH SIDE

THIS MAP IS FOR CONCEPTUAL PURPOSES ONLY AND SHOULD NOT BE USED FOR LEGAL BOUNDARY DETERMINATIONS

School Boundaries Department • www.browardschools.com • 754.321.2480

NOVA, DWIGHT D. EISENHOWER ELEMENTARY SCHOOL

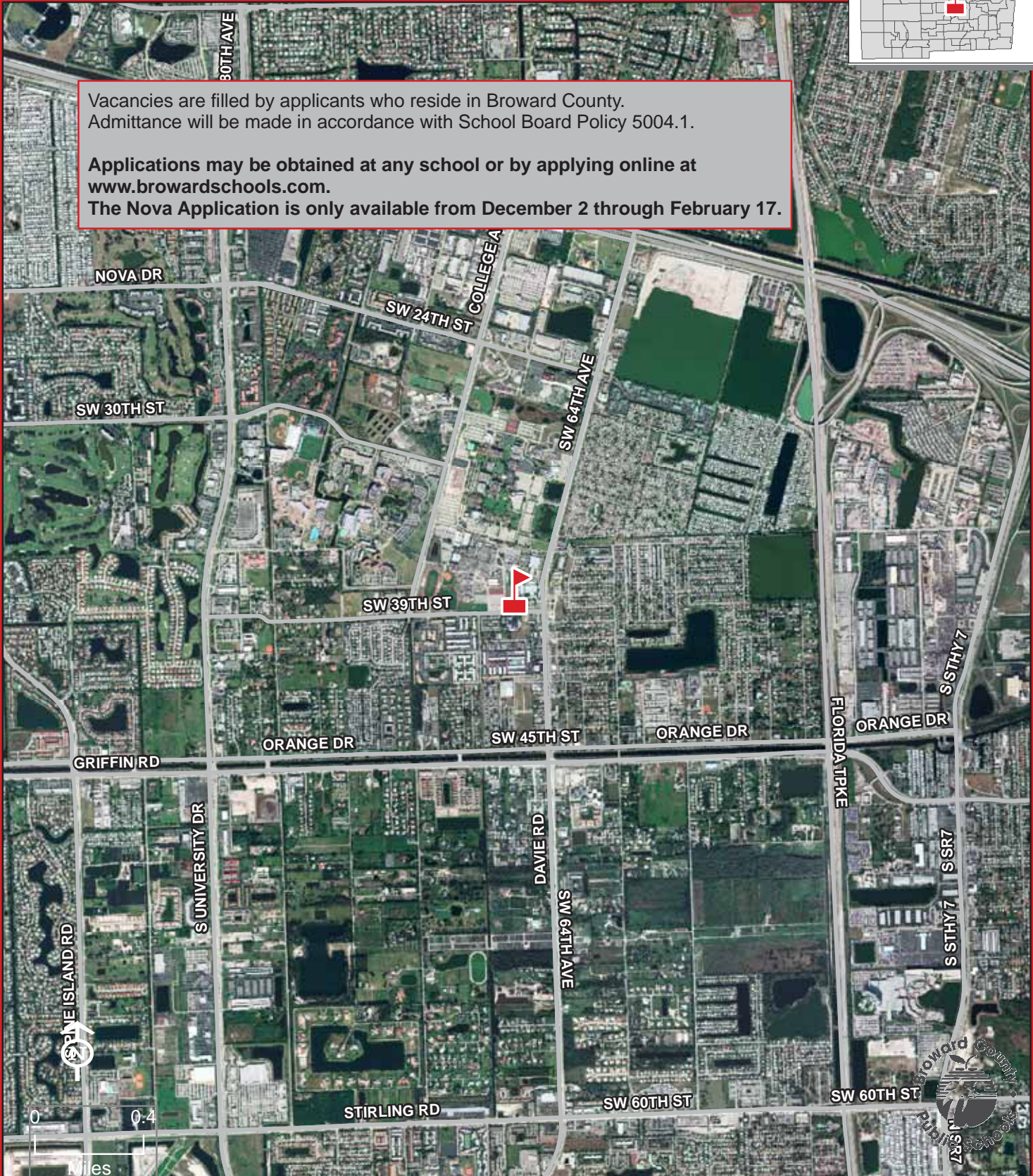
6501 SW 39 STREET
DAVIE, FLORIDA 33314
754-323-6650



Vacancies are filled by applicants who reside in Broward County.
Admittance will be made in accordance with School Board Policy 5004.1.

Applications may be obtained at any school or by applying online at
www.browardschools.com.

The Nova Application is only available from December 2 through February 17.



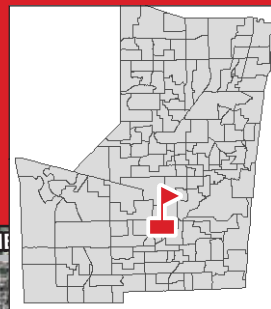
NOVA, EISENHOWER DWIGHT D.

THIS MAP IS FOR CONCEPTUAL PURPOSES ONLY AND SHOULD NOT BE USED FOR LEGAL BOUNDARY DETERMINATIONS

School Boundaries Department • www.browardschools.com • 754.321.2480

NOVA, BLANCHE FORMAN ELEMENTARY SCHOOL

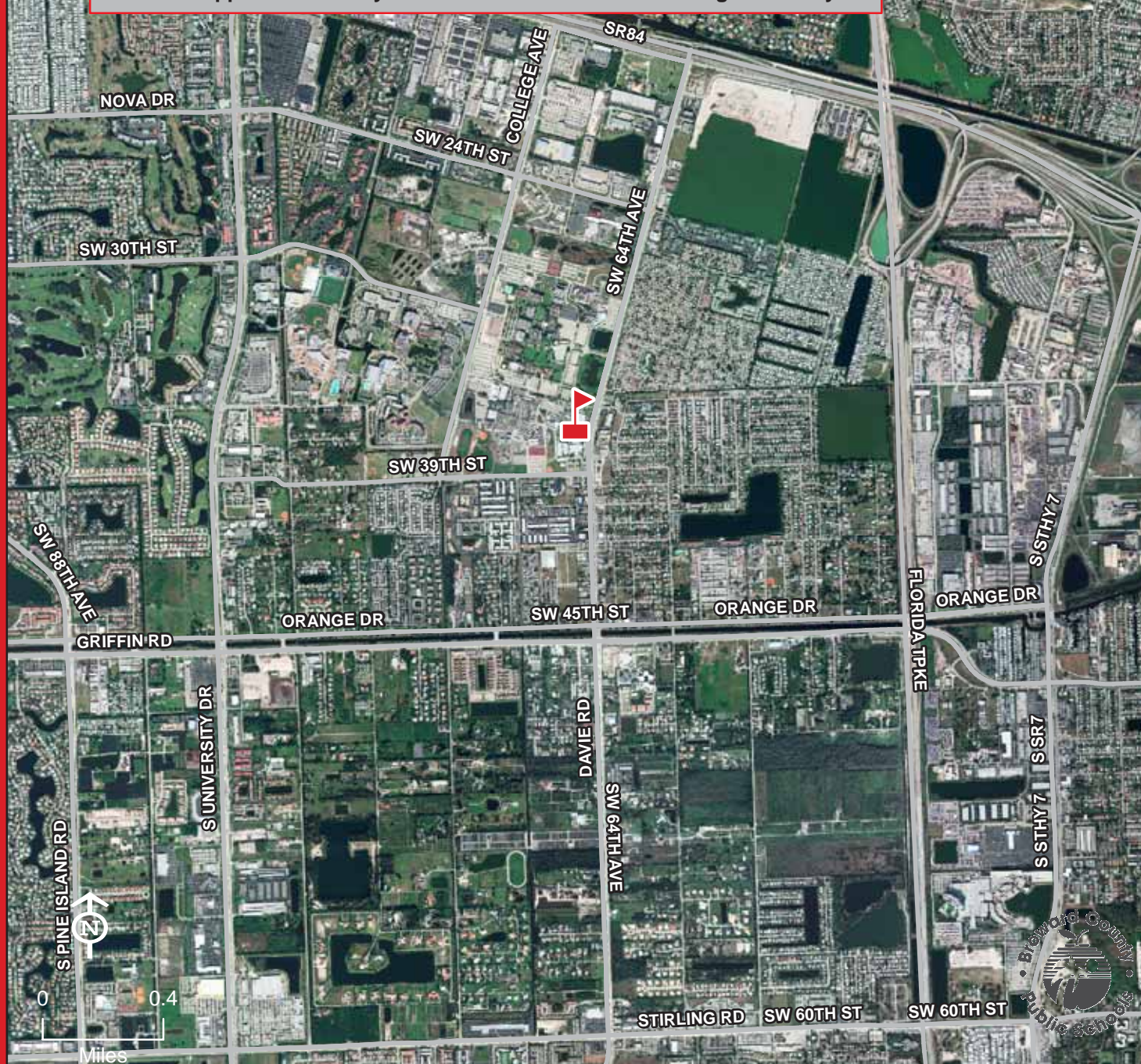
3521 SW DAVIE ROAD
DAVIE, FLORIDA 33314
754-323-6600



Vacancies are filled by applicants who reside in Broward County.
Admittance will be made in accordance with School Board Policy 5004.1.

Applications may be obtained at any school or by applying online at
www.browardschools.com.

The Nova Application is only available from December 2 through February 17.



NOVA, FORMAN BLANCHE

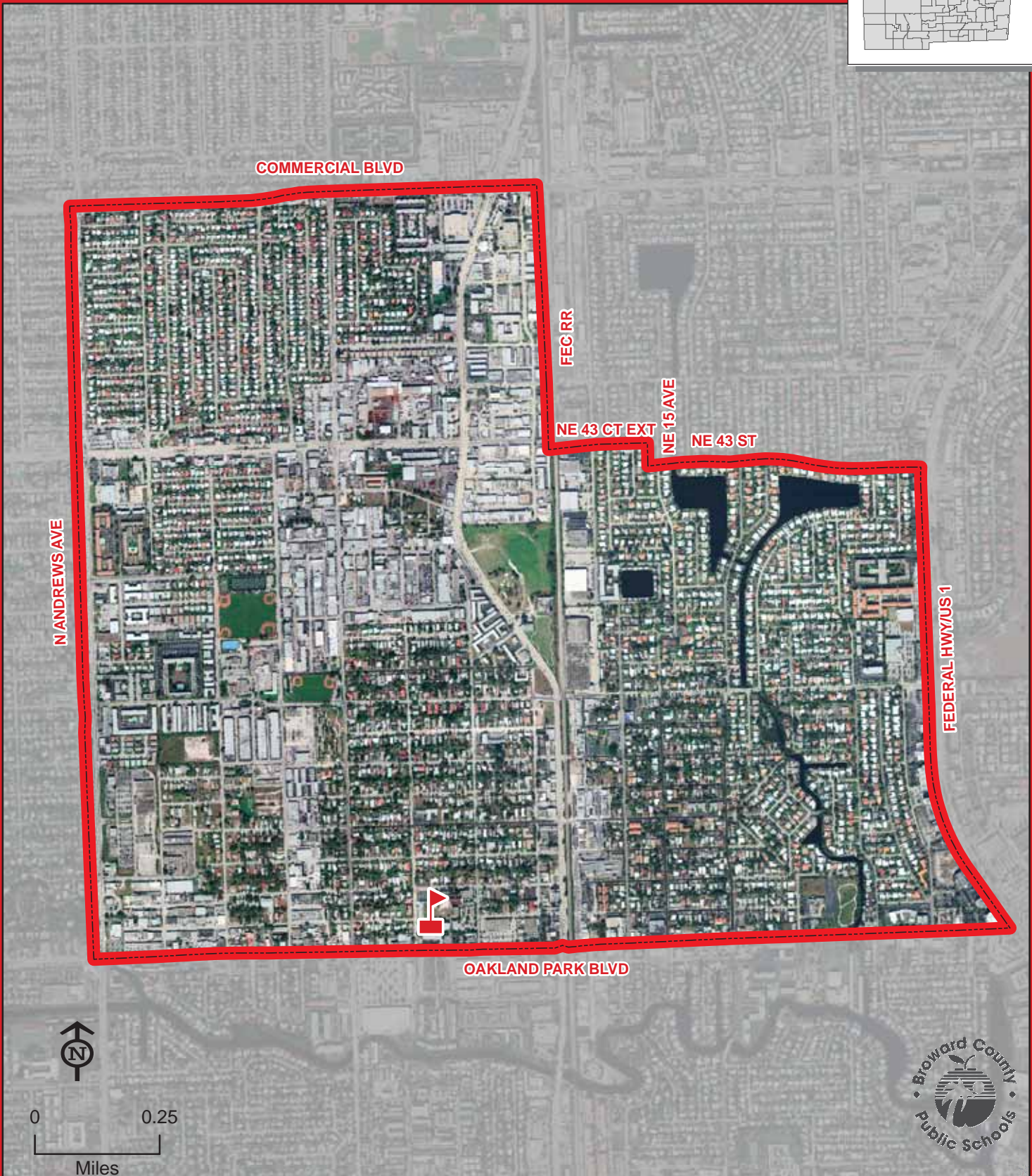
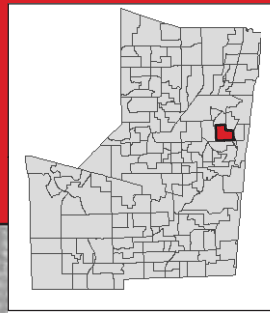


THIS MAP IS FOR CONCEPTUAL PURPOSES ONLY AND SHOULD NOT BE USED FOR LEGAL BOUNDARY DETERMINATIONS

School Boundaries Department • www.browardschools.com • 754.321.2480

OAKLAND PARK ELEMENTARY SCHOOL

936 NE 33 STREET
OAKLAND PARK, FLORIDA 33334
754-322-7500

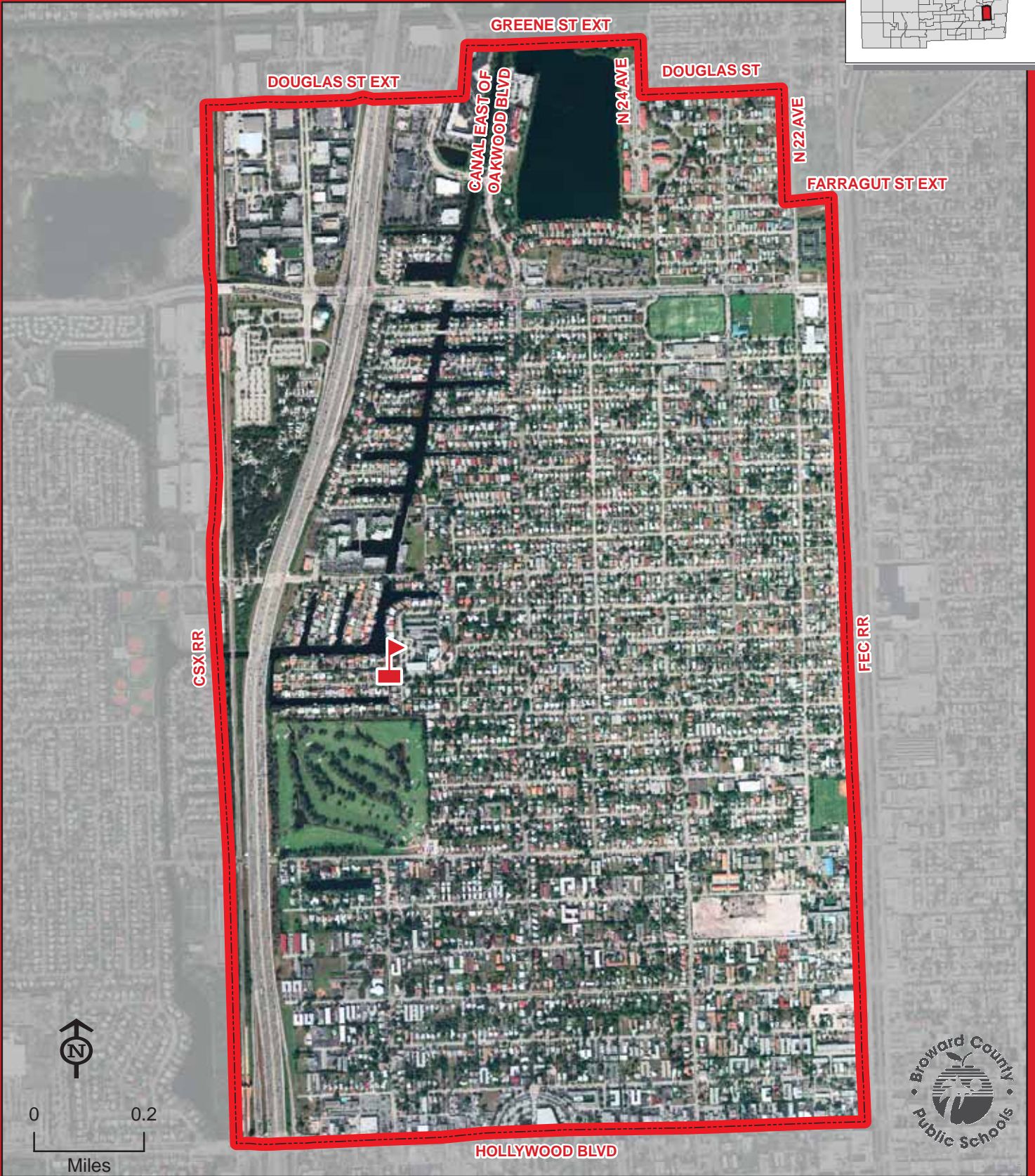
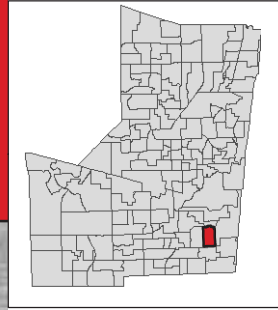


THIS MAP IS FOR CONCEPTUAL PURPOSES ONLY AND SHOULD NOT BE USED FOR LEGAL BOUNDARY DETERMINATIONS


School Boundaries Department • www.browardschools.com • 754.321.2480

OAKRIDGE ELEMENTARY SCHOOL

1507 N 28 AVENUE
HOLLYWOOD, FLORIDA 33020
754-323-6700



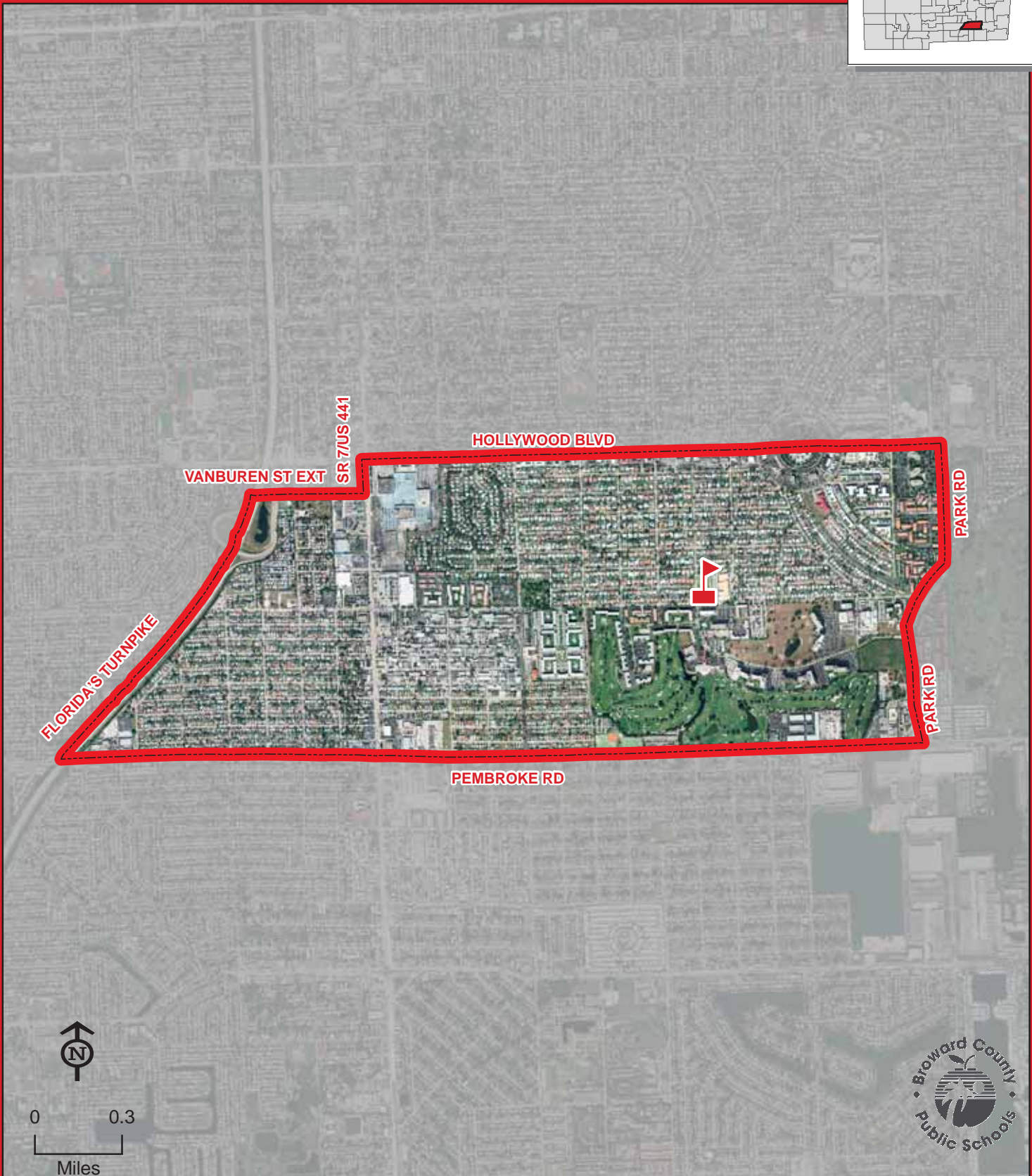
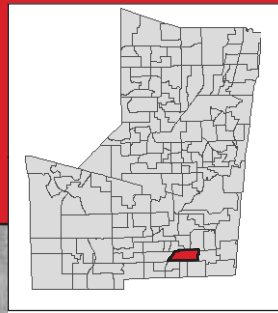
OAKRIDGE



THIS MAP IS FOR CONCEPTUAL PURPOSES ONLY AND SHOULD NOT BE USED FOR LEGAL BOUNDARY DETERMINATIONS

ORANGE BROOK ELEMENTARY SCHOOL

715 S 46 AVENUE
HOLLYWOOD, FLORIDA 33021
754-323-6750



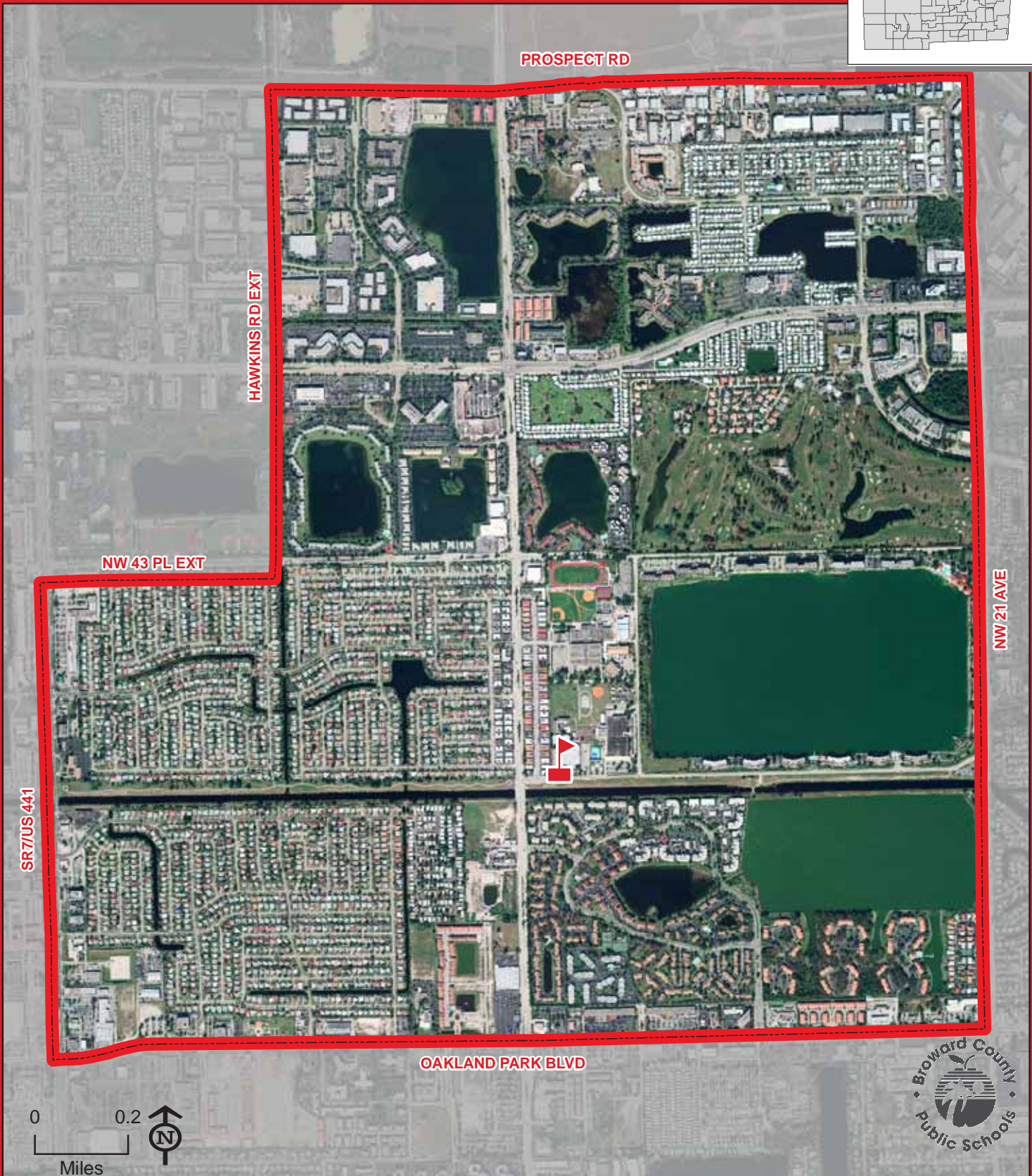
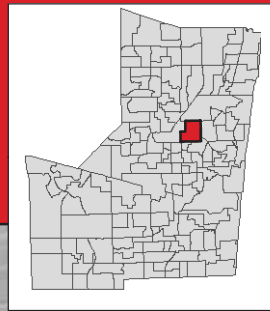
ORANGE BROOK

THIS MAP IS FOR CONCEPTUAL PURPOSES ONLY AND SHOULD NOT BE USED FOR LEGAL BOUNDARY DETERMINATIONS

School Boundaries Department • www.browardschools.com • 754.321.2480

ORIOLE ELEMENTARY SCHOOL

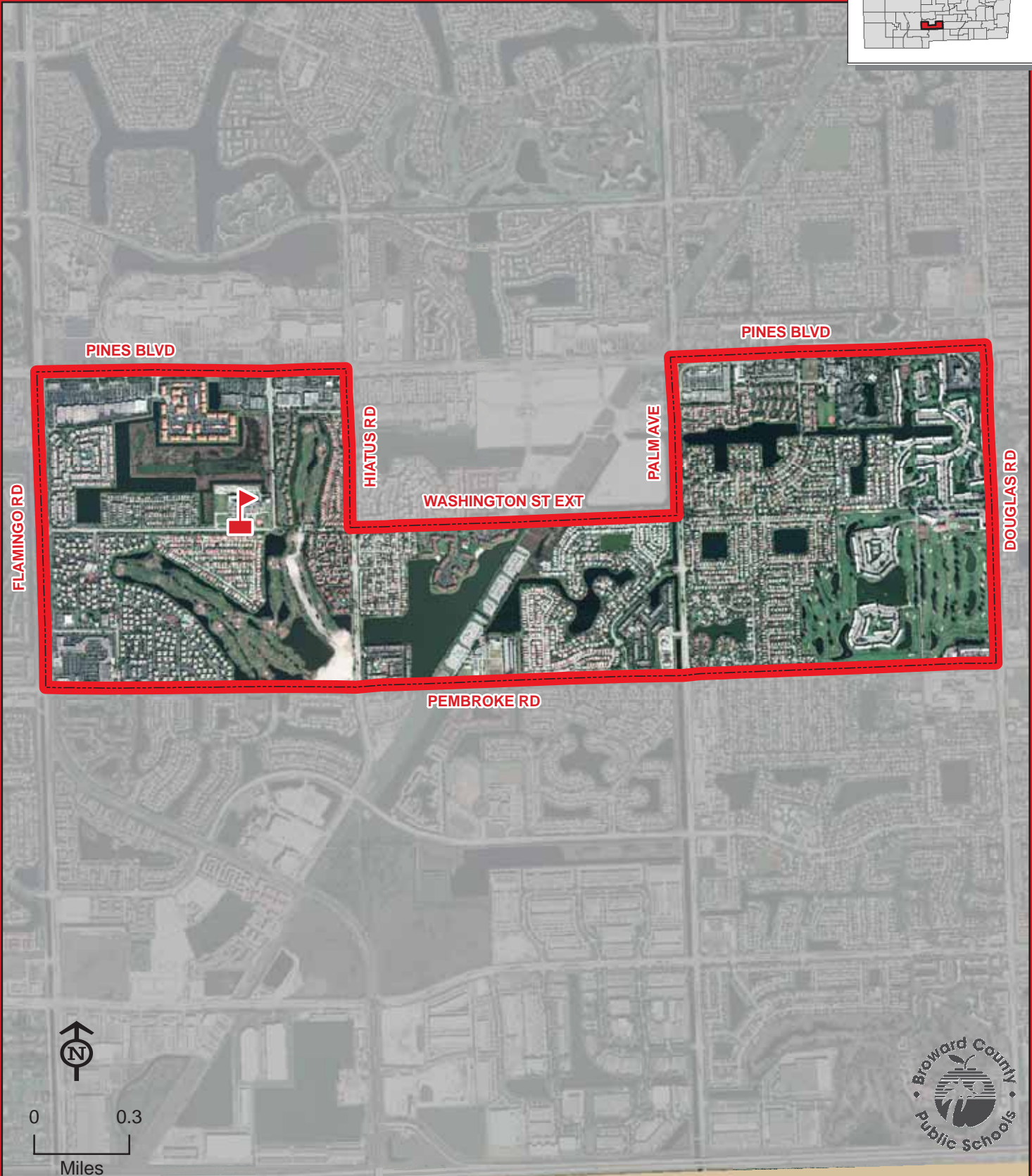
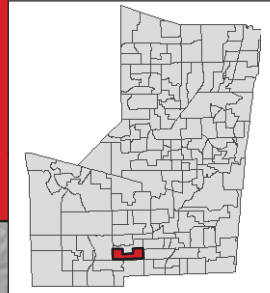
3081 NW 39 STREET
LAUDERDALE LAKES, FLORIDA 33309
754-322-7550



THIS MAP IS FOR CONCEPTUAL PURPOSES ONLY AND SHOULD NOT BE USED FOR LEGAL BOUNDARY DETERMINATIONS

PALM COVE ELEMENTARY SCHOOL

11601 WASHINGTON STREET
PEMBROKE PINES, FLORIDA 33025
754-323-6800

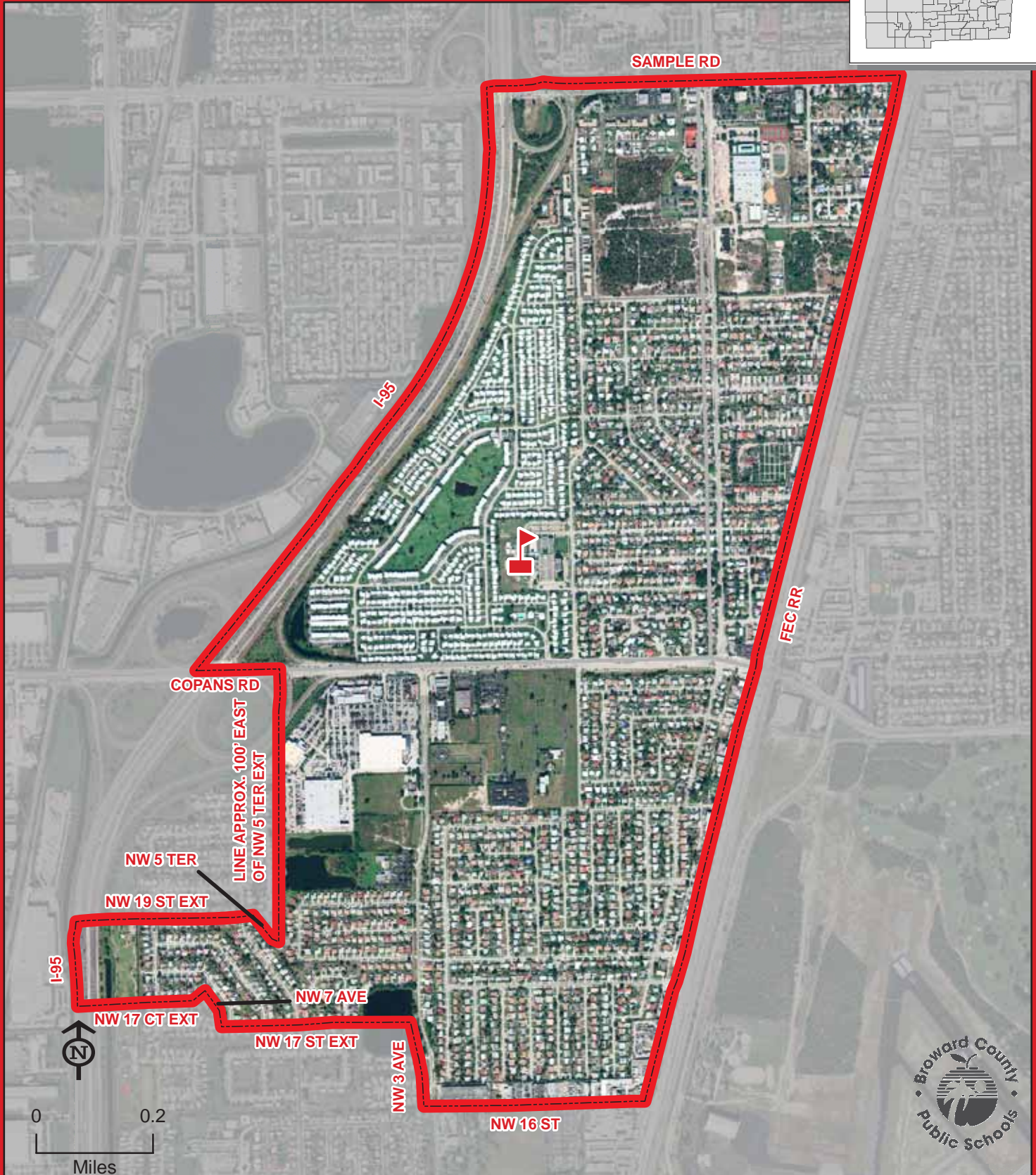
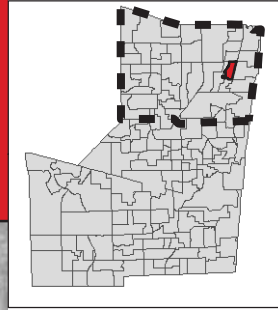


THIS MAP IS FOR CONCEPTUAL PURPOSES ONLY AND SHOULD NOT BE USED FOR LEGAL BOUNDARY DETERMINATIONS

PALMVIEW ELEMENTARY SCHOOL

2601 NE 1 AVENUE
POMPANO BEACH, FLORIDA 33064
754-322-7600

Magnet School
(Information on reverse side)



THIS MAP IS FOR CONCEPTUAL PURPOSES ONLY AND SHOULD NOT BE USED FOR LEGAL BOUNDARY DETERMINATIONS

School Boundaries Department • www.browardschools.com • 754.321.2480

PALMVIEW ELEMENTARY SCHOOL

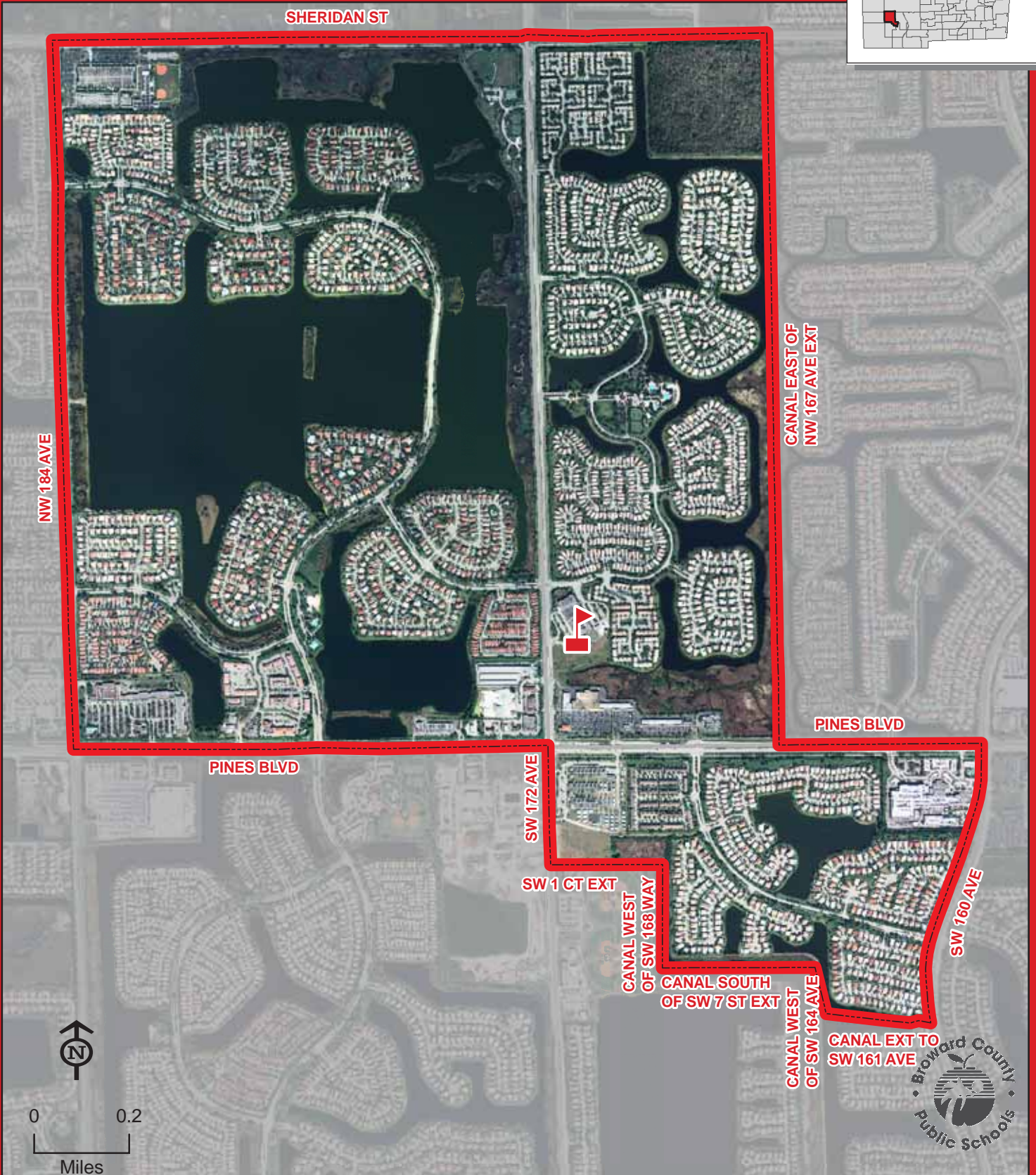
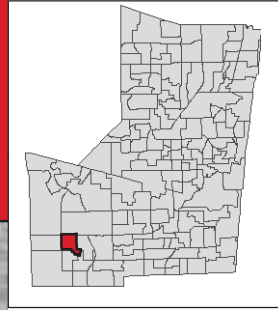
Magnet Program

GLOBAL ENVIRONMENTAL SCIENCE:

Students residing within the Palmview Elementary attendance area automatically attend this school. Students residing north of Commercial Boulevard that meet the eligibility requirements may apply for admission to the Global Environmental Science Program and receive transportation in accordance with Transportation Policy. Students will be admitted in accordance with the provisions of School Board Policy 5004.1. Application and deadline information is available online at www.browardschoolsmagnetprograms.com or through the Innovative Programs office at (754) 321-2380.

PANTHER RUN ELEMENTARY SCHOOL

801 NW 172 AVENUE
PEMBROKE PINES, FLORIDA 33029
754-323-6850

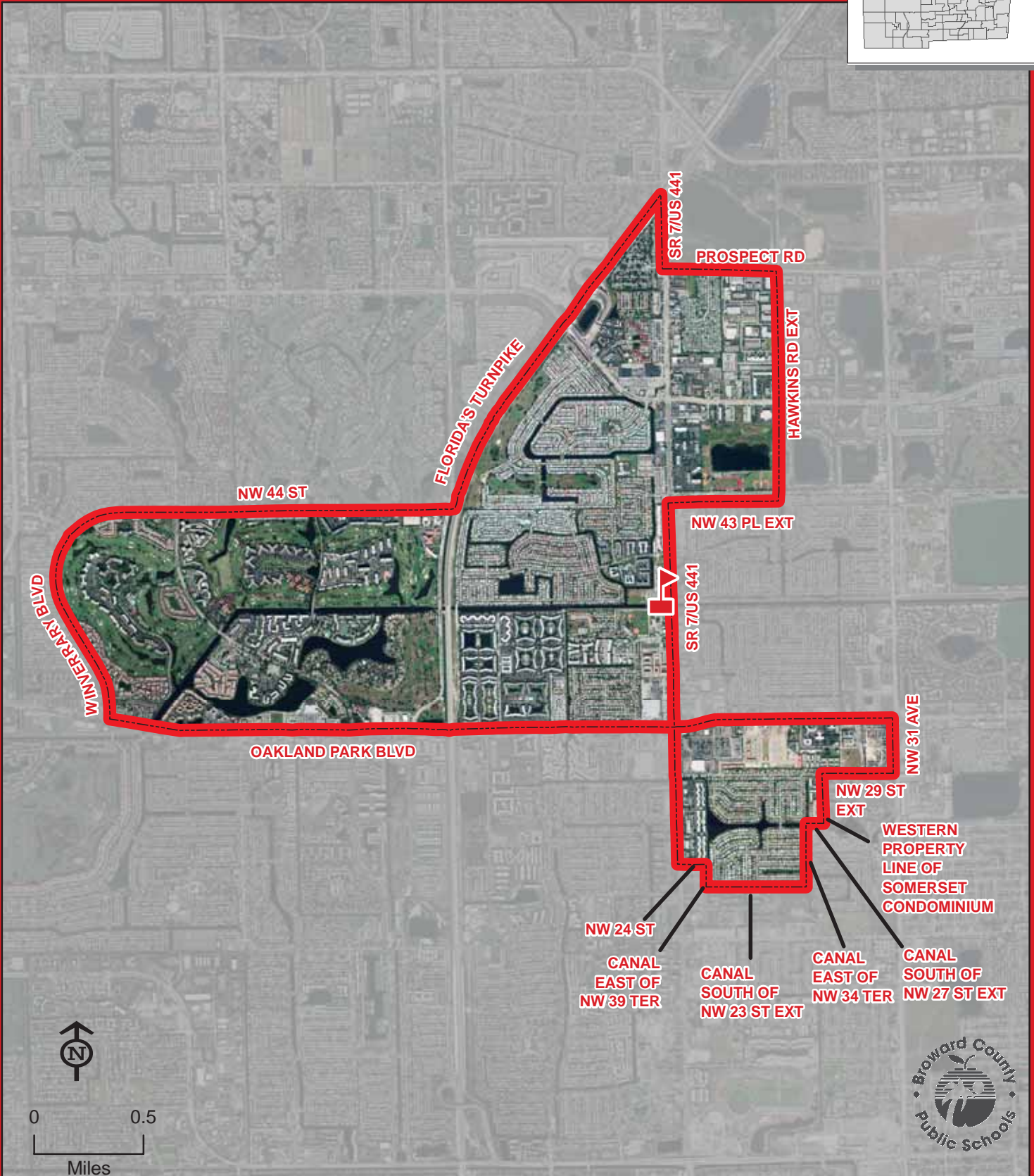
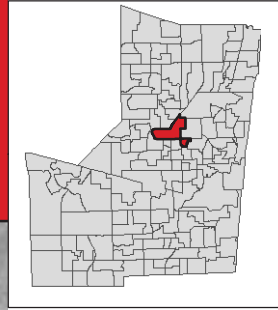


PANTHER RUN

THIS MAP IS FOR CONCEPTUAL PURPOSES ONLY AND SHOULD NOT BE USED FOR LEGAL BOUNDARY DETERMINATIONS

PARK LAKES ELEMENTARY SCHOOL

3925 STATE ROAD 7
LAUDERDALE LAKES, FLORIDA 33319
754-322-7650



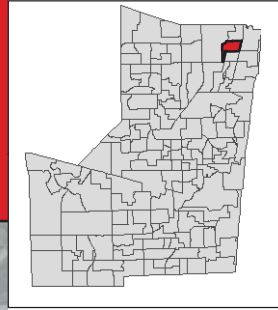
PARK LAKES

THIS MAP IS FOR CONCEPTUAL PURPOSES ONLY AND SHOULD NOT BE USED FOR LEGAL BOUNDARY DETERMINATIONS

School Boundaries Department • www.browardschools.com • 754.321.2480

PARK RIDGE ELEMENTARY SCHOOL

5200 NE 9 AVENUE
POMPANO BEACH, FLORIDA 33064
754-322-7700


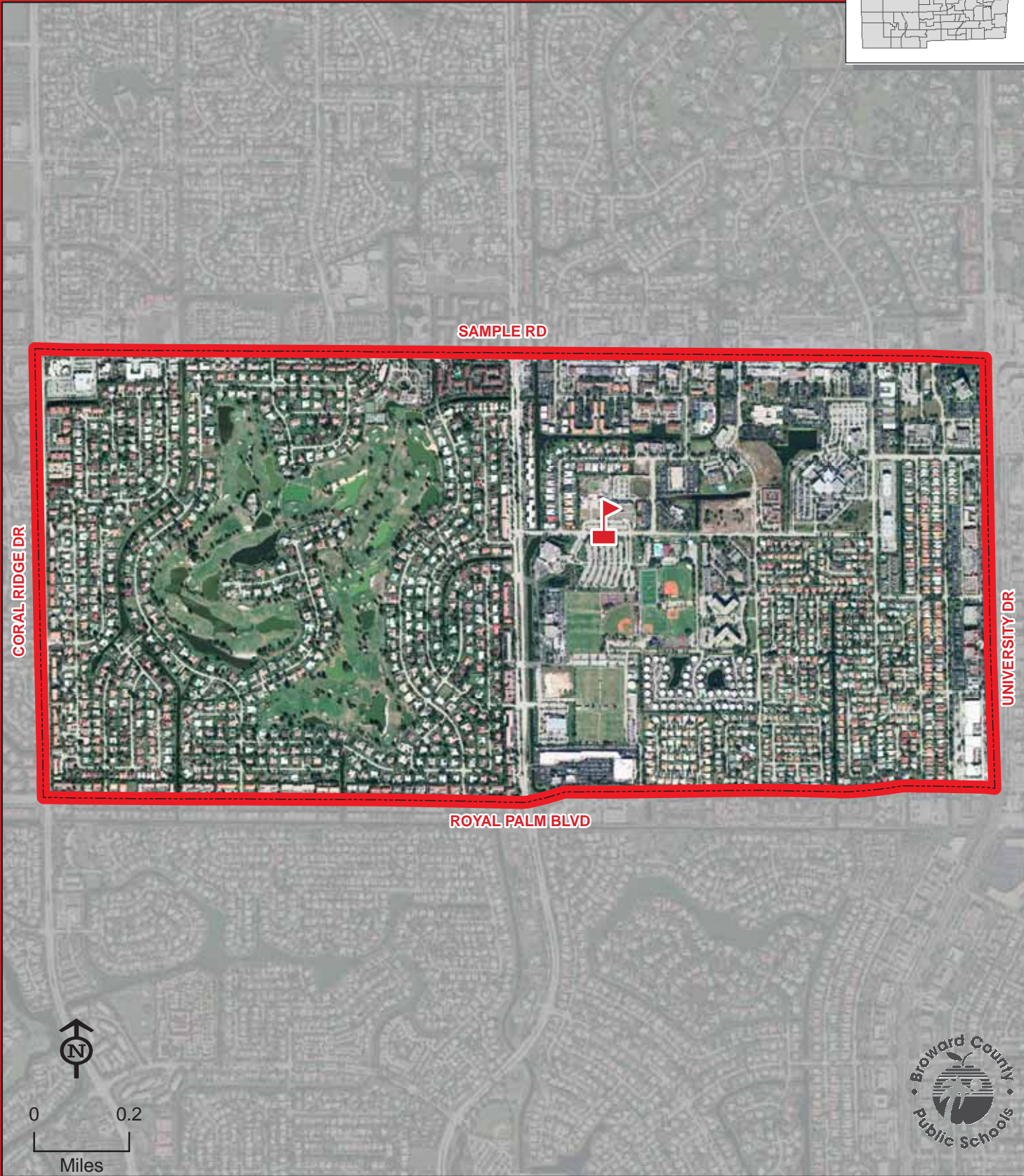
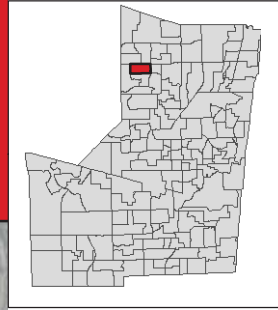


PARK RIDGE

THIS MAP IS FOR CONCEPTUAL PURPOSES ONLY AND SHOULD NOT BE USED FOR LEGAL BOUNDARY DETERMINATIONS

PARKSIDE ELEMENTARY SCHOOL

10257 NW 29 STREET
CORAL SPRINGS, FLORIDA 33065
754-322-7850

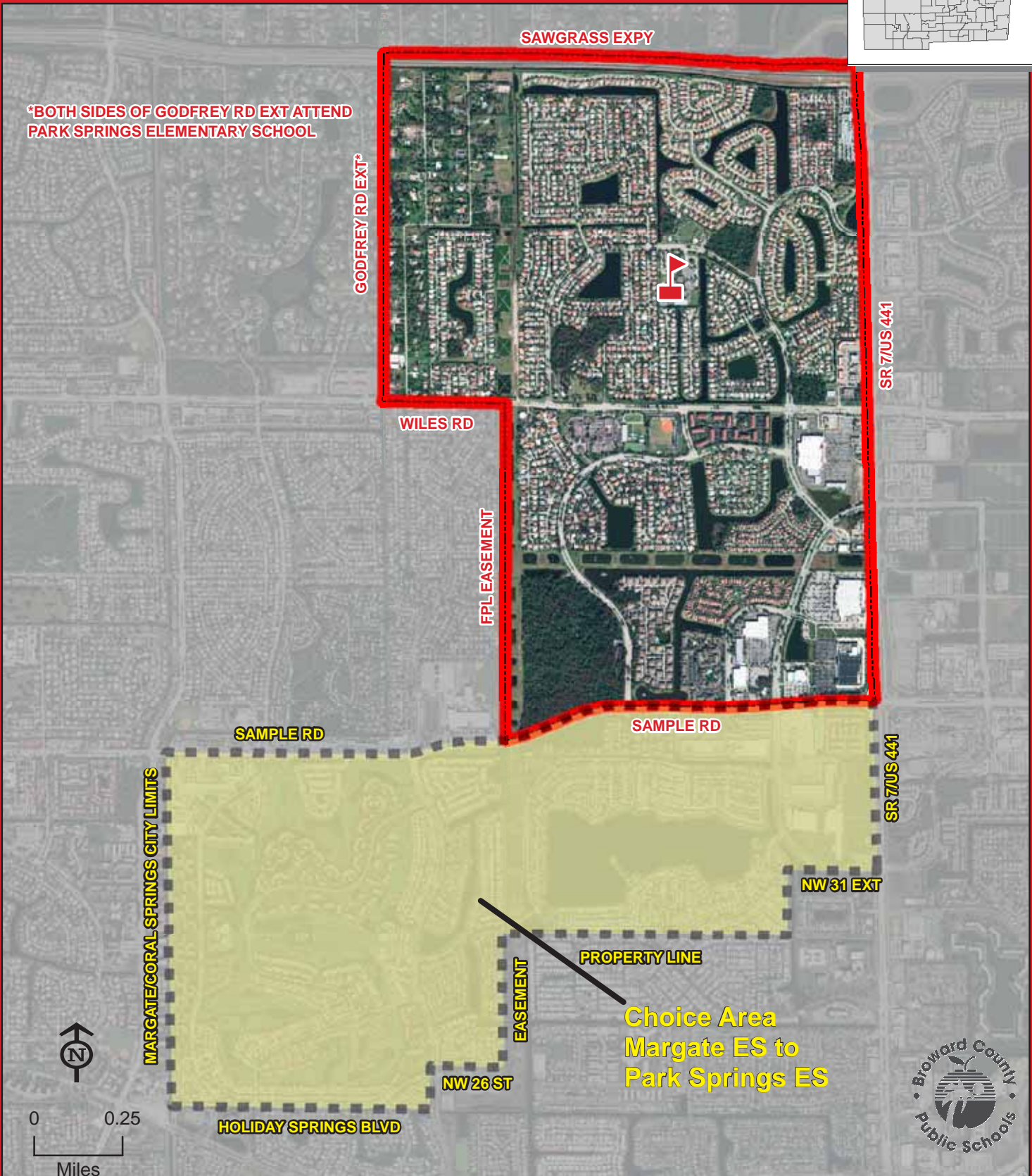
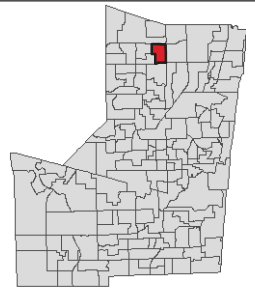


THIS MAP IS FOR CONCEPTUAL PURPOSES ONLY AND SHOULD NOT BE USED FOR LEGAL BOUNDARY DETERMINATIONS

PARK SPRINGS ELEMENTARY SCHOOL

5800 NW 66 TERRACE
CORAL SPRINGS, FLORIDA 33067
754-322-7750

Choice Area
(Information on reverse side)



THIS MAP IS FOR CONCEPTUAL PURPOSES ONLY AND SHOULD NOT BE USED FOR LEGAL BOUNDARY DETERMINATIONS

PARK SPRINGS ELEMENTARY SCHOOL

Choice Area Description

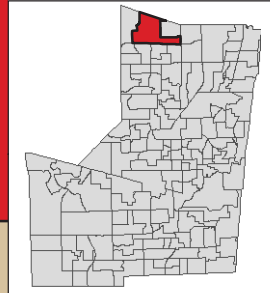
MARGATE ELEMENTARY TO PARK SPRINGS ELEMENTARY:

Kindergarten through fifth grade students residing within the area boundared by the Margate/Coral Springs city limits and Sample Road, east along Sample Road to State Road 7/US 441, south along State Road 7/US 441to NW 31 Street Extended, west along NW 31 Street Extended to canal east of Sunset Lane, south along canal east of Sunset Lane to property line between Coral Bay and the Colonies of Margate MHP, west along property line to easement between NW 68 Terrace and NW 68 Avenue, south along easement to NW 26 Street Extended to include homes on south side of NW 26 Street Extended, west along NW 26 Street Extended to Rock Island Road, south along Rock Island Road to Holiday Springs Boulevard Extended, west along Holiday Springs Boulevard Extended to the Margate/Coral Springs city limits, north along Margate/Coral Springs city limits to Sample Road are assigned to Margate Elementary School with a choice to use 100 reserved choice seats at Park Springs Elementary School. Transportation will not be provided.

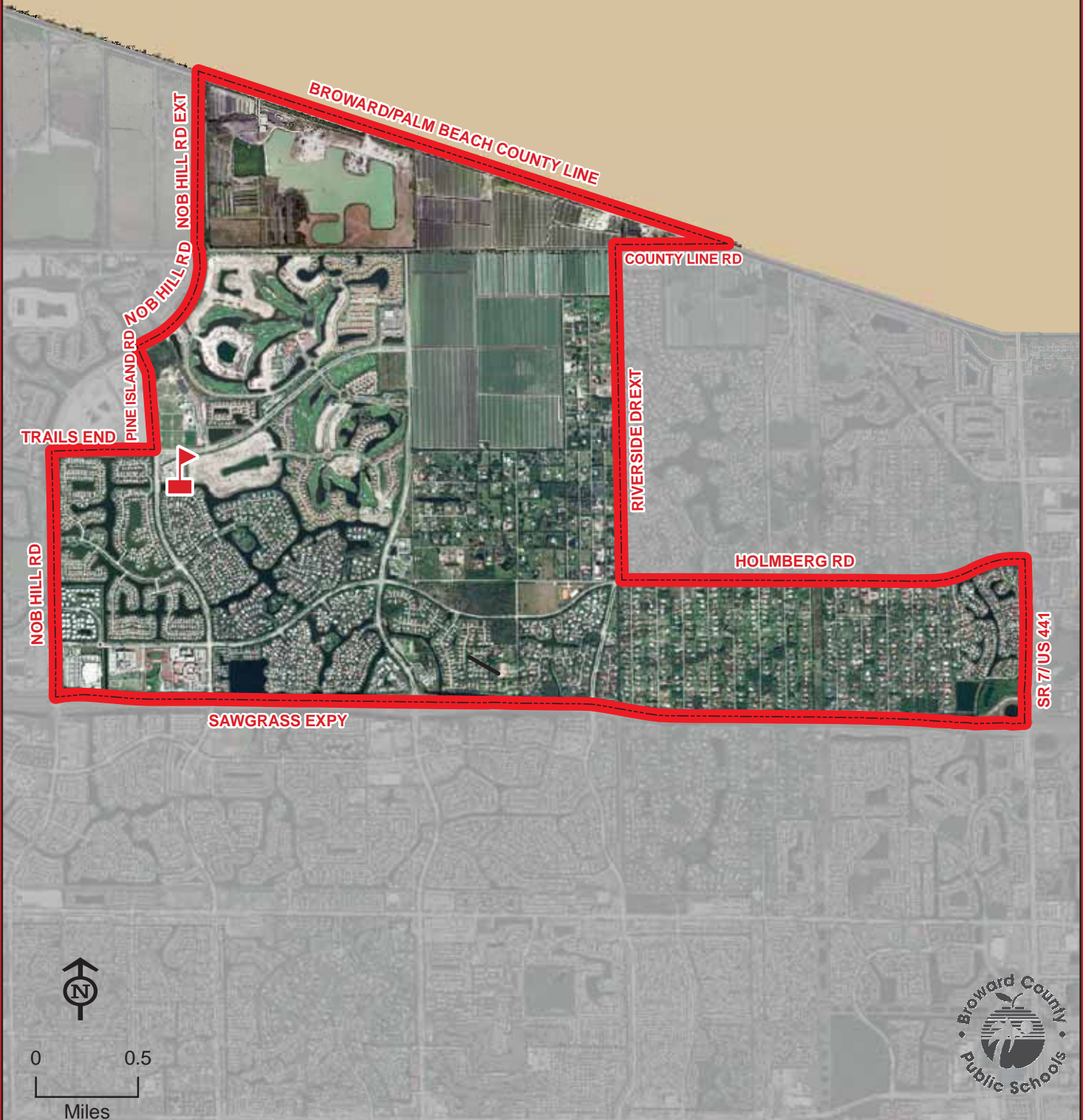
Students interested in attending the Choice School must apply for a reassignment between May 1 and June 15. The reassignment application is available online at www.browardschools.com, or through the Innovative Programs office at (754) 321-2380.

PARK TRAILS ELEMENTARY SCHOOL

10700 TRAILS END
PARKLAND, FLORIDA 33076
754-322-7800



Map incorporating school boundary changes for the 2010-11 school year



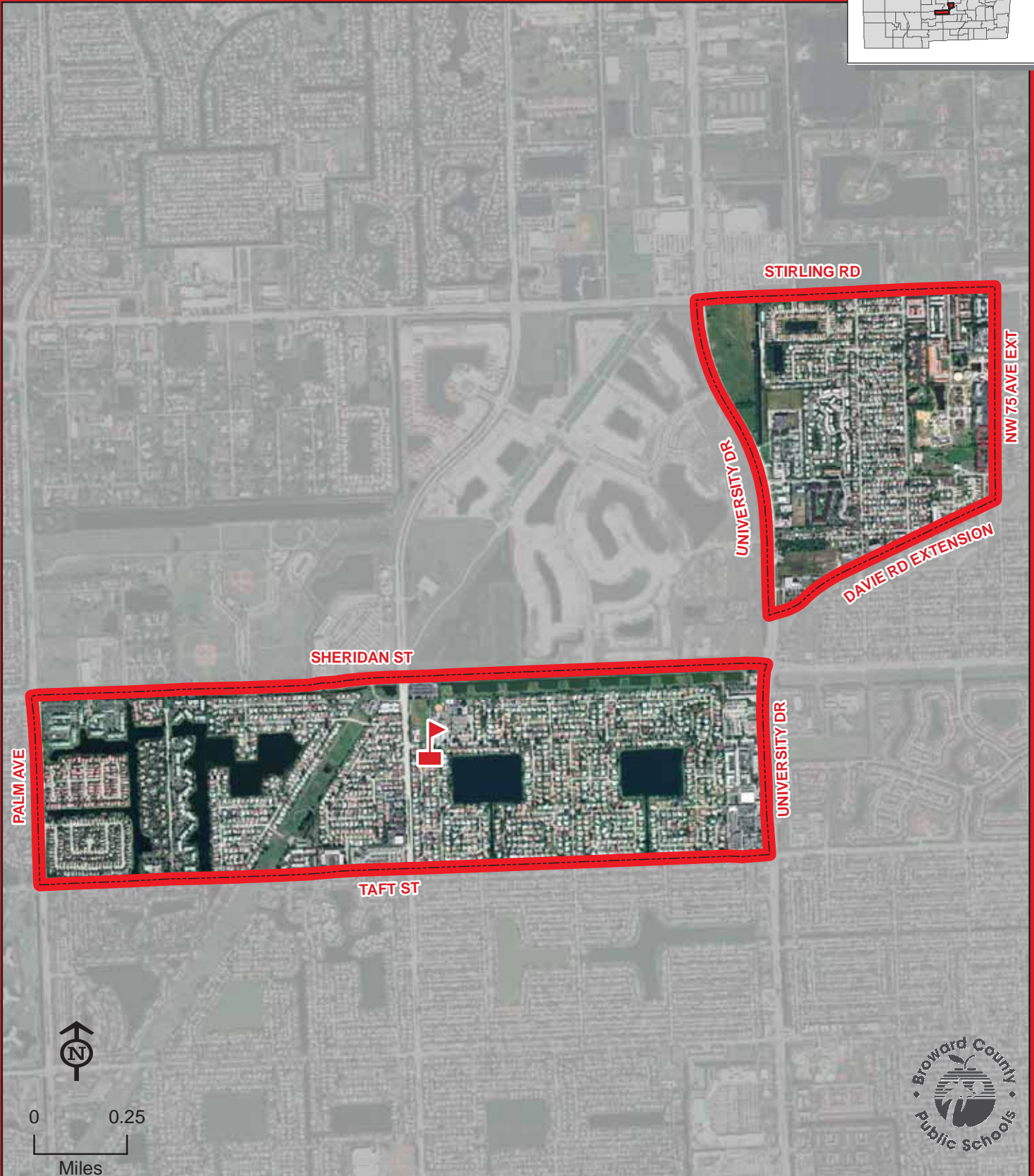
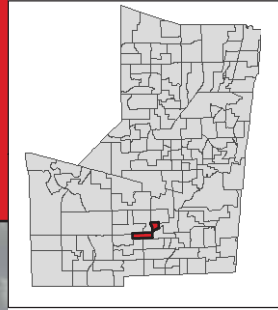
PARK TRAILS

THIS MAP IS FOR CONCEPTUAL PURPOSES ONLY AND SHOULD NOT BE USED FOR LEGAL BOUNDARY DETERMINATIONS

School Boundaries Department • www.browardschools.com • 754.321.2480

PASADENA LAKES ELEMENTARY SCHOOL

8801 PASADENA BOULEVARD
PEMBROKE PINES, FLORIDA 33024
754-323-6900

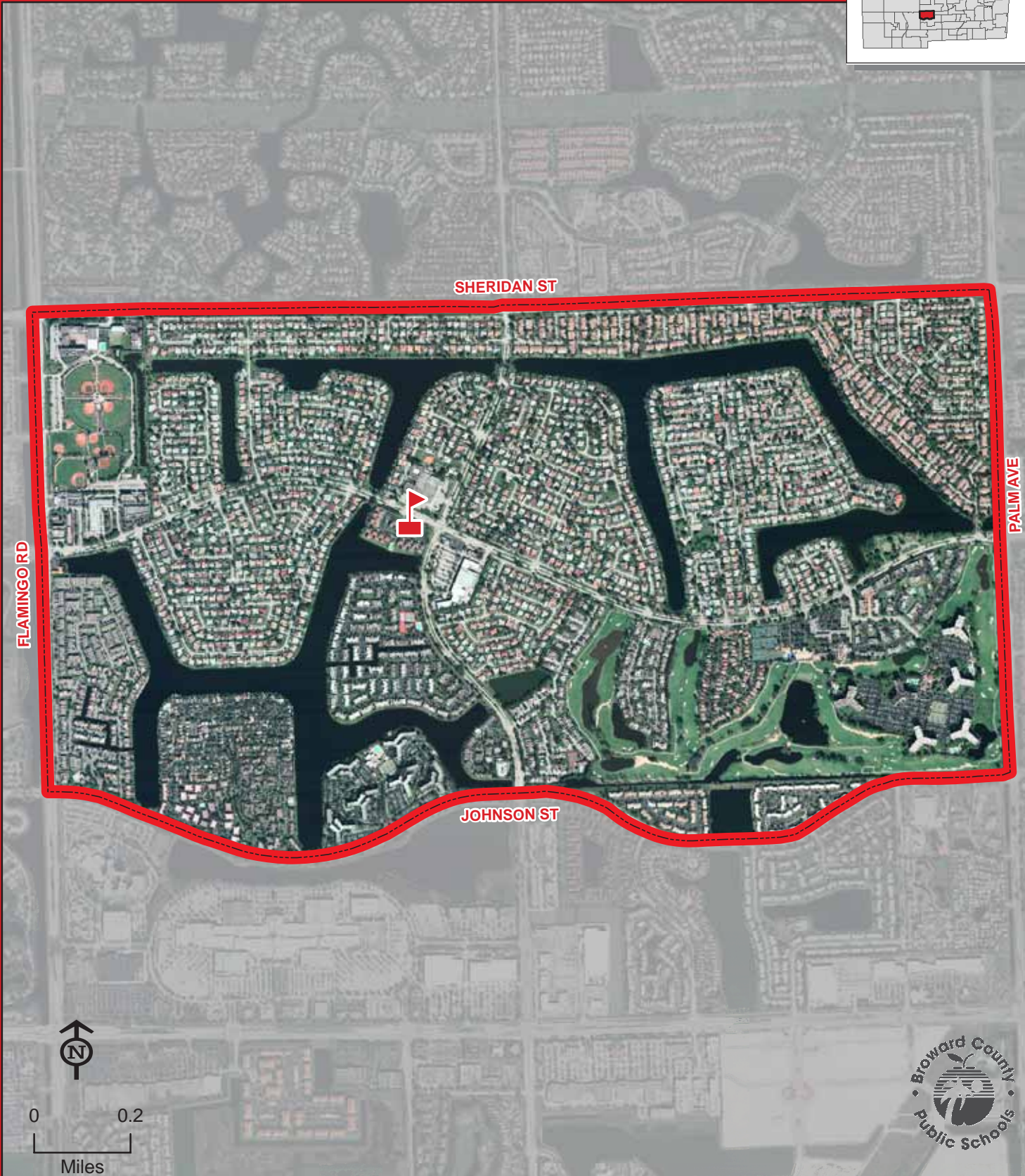
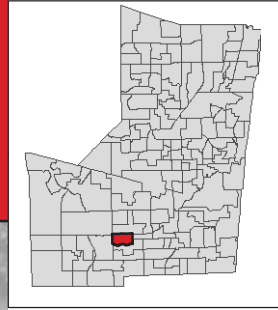


PASADENA LAKES

THIS MAP IS FOR CONCEPTUAL PURPOSES ONLY AND SHOULD NOT BE USED FOR LEGAL BOUNDARY DETERMINATIONS

PEMBROKE LAKES ELEMENTARY SCHOOL

11251 TAFT STREET
PEMBROKE PINES, FLORIDA 33026
754-323-6950



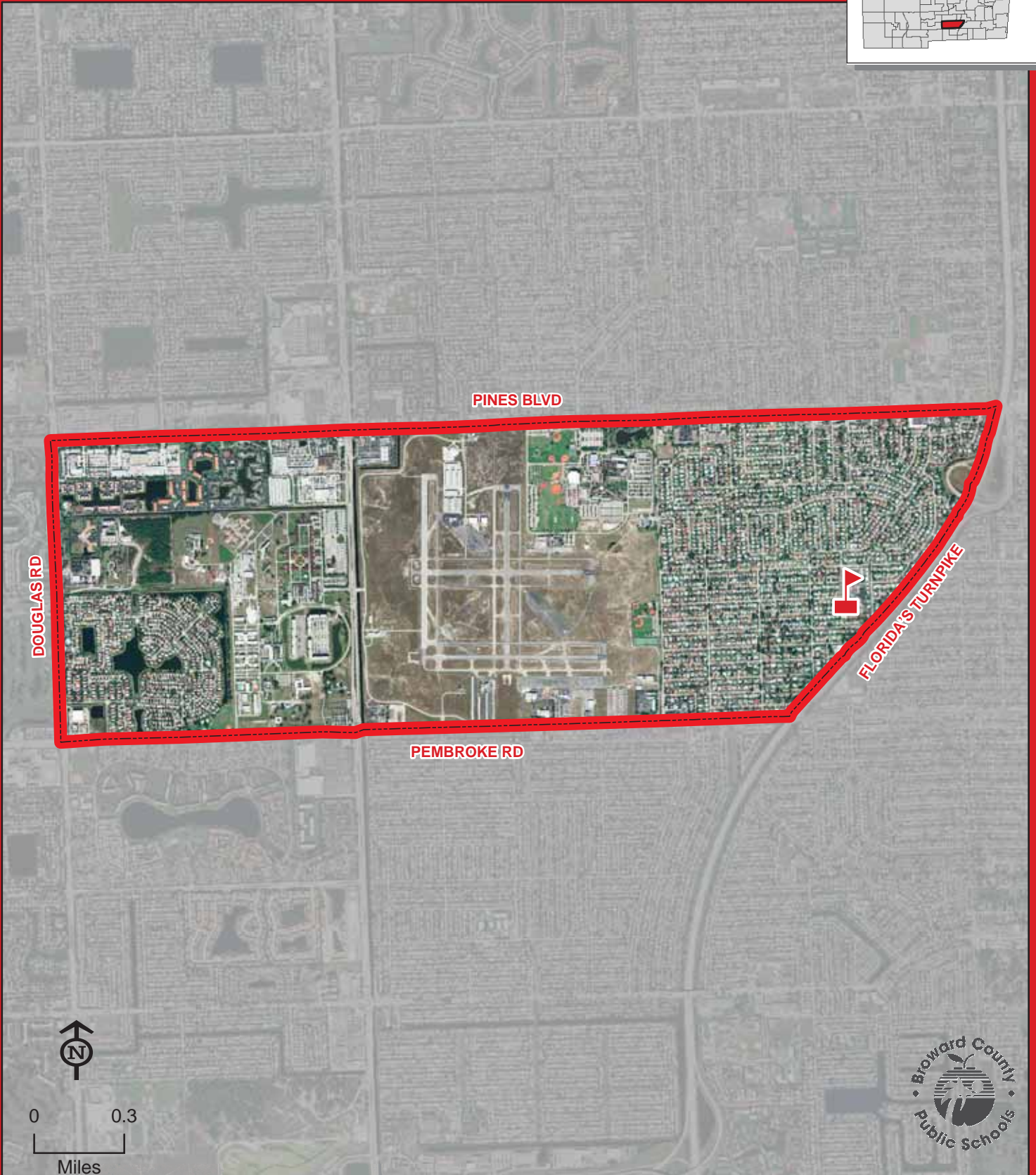
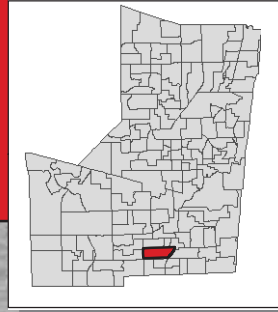
PEMBROKE LAKES

THIS MAP IS FOR CONCEPTUAL PURPOSES ONLY AND SHOULD NOT BE USED FOR LEGAL BOUNDARY DETERMINATIONS

School Boundaries Department • www.browardschools.com • 754.321.2480

PEMBROKE PINES ELEMENTARY SCHOOL

6700 SW 9 STREET
PEMBROKE PINES, FLORIDA 33023
754-323-7000



PEMBROKE PINES

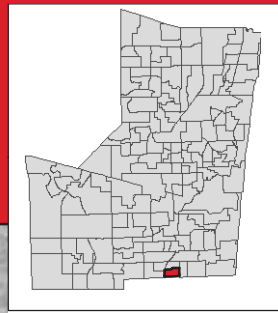
THIS MAP IS FOR CONCEPTUAL PURPOSES ONLY AND SHOULD NOT BE USED FOR LEGAL BOUNDARY DETERMINATIONS

School Boundaries Department • www.browardschools.com • 754.321.2480

PERRY, ANNABEL C. ELEMENTARY SCHOOL

6850 SW 34 STREET
MIRAMAR, FLORIDA 33023
754-323-7050

Innovative Program
(Information on reverse side)



FLORIDA'S TURNPIKE

MIRAMAR PKWY


SR 7/US 441

PERRY, ANNABEL C.

BROWARD/MIAMI-DADE COUNTY LINE



0 0.1
Miles



THIS MAP IS FOR CONCEPTUAL PURPOSES ONLY AND SHOULD NOT BE USED FOR LEGAL BOUNDARY DETERMINATIONS

School Boundaries Department • www.browardschools.com • 754.321.2480

PERRY, ANNABEL C. ELEMENTARY SCHOOL

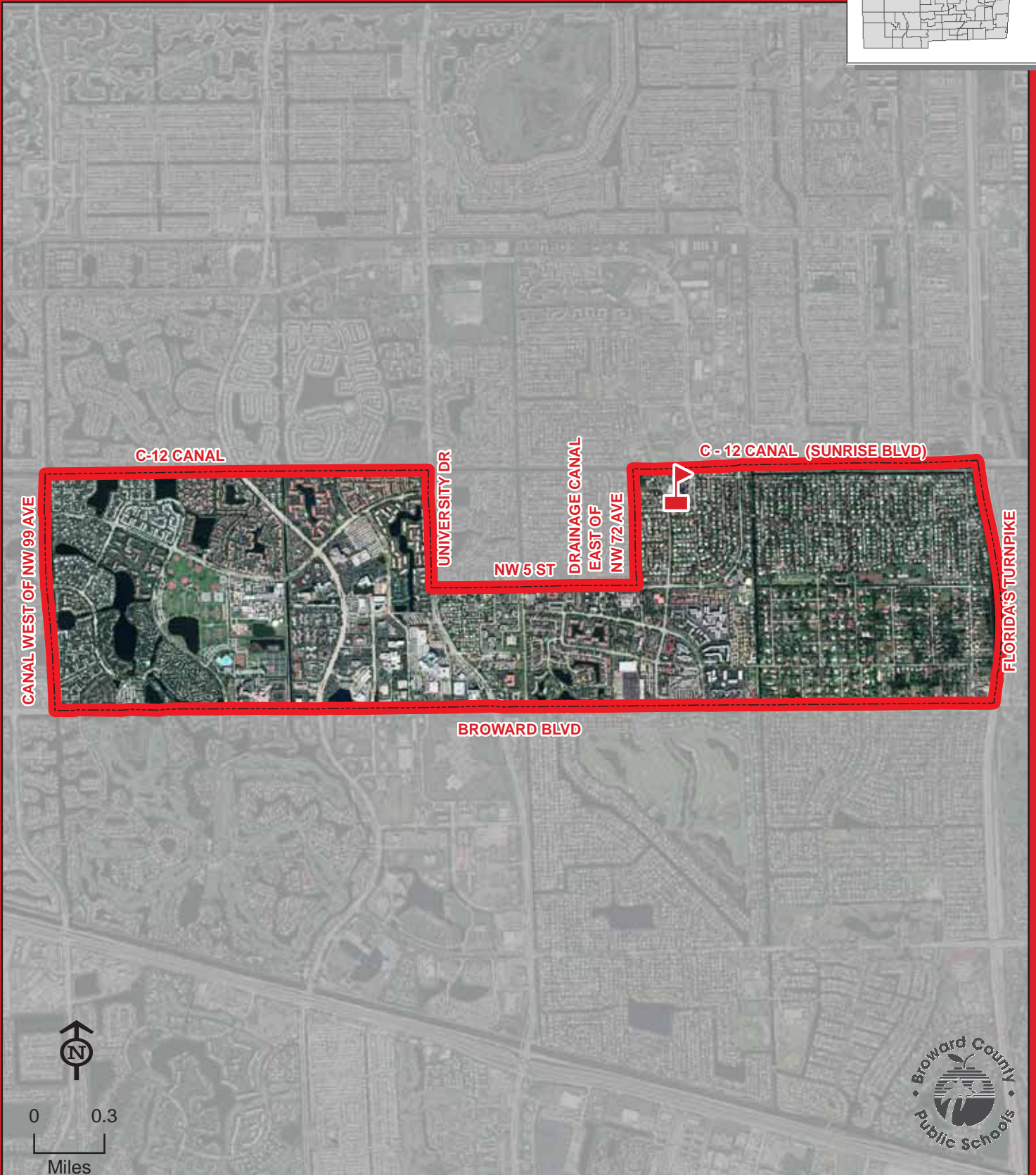
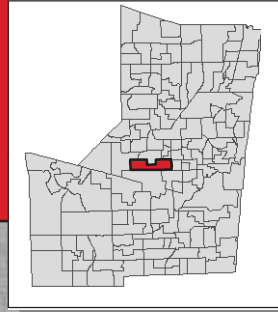
Innovative Program

LIBERAL ARTS PROGRAM APPLYING FOR THE PRIMARY YEARS PROGRAM (PYP)/INTERNATIONAL BACCALAUREATE:

Students residing within the Perry, Annabel C. Elementary attendance area automatically attend this school.

PETERS ELEMENTARY SCHOOL

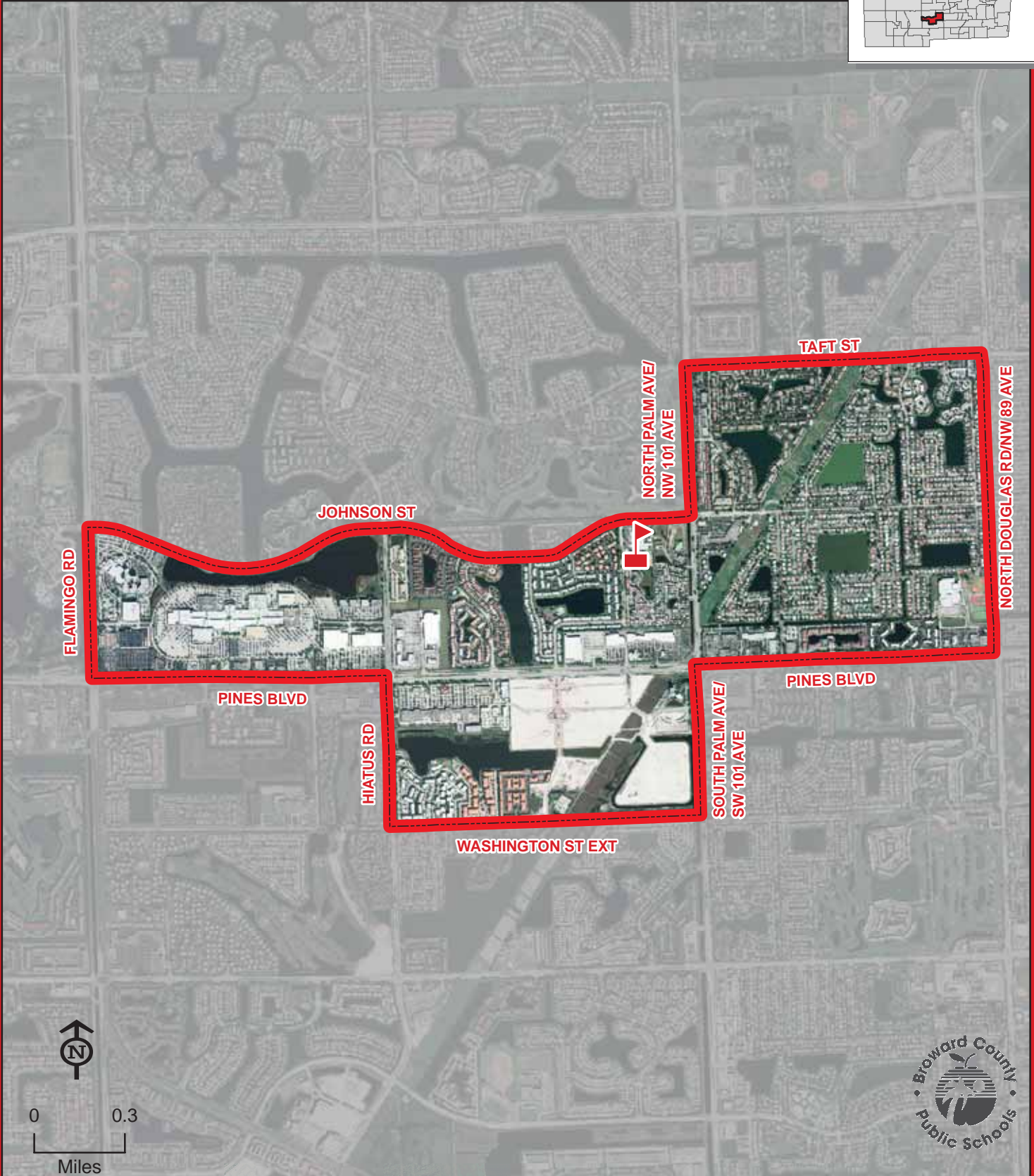
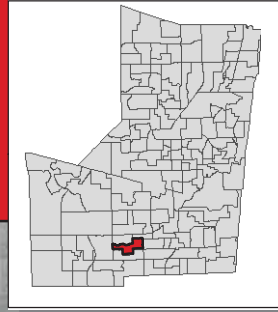
851 NW 68 AVENUE
PLANTATION, FLORIDA 33317
754-322-7900



THIS MAP IS FOR CONCEPTUAL PURPOSES ONLY AND SHOULD NOT BE USED FOR LEGAL BOUNDARY DETERMINATIONS

PINES LAKES ELEMENTARY SCHOOL

10300 JOHNSON STREET
PEMBROKE PINES, FLORIDA 33026
754-323-7100

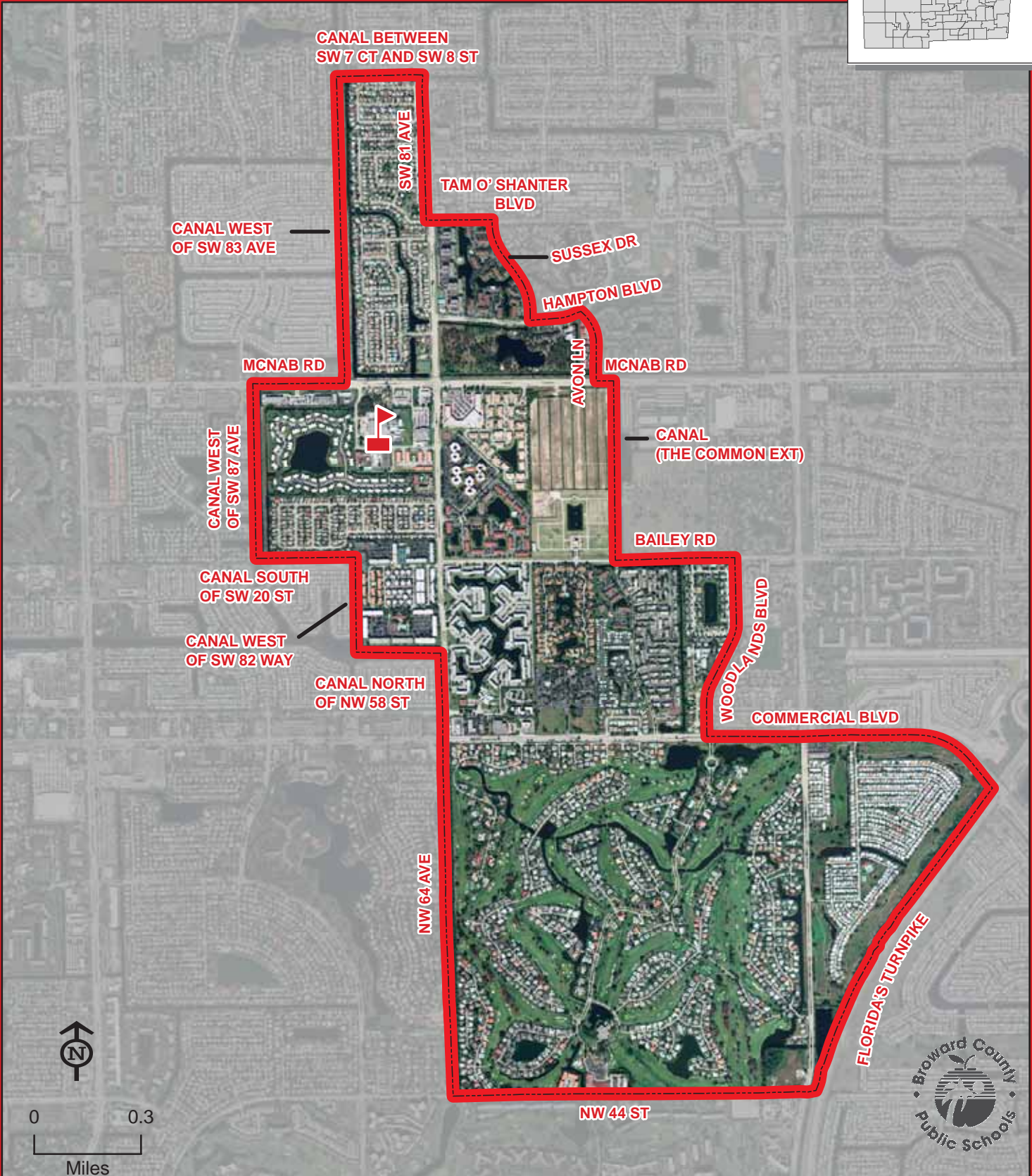
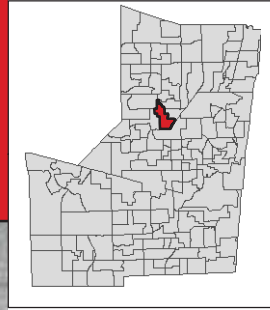


PINES LAKES

THIS MAP IS FOR CONCEPTUAL PURPOSES ONLY AND SHOULD NOT BE USED FOR LEGAL BOUNDARY DETERMINATIONS

PINEWOOD ELEMENTARY SCHOOL

1600 SW 83 AVENUE
NORTH LAUDERDALE, FLORIDA 33068
754-322-7950



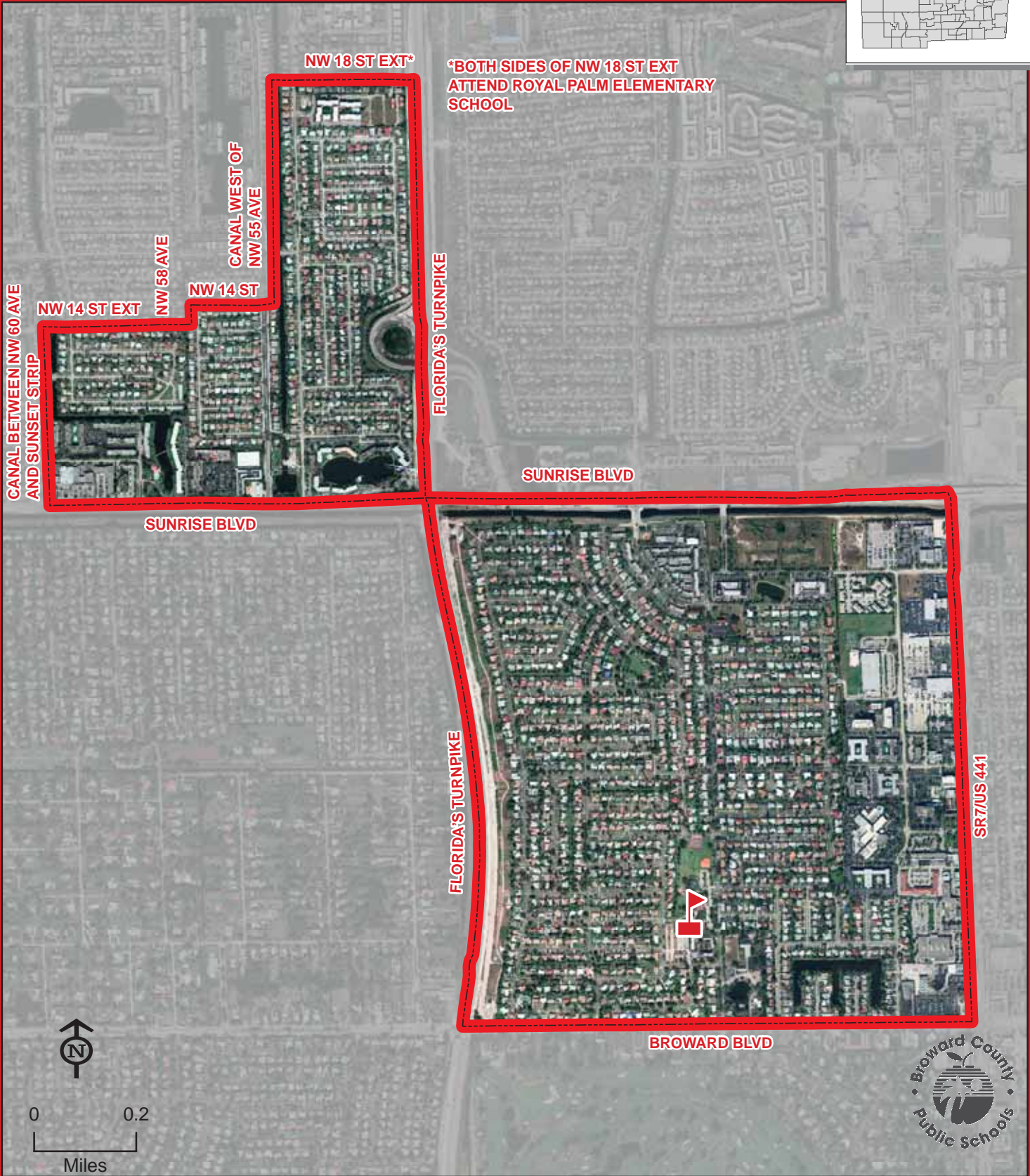
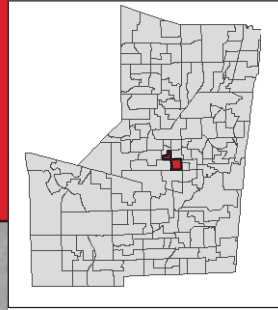
PINEWOOD

THIS MAP IS FOR CONCEPTUAL PURPOSES ONLY AND SHOULD NOT BE USED FOR LEGAL BOUNDARY DETERMINATIONS

School Boundaries Department • www.browardschools.com • 754.321.2480

PLANTATION ELEMENTARY SCHOOL

651 NW 42 AVENUE
PLANTATION, FLORIDA 33317
754-322-8000



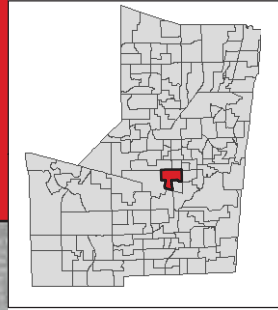
PLANTATION

THIS MAP IS FOR CONCEPTUAL PURPOSES ONLY AND SHOULD NOT BE USED FOR LEGAL BOUNDARY DETERMINATIONS

School Boundaries Department • www.browardschools.com • 754.321.2480

PLANTATION PARK ELEMENTARY SCHOOL

875 SW 54 AVENUE
PLANTATION, FLORIDA 33317
754-323-7150



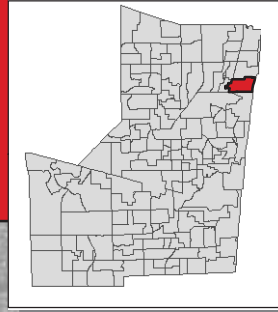
PLANTATION PARK

THIS MAP IS FOR CONCEPTUAL PURPOSES ONLY AND SHOULD NOT BE USED FOR LEGAL BOUNDARY DETERMINATIONS


School Boundaries Department • www.browardschools.com • 754.321.2480

POMPANO BEACH ELEMENTARY SCHOOL

700 NE 13 AVENUE
POMPANO BEACH, FLORIDA 33060
754-322-8050

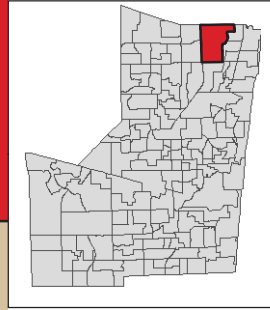


THIS MAP IS FOR CONCEPTUAL PURPOSES ONLY AND SHOULD NOT BE USED FOR LEGAL BOUNDARY DETERMINATIONS



QUIET WATERS ELEMENTARY SCHOOL

4150 W HILLSBORO BOULEVARD
DEERFIELD BEACH, FLORIDA 33442
754-322-8100



BROWARD/PALM BEACH COUNTY LINE

FLORIDA'S TURNPIKE

I-95

HILLSBORO BLVD

MILITARY TRAIL/NW 9 AVE

SAMPLE RD

QUIET WATERS



0 0.4
Miles

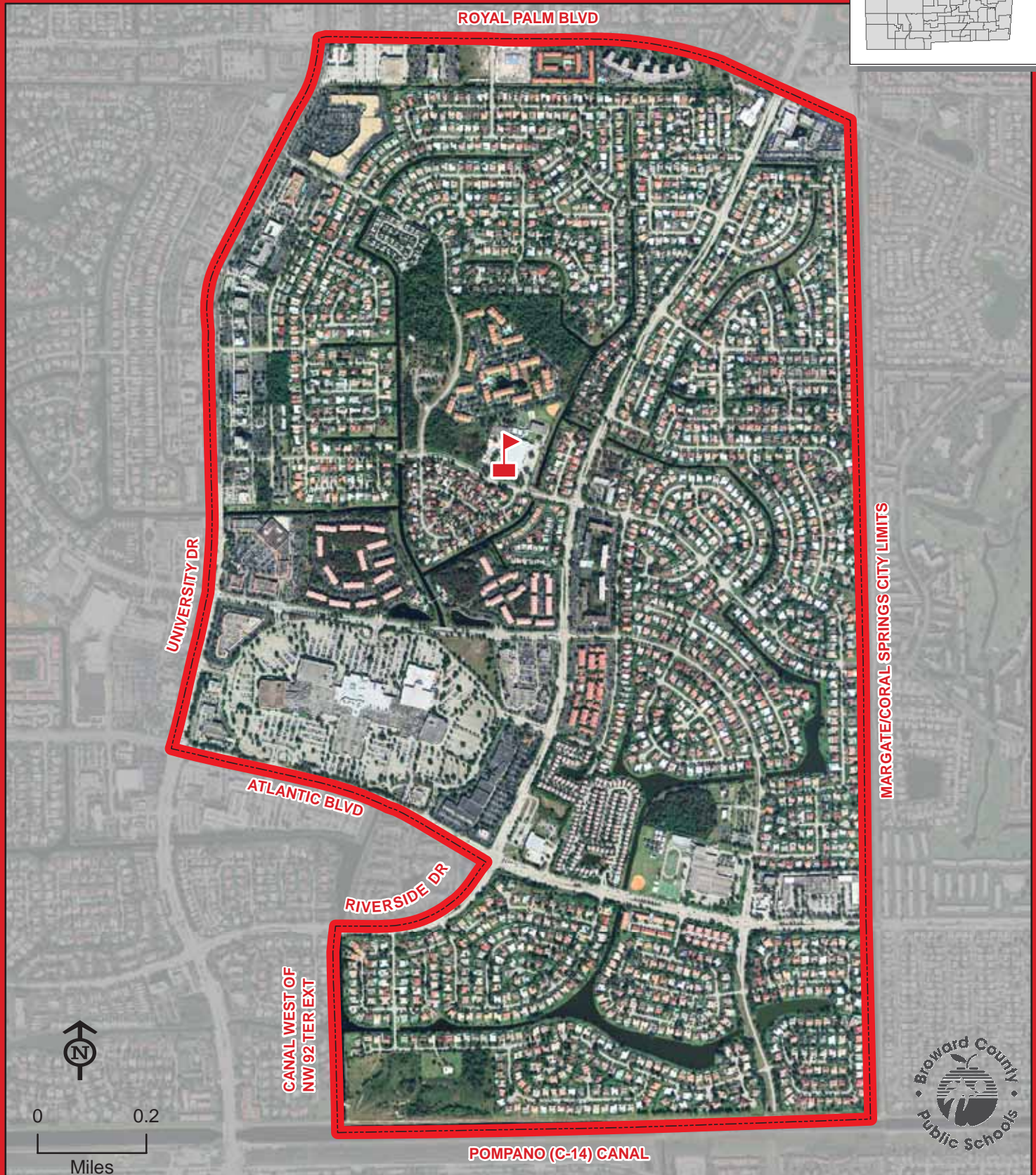
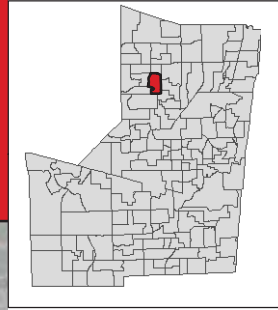


THIS MAP IS FOR CONCEPTUAL PURPOSES ONLY AND SHOULD NOT BE USED FOR LEGAL BOUNDARY DETERMINATIONS

School Boundaries Department • www.browardschools.com • 754.321.2480

RAMBLEWOOD ELEMENTARY SCHOOL

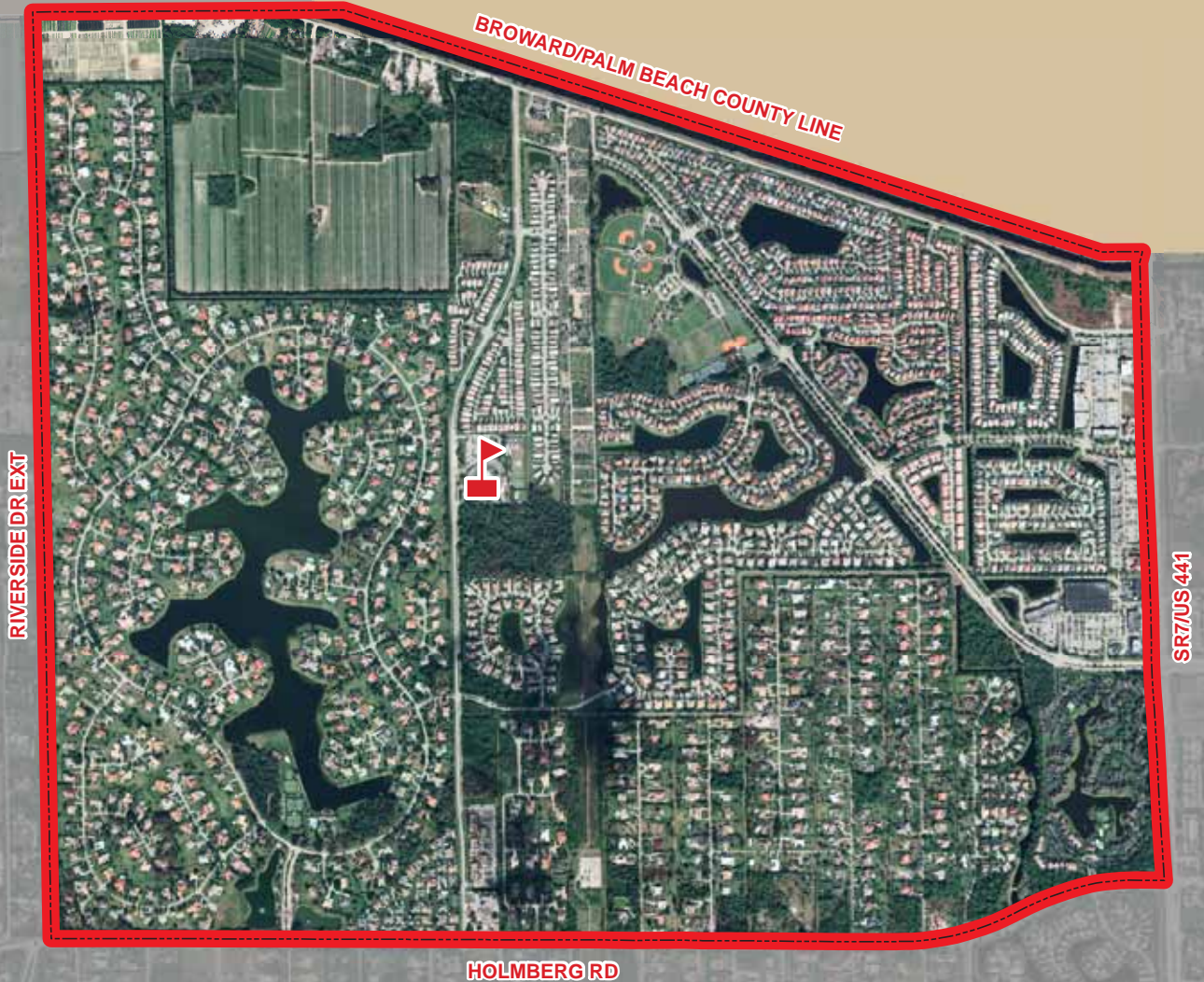
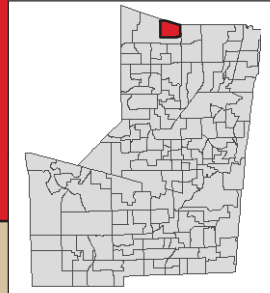
8950 SHADOW WOOD BOULEVARD
CORAL SPRINGS, FLORIDA 33071
754-322-8150



THIS MAP IS FOR CONCEPTUAL PURPOSES ONLY AND SHOULD NOT BE USED FOR LEGAL BOUNDARY DETERMINATIONS

RIVERGLADES ELEMENTARY SCHOOL

7400 PARKSIDE DRIVE
PARKLAND, FLORIDA 33067
754-322-8200



RIVERGLADES


SR7/US 441

HOLMBERG RD

RIVERSIDE DR EXT



0 0.25
Miles



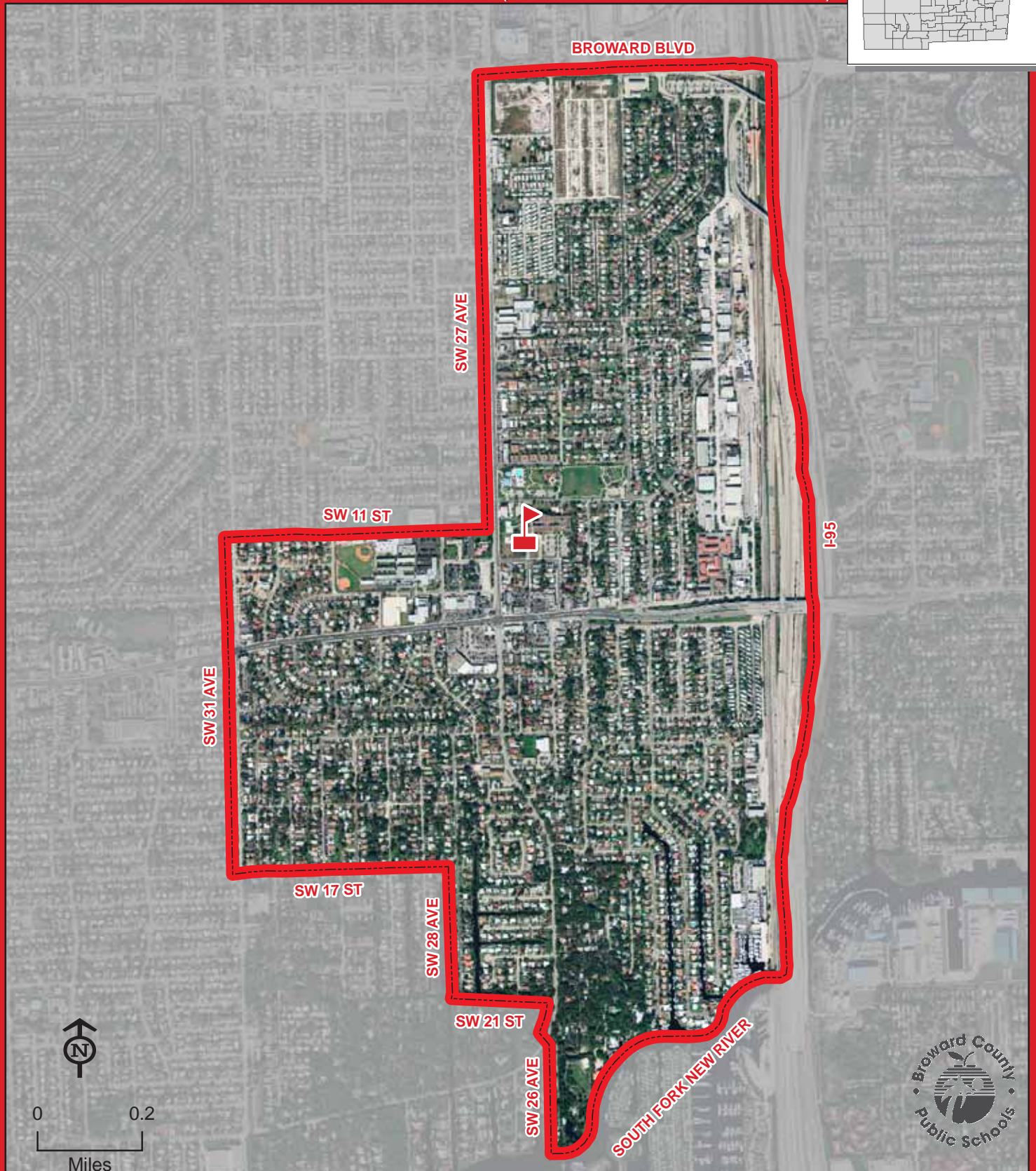
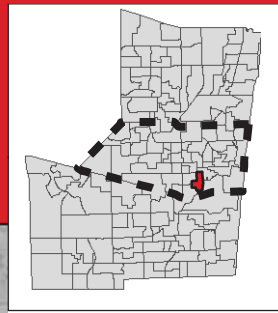
THIS MAP IS FOR CONCEPTUAL PURPOSES ONLY AND SHOULD NOT BE USED FOR LEGAL BOUNDARY DETERMINATIONS

School Boundaries Department • www.browardschools.com • 754.321.2480

RIVERLAND ELEMENTARY SCHOOL

2600 SW 11 COURT
FORT LAUDERDALE, FLORIDA 33312
754-323-7200

Magnet School
(Information on reverse side)



THIS MAP IS FOR CONCEPTUAL PURPOSES ONLY AND SHOULD NOT BE USED FOR LEGAL BOUNDARY DETERMINATIONS

School Boundaries Department • www.browardschools.com • 754.321.2480

RIVERLAND

RIVERLAND ELEMENTARY SCHOOL

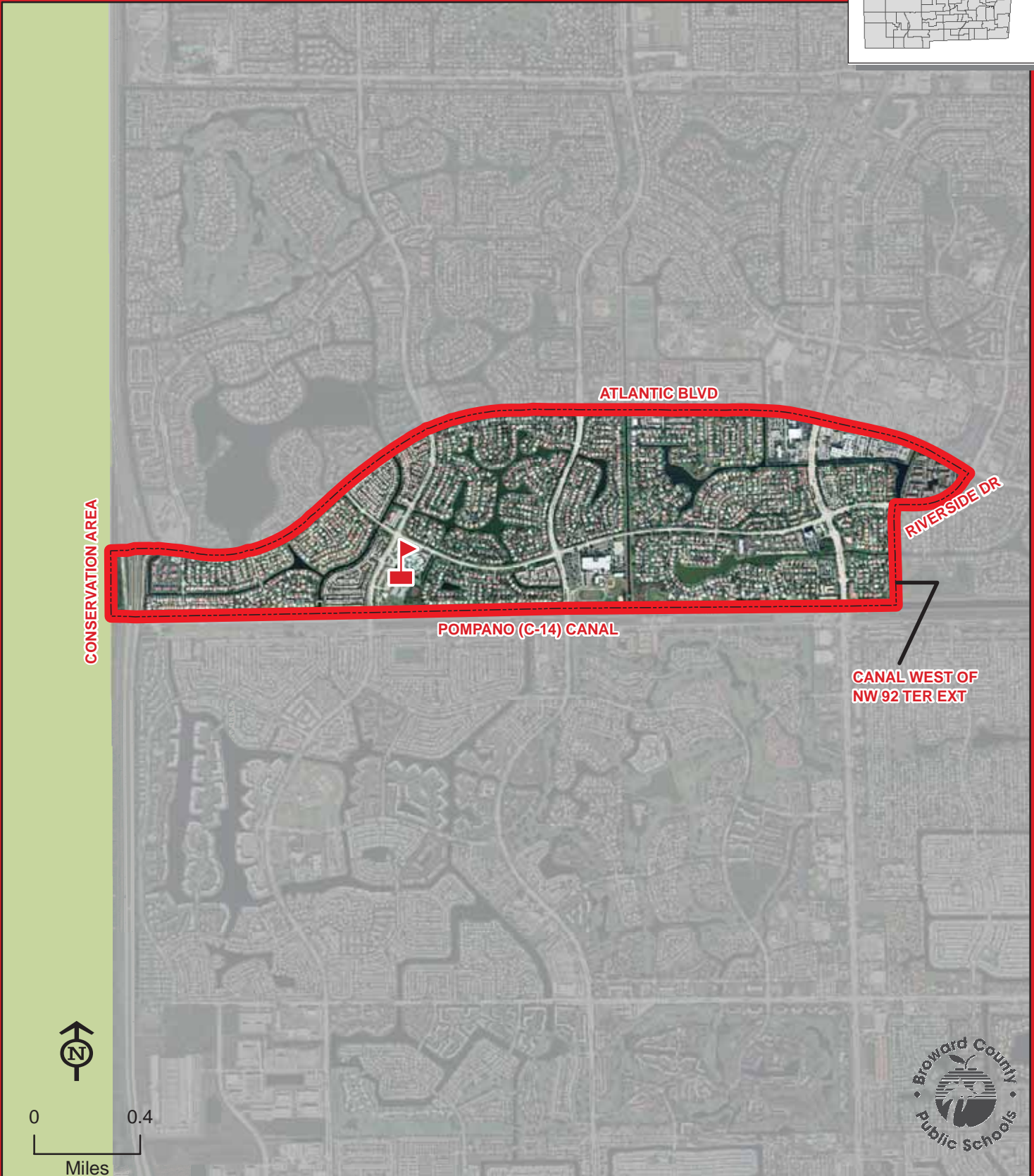
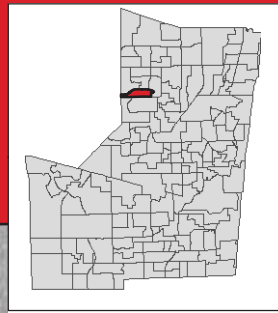
Magnet Program

COMMUNICATIONS & LANGUAGES:

Students residing within the Riverland Elementary attendance area automatically attend this school. Students residing south of Commercial Boulevard and north of State Road 84 that meet the eligibility requirements may apply for admission to the Communications & Languages Program and receive transportation in accordance with Transportation Policy. Students will be admitted in accordance with the provisions of School Board Policy 5004.1. Application and deadline information is available online at www.browardschoolsmagnetprograms.com or through the Innovative Programs office at (754) 321-2380.

RIVERSIDE ELEMENTARY SCHOOL

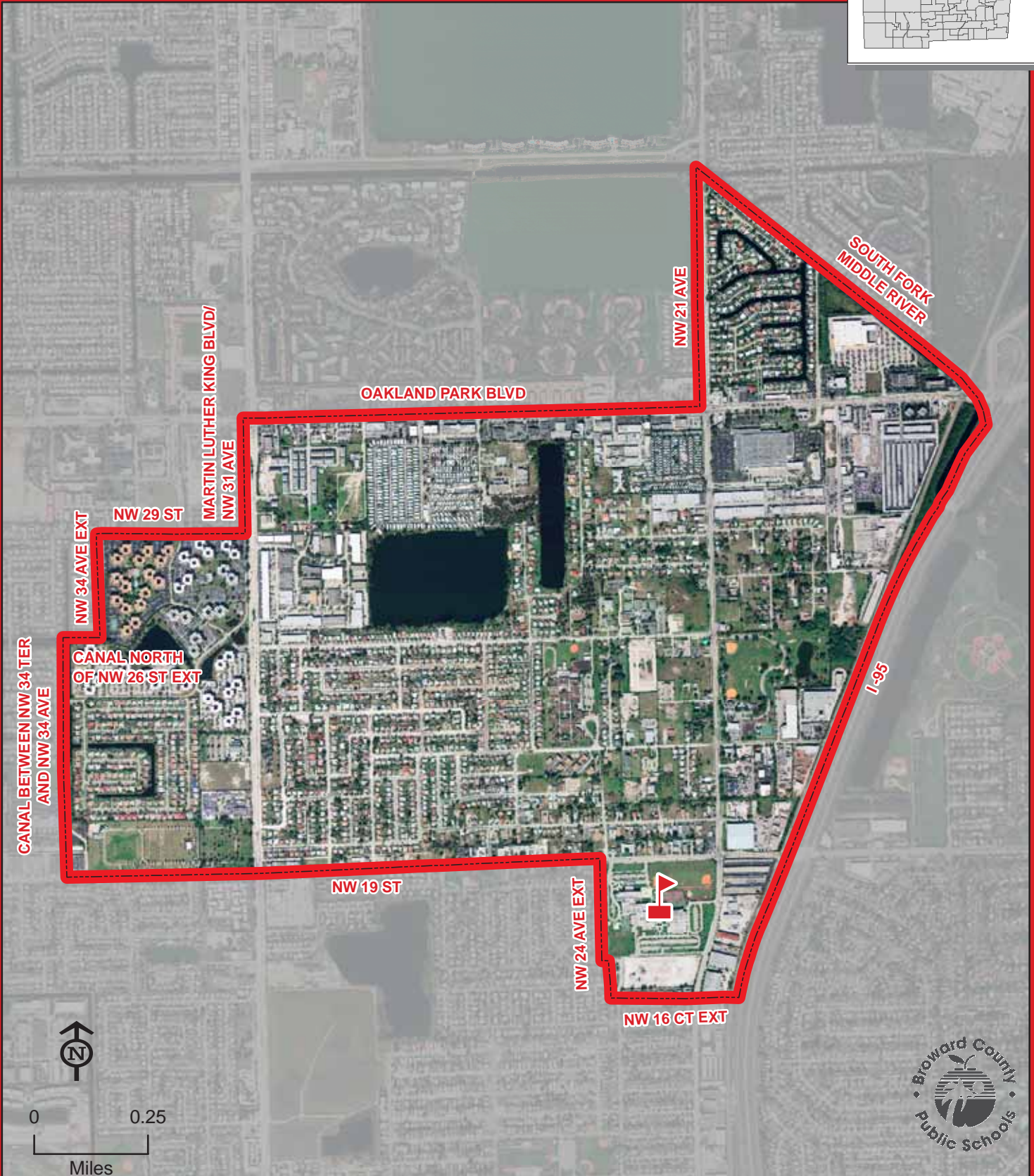
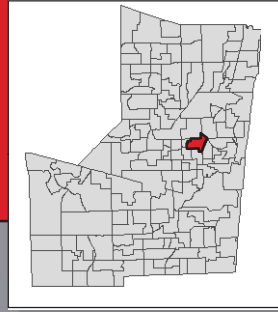
11450 RIVERSIDE DRIVE
CORAL SPRINGS, FLORIDA 33071
754-322-8250



THIS MAP IS FOR CONCEPTUAL PURPOSES ONLY AND SHOULD NOT BE USED FOR LEGAL BOUNDARY DETERMINATIONS

ROCK ISLAND ELEMENTARY SCHOOL

2350 NW 19 STREET
OAKLAND PARK, FLORIDA 33311
754-322-8300

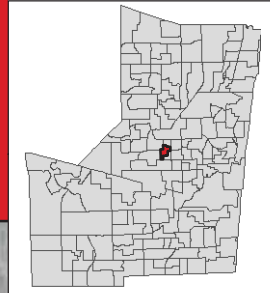


ROCK ISLAND

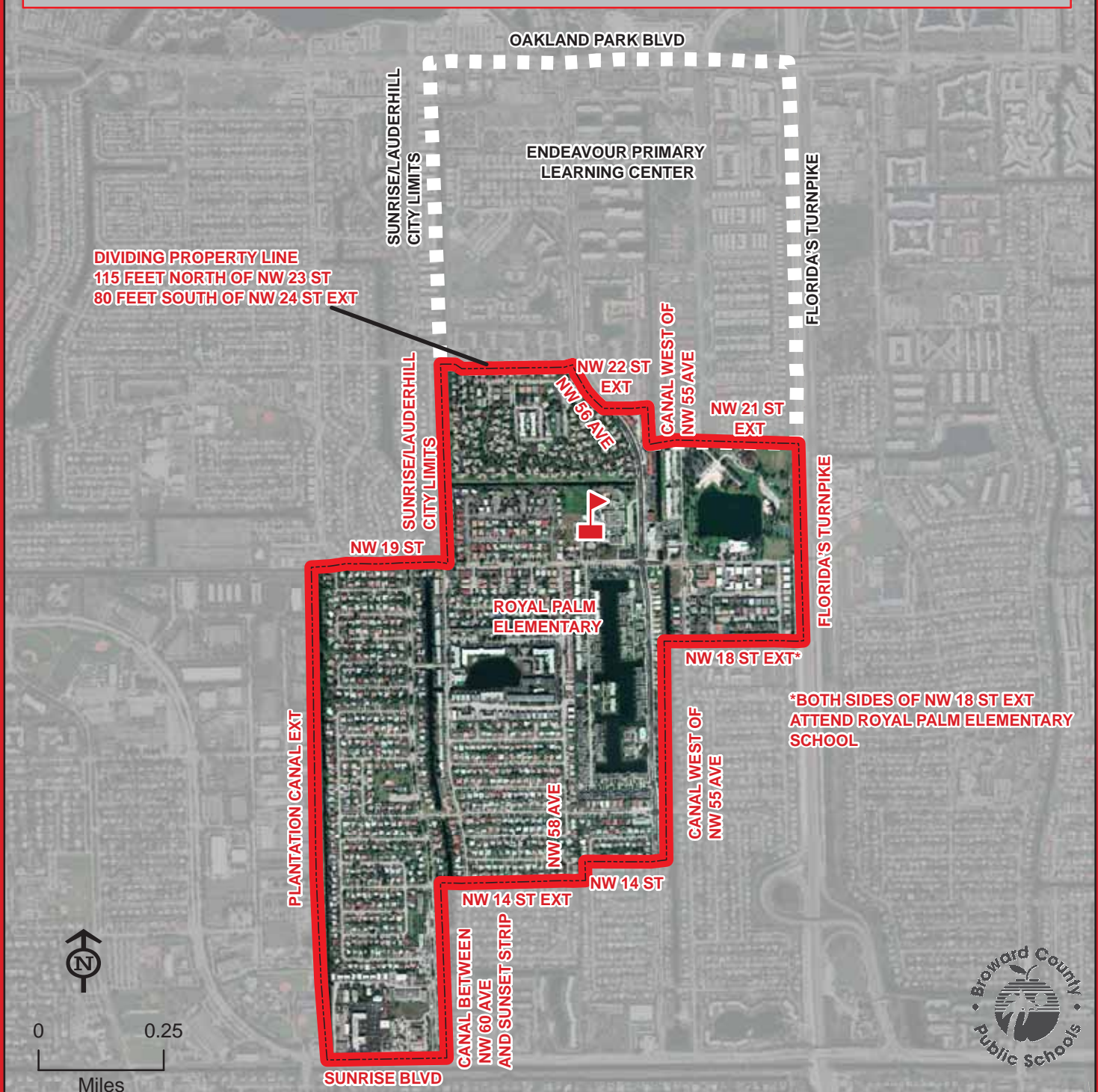
THIS MAP IS FOR CONCEPTUAL PURPOSES ONLY AND SHOULD NOT BE USED FOR LEGAL BOUNDARY DETERMINATIONS

ROYAL PALM ELEMENTARY SCHOOL

1951 NW 56 AVENUE
LAUDERHILL, FLORIDA 33313
754-322-8350



Kindergarten through third grade students residing within the Endeavour Primary Learning Center attendance area attend Endeavour Primary Learning Center. Fourth and fifth grade students residing within the Endeavour Primary Learning Center attendance area attend Royal Palm Elementary School.

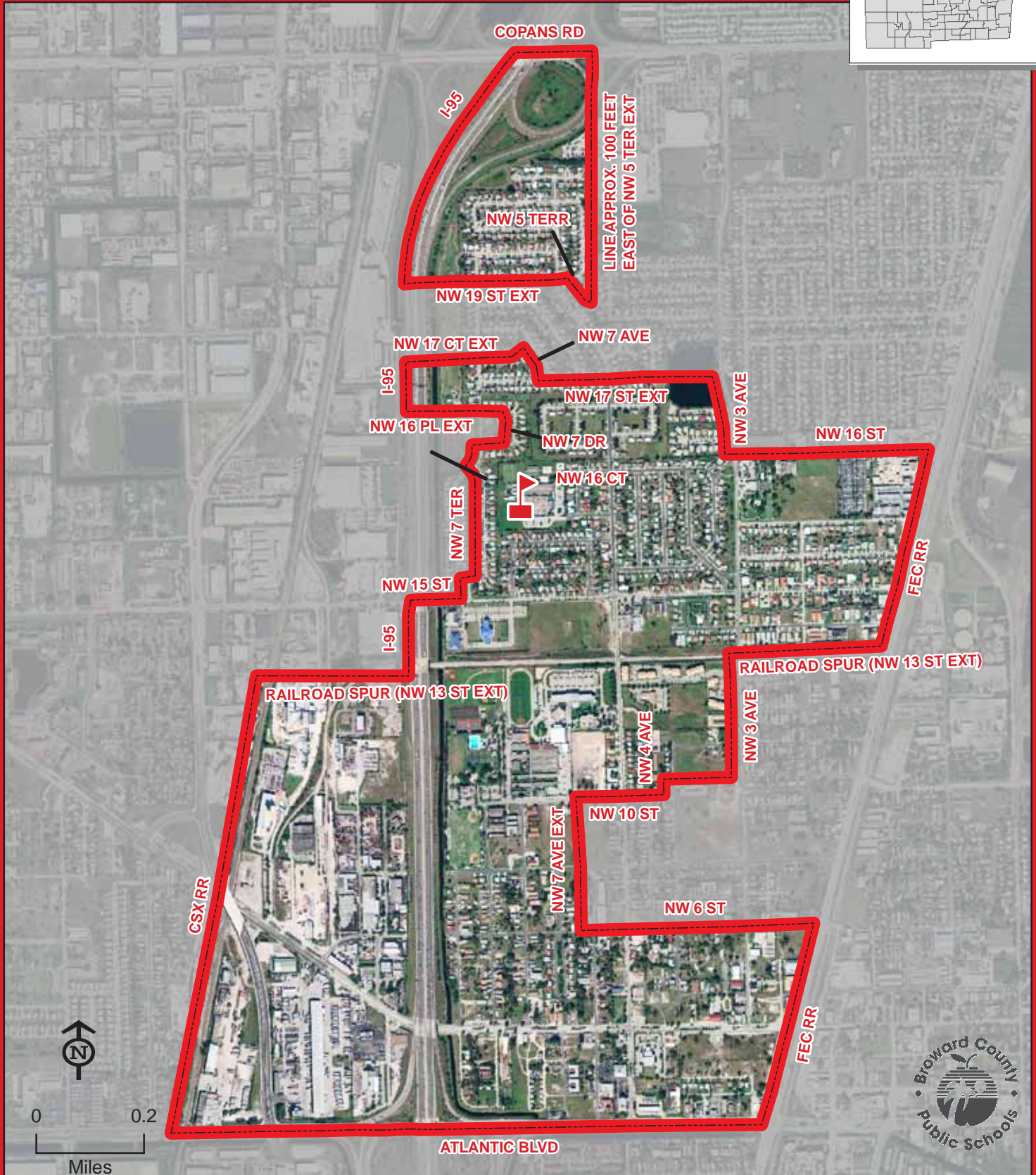
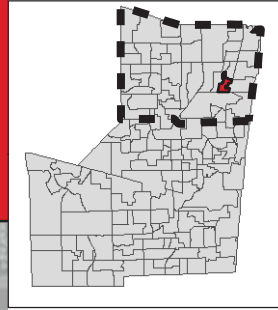


THIS MAP IS FOR CONCEPTUAL PURPOSES ONLY AND SHOULD NOT BE USED FOR LEGAL BOUNDARY DETERMINATIONS

SANDERS PARK ELEMENTARY SCHOOL

800 NW 16 STREET
POMPANO BEACH, FLORIDA 33060
754-322-8400

Magnet School
(Information on reverse side)



SANDERS PARK

THIS MAP IS FOR CONCEPTUAL PURPOSES ONLY AND SHOULD NOT BE USED FOR LEGAL BOUNDARY DETERMINATIONS

School Boundaries Department • www.browardschools.com • 754.321.2480

SANDERS PARK ELEMENTARY SCHOOL

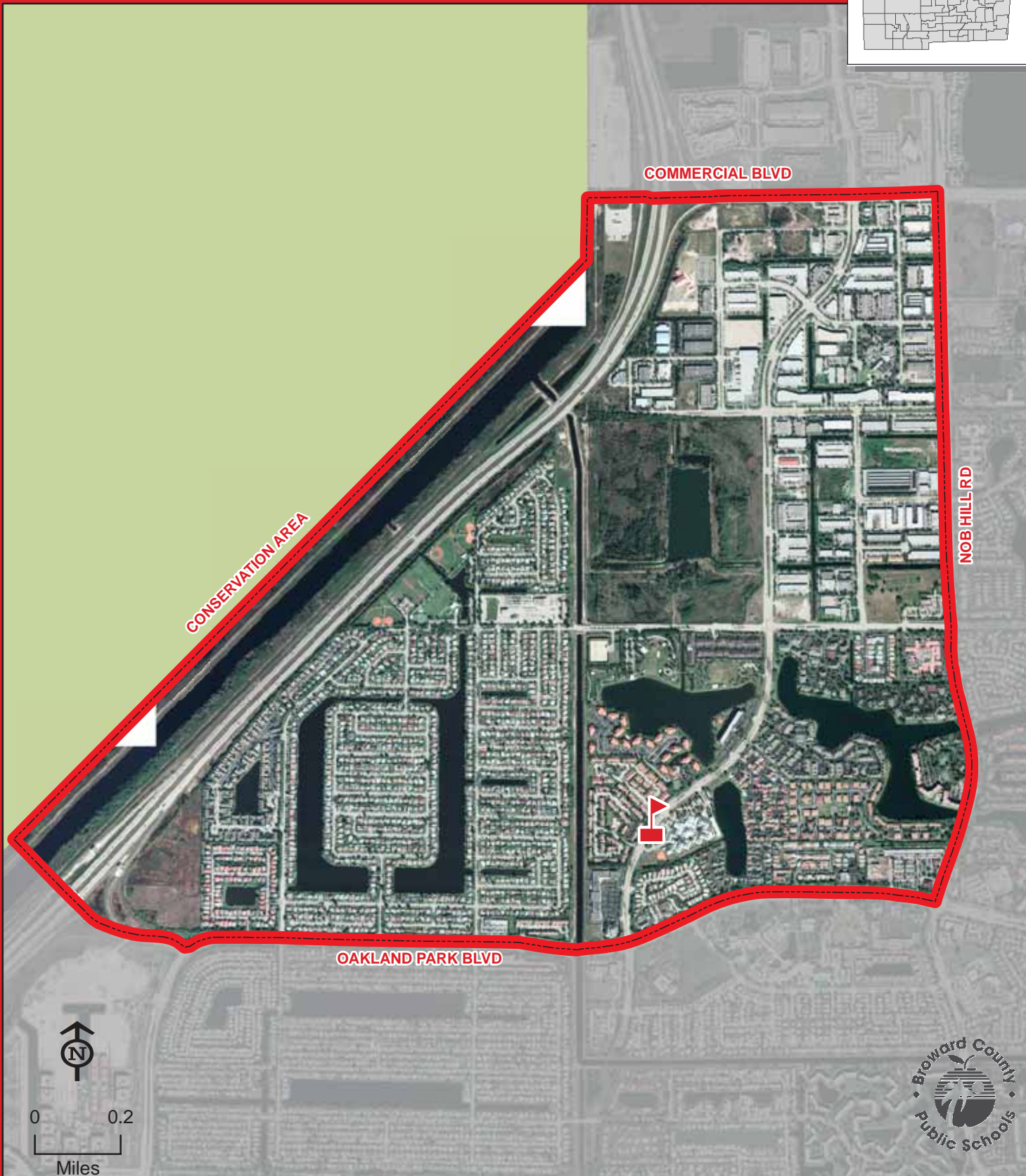
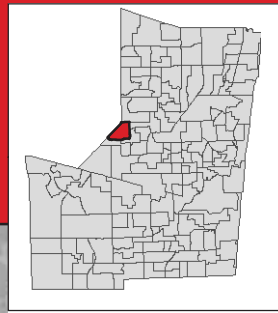
Magnet Program

COMMUNICATIONS & LANGUAGES:

Students residing within the Sanders Park attendance area automatically attend this school. Students residing north of Commercial Boulevard that meet the eligibility requirements may apply for admission to the Communications & Languages Program. Students will be admitted in accordance with the provisions of School Board Policy 5004.1. Application and deadline information is available online at www.browardschoolsmagnetprograms.com or through the Innovative Programs office at (754) 321-2380.

SANDPIPER ELEMENTARY SCHOOL

3700 HIATUS ROAD
SUNRISE, FLORIDA 33351
754-322-8450

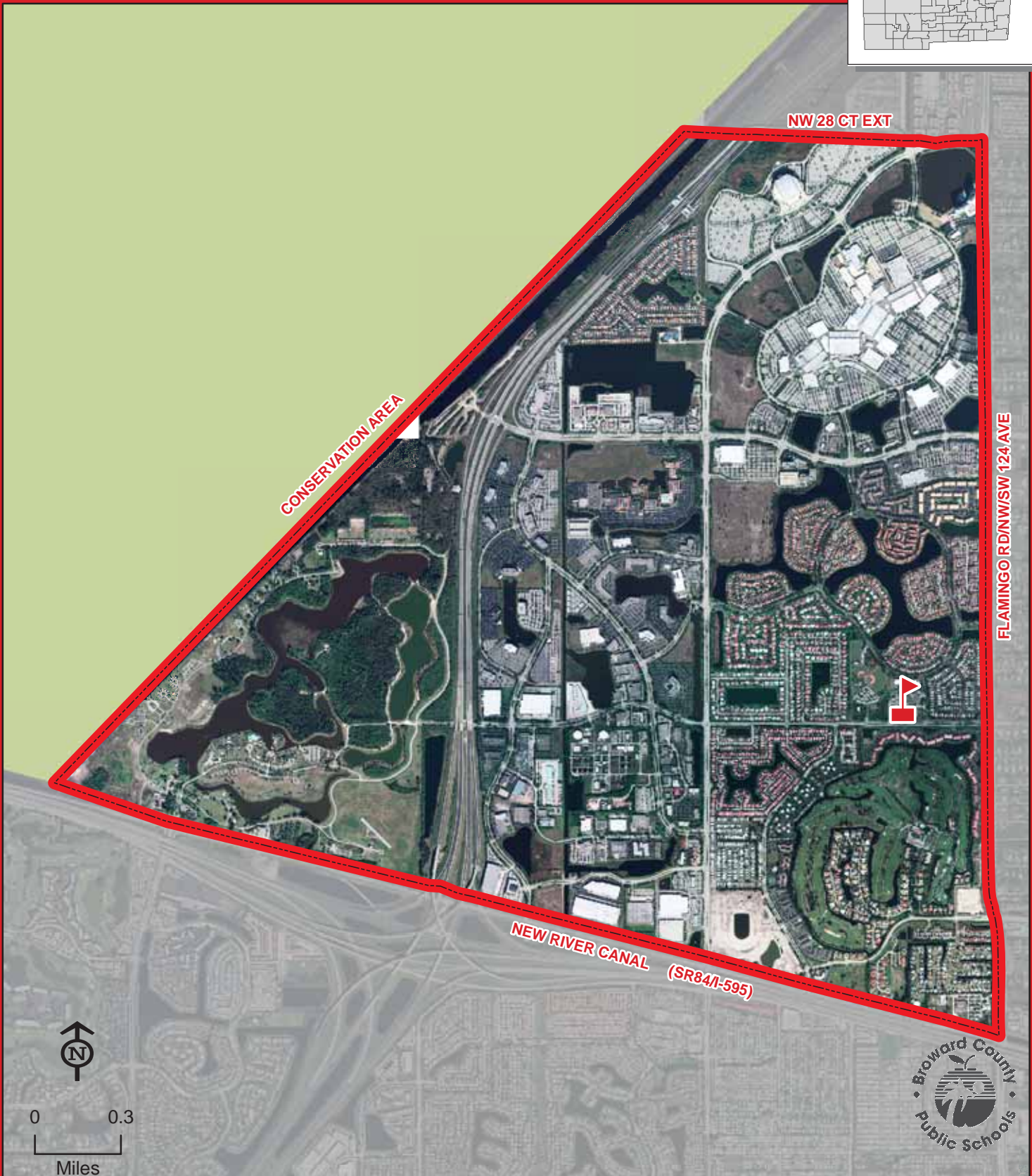
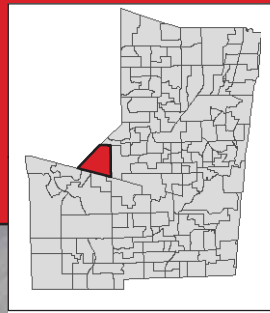


SANDPIPER

THIS MAP IS FOR CONCEPTUAL PURPOSES ONLY AND SHOULD NOT BE USED FOR LEGAL BOUNDARY DETERMINATIONS

SAWGRASS ELEMENTARY SCHOOL

12655 NW 8 STREET
SUNRISE, FLORIDA 33325
754-322-8500

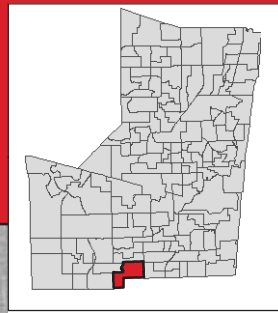


SAWGRASS

THIS MAP IS FOR CONCEPTUAL PURPOSES ONLY AND SHOULD NOT BE USED FOR LEGAL BOUNDARY DETERMINATIONS

SEA CASTLE ELEMENTARY SCHOOL

9600 MIRAMAR BOULEVARD
MIRAMAR, FLORIDA 33025
754-323-7250

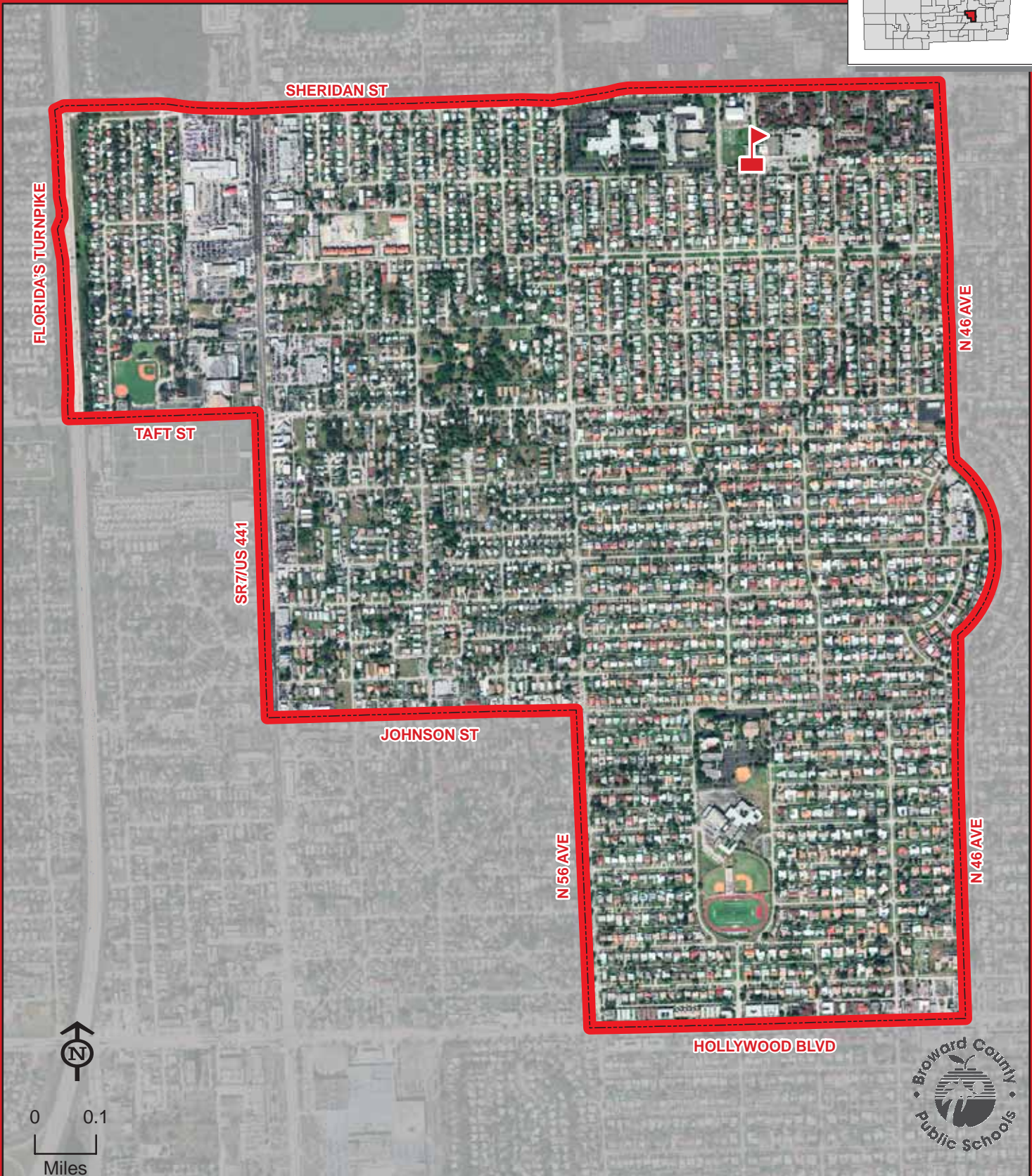
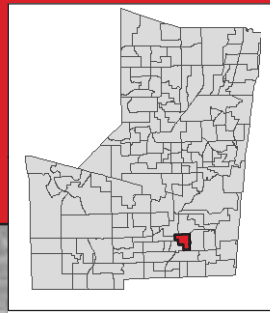


SEA CASTLE

THIS MAP IS FOR CONCEPTUAL PURPOSES ONLY AND SHOULD NOT BE USED FOR LEGAL BOUNDARY DETERMINATIONS

SHERIDAN HILLS ELEMENTARY SCHOOL

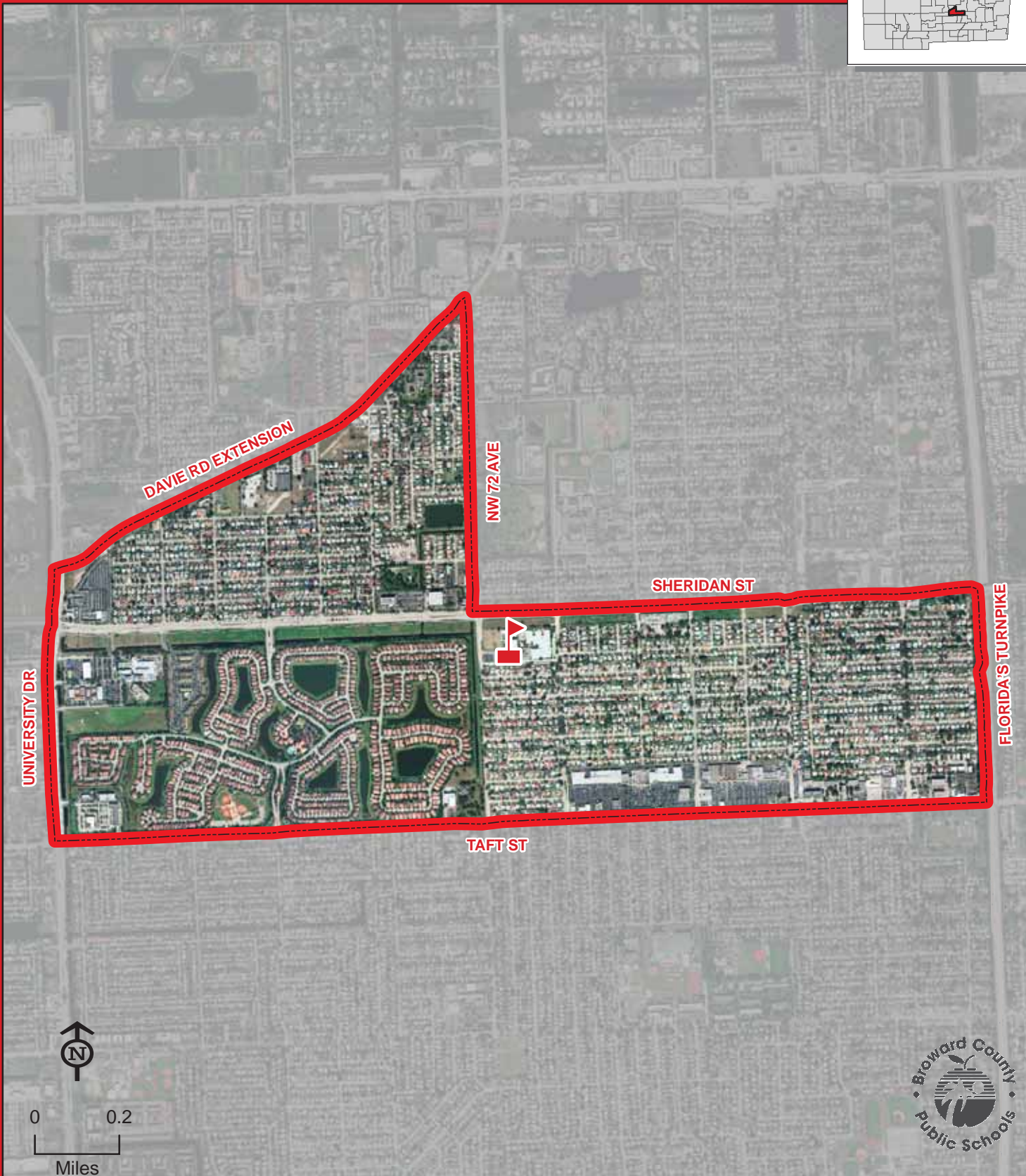
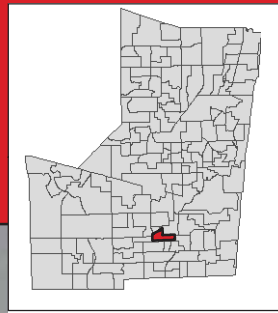
5001 THOMAS STREET
HOLLYWOOD, FLORIDA 33021
754-323-7300




THIS MAP IS FOR CONCEPTUAL PURPOSES ONLY AND SHOULD NOT BE USED FOR LEGAL BOUNDARY DETERMINATIONS

SHERIDAN PARK ELEMENTARY SCHOOL

2310 N 70 TERRACE
HOLLYWOOD, FLORIDA 33024
754-323-7350



SHERIDAN PARK

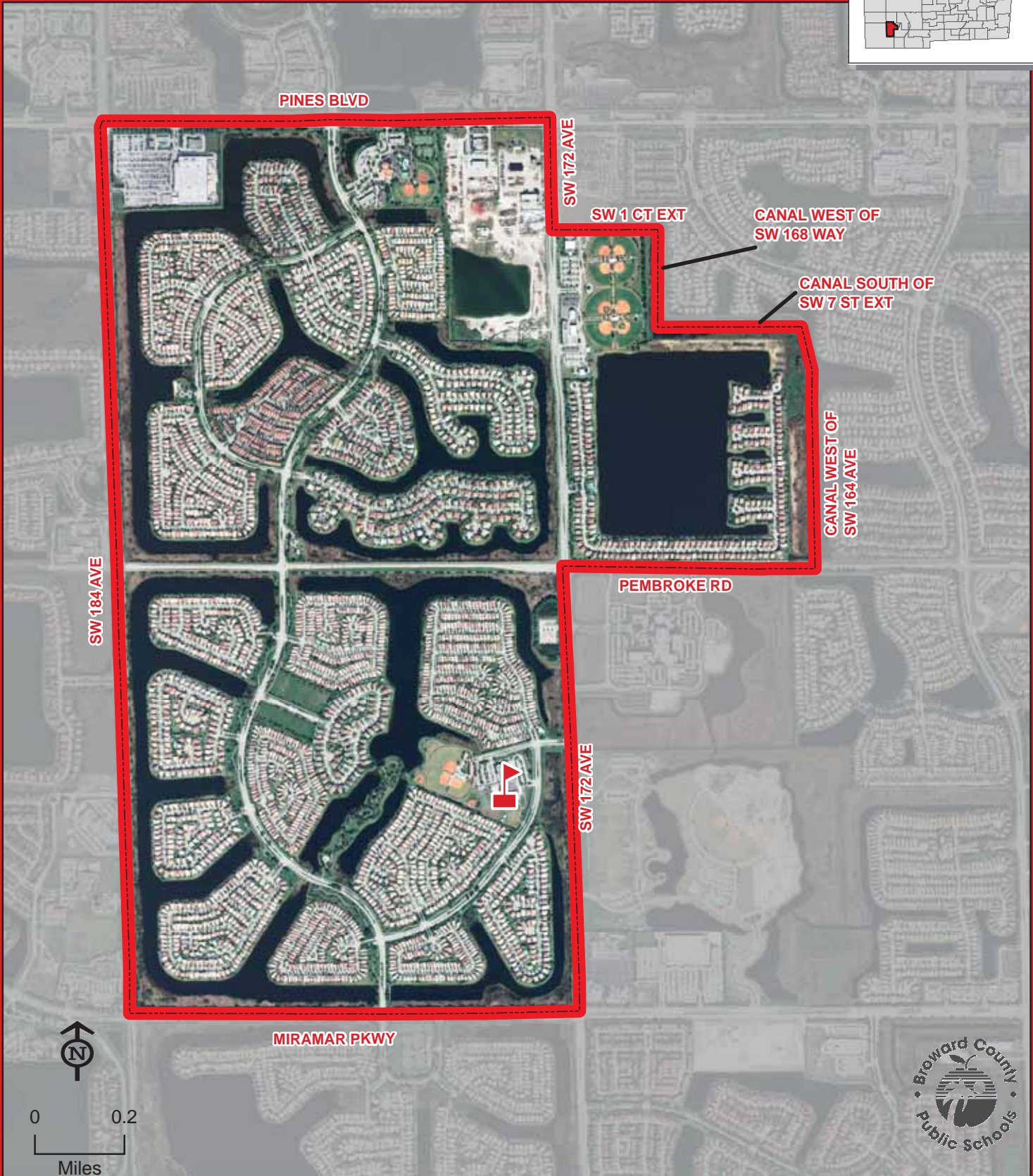
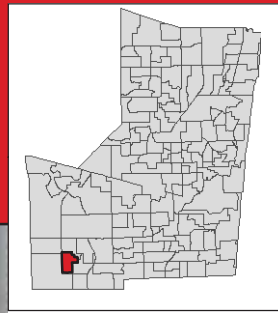


THIS MAP IS FOR CONCEPTUAL PURPOSES ONLY AND SHOULD NOT BE USED FOR LEGAL BOUNDARY DETERMINATIONS


School Boundaries Department • www.browardschools.com • 754.321.2480

SILVER LAKES ELEMENTARY SCHOOL

2300 SW 173 AVENUE
MIRAMAR, FLORIDA 33029
754-323-7400



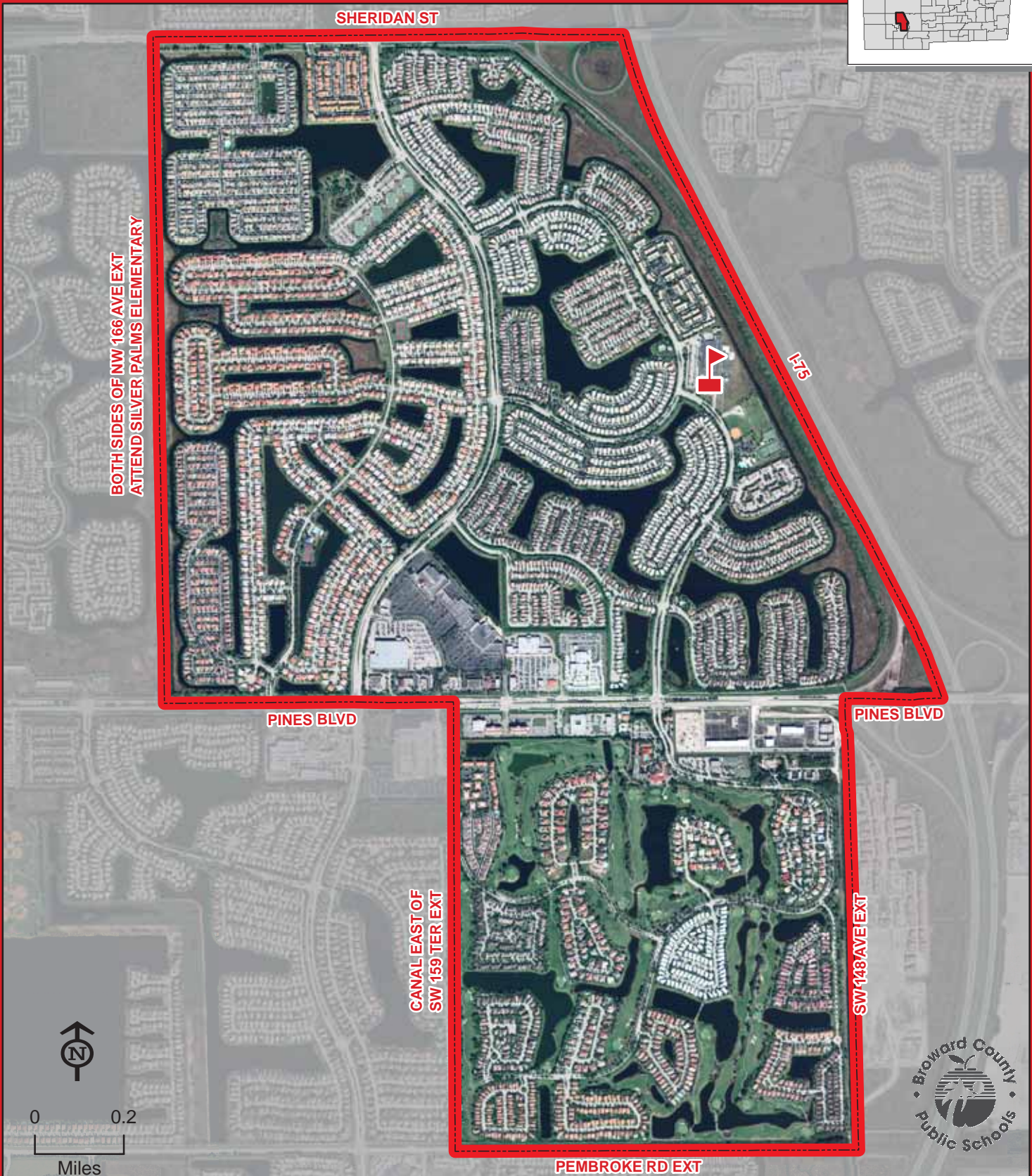
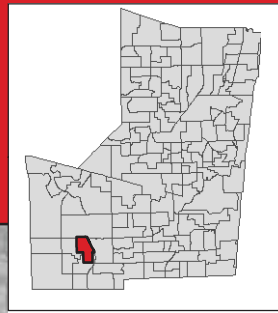
SILVER LAKES



THIS MAP IS FOR CONCEPTUAL PURPOSES ONLY AND SHOULD NOT BE USED FOR LEGAL BOUNDARY DETERMINATIONS

SILVER PALMS ELEMENTARY SCHOOL

1209 NW 155 AVENUE
PEMBROKE PINES, FLORIDA 33028
754-323-7450

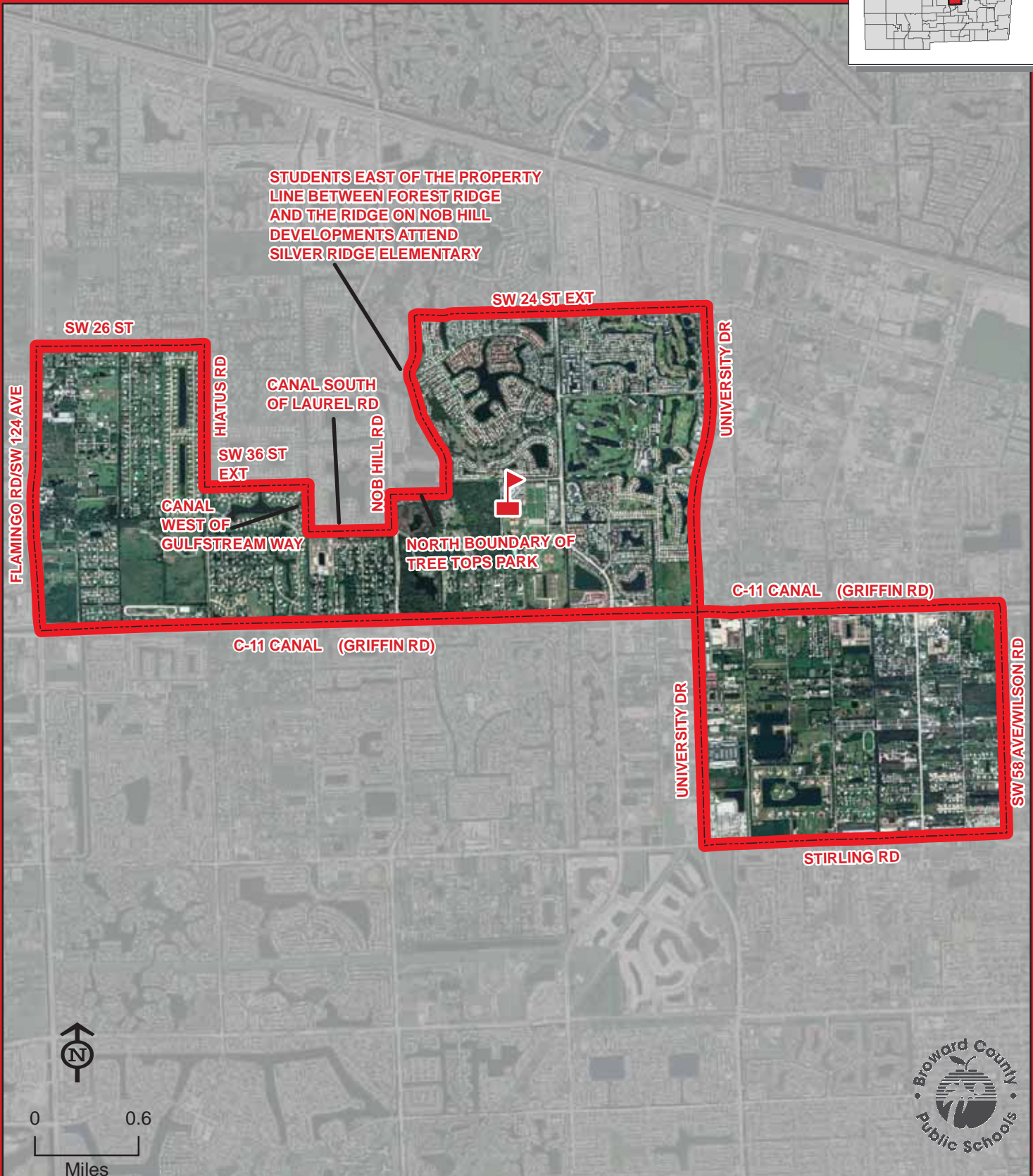
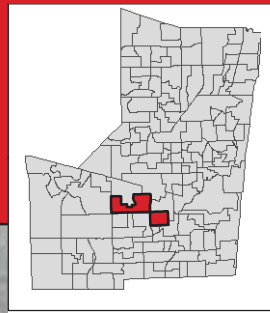


SILVER PALMS

THIS MAP IS FOR CONCEPTUAL PURPOSES ONLY AND SHOULD NOT BE USED FOR LEGAL BOUNDARY DETERMINATIONS

SILVER RIDGE ELEMENTARY SCHOOL

9100 SW 36 STREET
DAVIE, FLORIDA 33328
754-323-7500



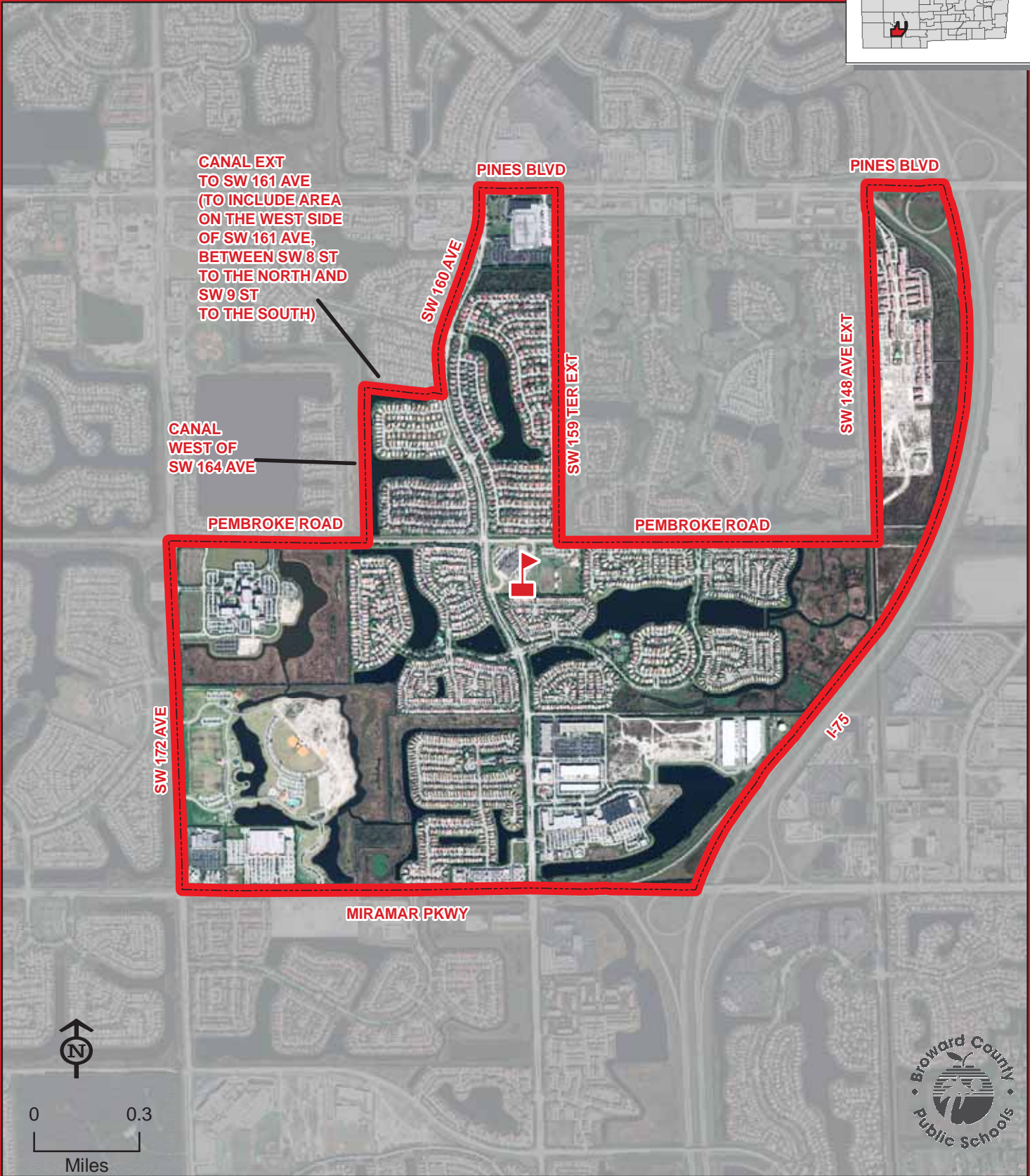
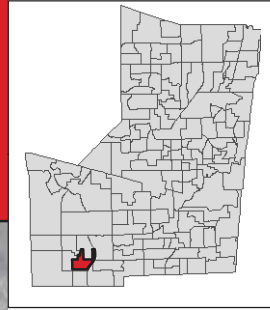
SILVER RIDGE



THIS MAP IS FOR CONCEPTUAL PURPOSES ONLY AND SHOULD NOT BE USED FOR LEGAL BOUNDARY DETERMINATIONS

SILVER SHORES ELEMENTARY SCHOOL

1701 SW 160 AVENUE
MIRAMAR, FLORIDA 33027
754-323-7550



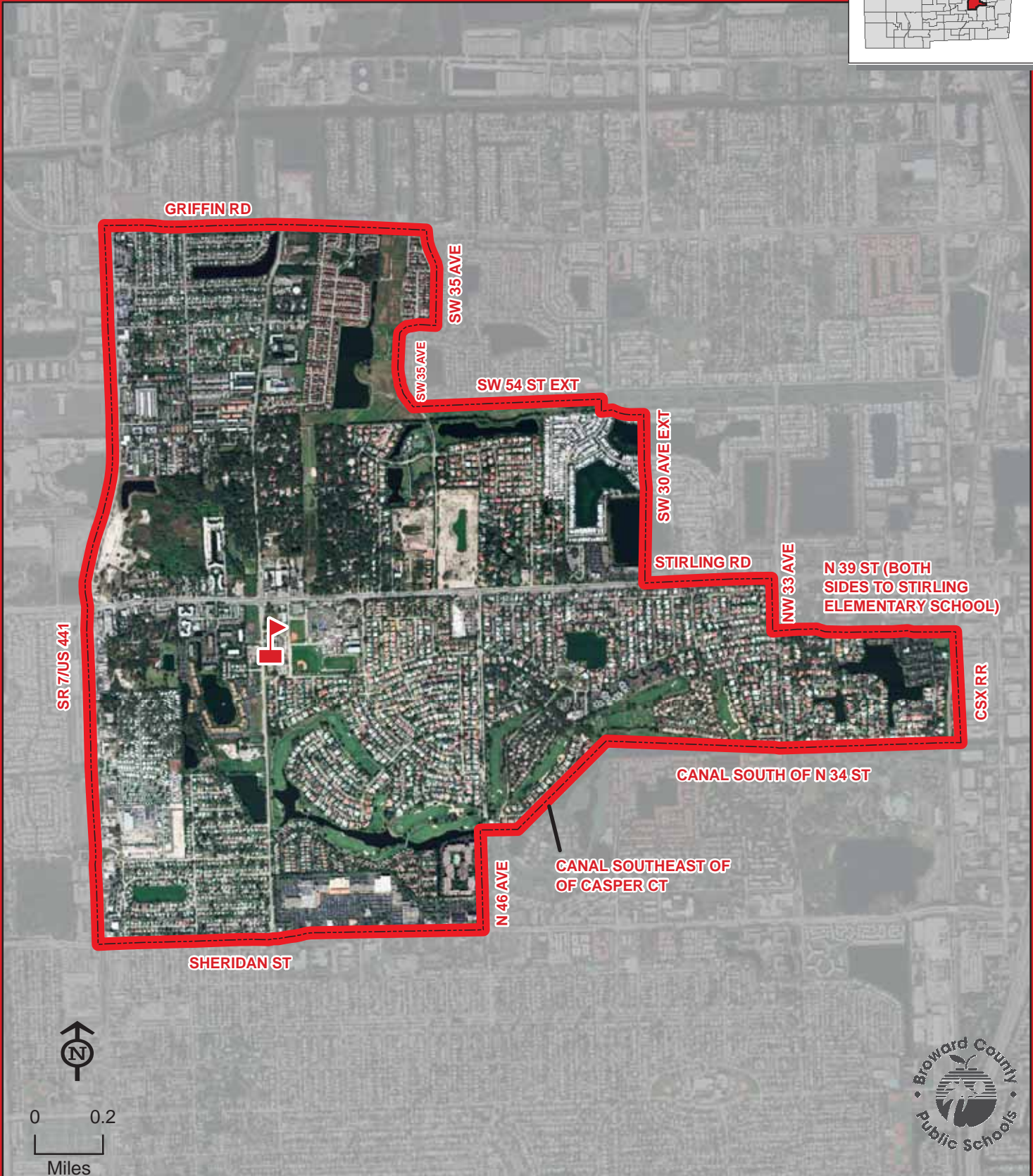
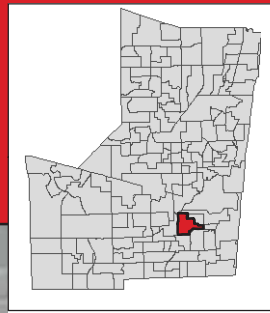
SILVER SHORES




THIS MAP IS FOR CONCEPTUAL PURPOSES ONLY AND SHOULD NOT BE USED FOR LEGAL BOUNDARY DETERMINATIONS

STIRLING ELEMENTARY SCHOOL

5500 STIRLING ROAD
HOLLYWOOD, FLORIDA 33021
754-323-7600



STIRLING

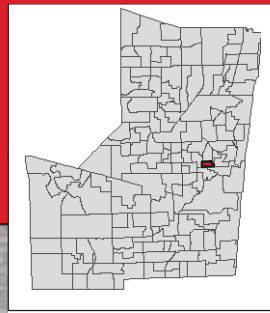


THIS MAP IS FOR CONCEPTUAL PURPOSES ONLY AND SHOULD NOT BE USED FOR LEGAL BOUNDARY DETERMINATIONS

School Boundaries Department • www.browardschools.com • 754.321.2480

SUNLAND PARK ELEMENTARY SCHOOL

919 NW 13 AVENUE
FORT LAUDERDALE, FLORIDA 33311
754-322-8550



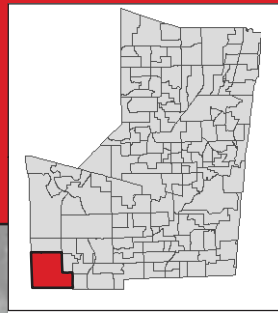
SUNLAND PARK

THIS MAP IS FOR CONCEPTUAL PURPOSES ONLY AND SHOULD NOT BE USED FOR LEGAL BOUNDARY DETERMINATIONS

School Boundaries Department • www.browardschools.com • 754.321.2480

SUNSET LAKES ELEMENTARY SCHOOL

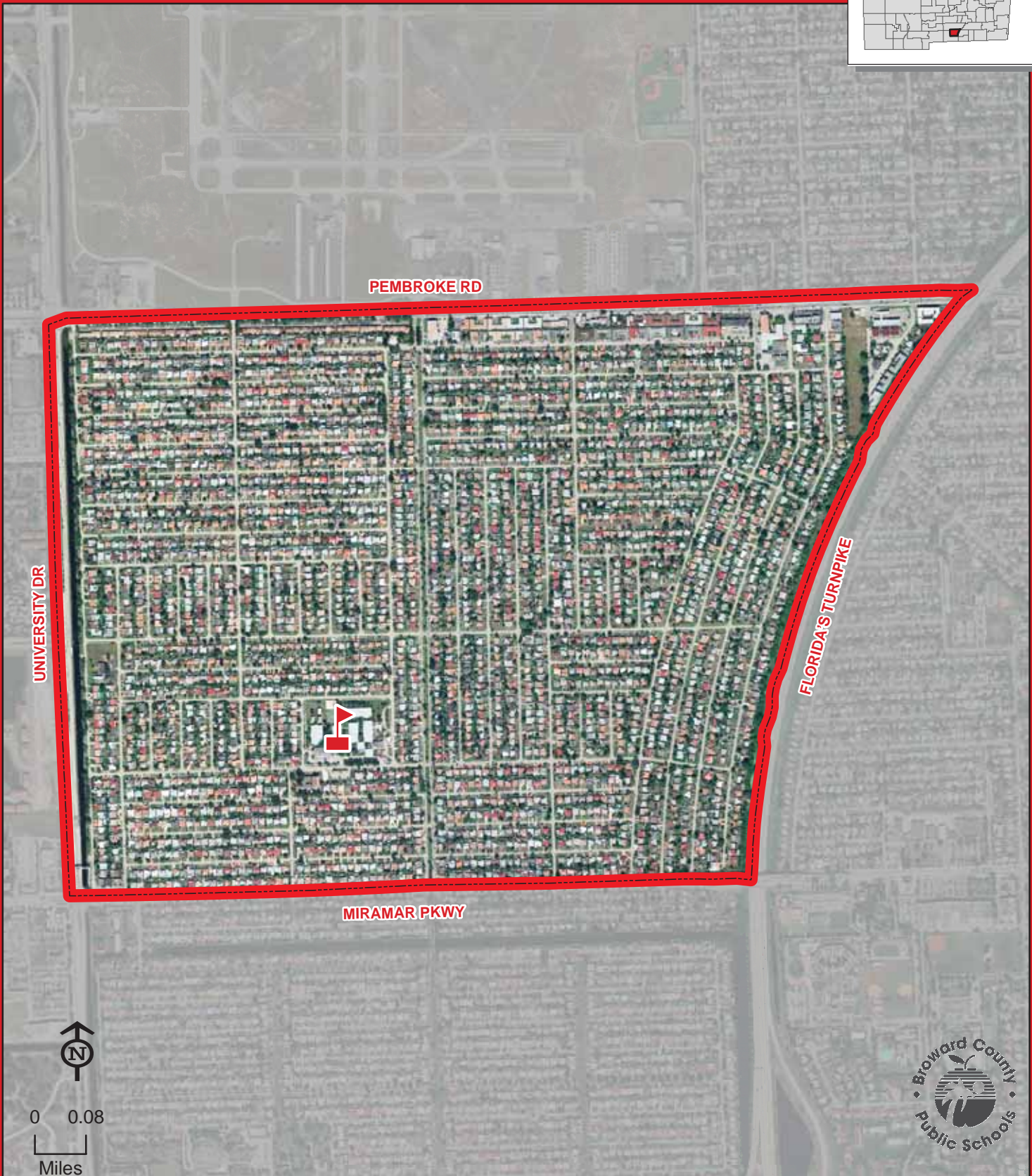
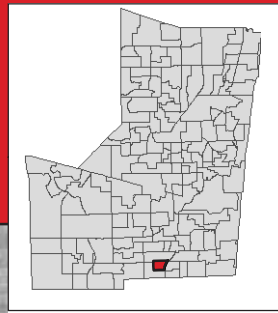
18400 SW 25 STREET
MIRAMAR, FLORIDA 33027
754-323-7650



THIS MAP IS FOR CONCEPTUAL PURPOSES ONLY AND SHOULD NOT BE USED FOR LEGAL BOUNDARY DETERMINATIONS

SUNSHINE ELEMENTARY SCHOOL

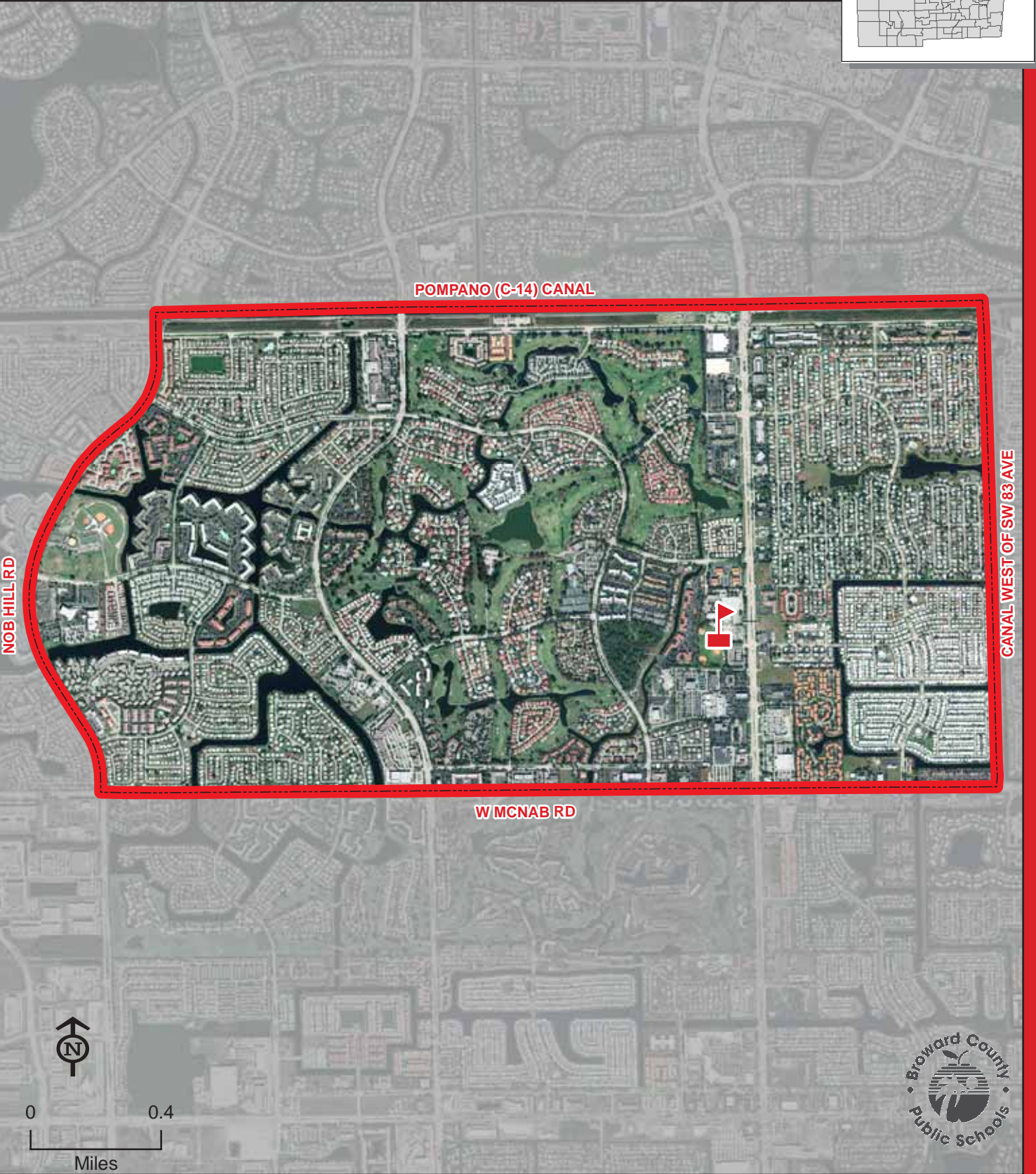
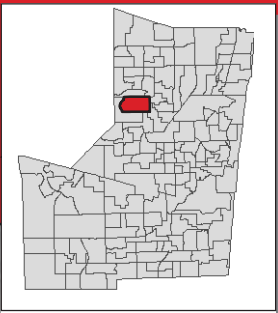
7737 W LASALLE BOULEVARD
MIRAMAR, FLORIDA 33023
754-323-7700



THIS MAP IS FOR CONCEPTUAL PURPOSES ONLY AND SHOULD NOT BE USED FOR LEGAL BOUNDARY DETERMINATIONS

TAMARAC ELEMENTARY SCHOOL

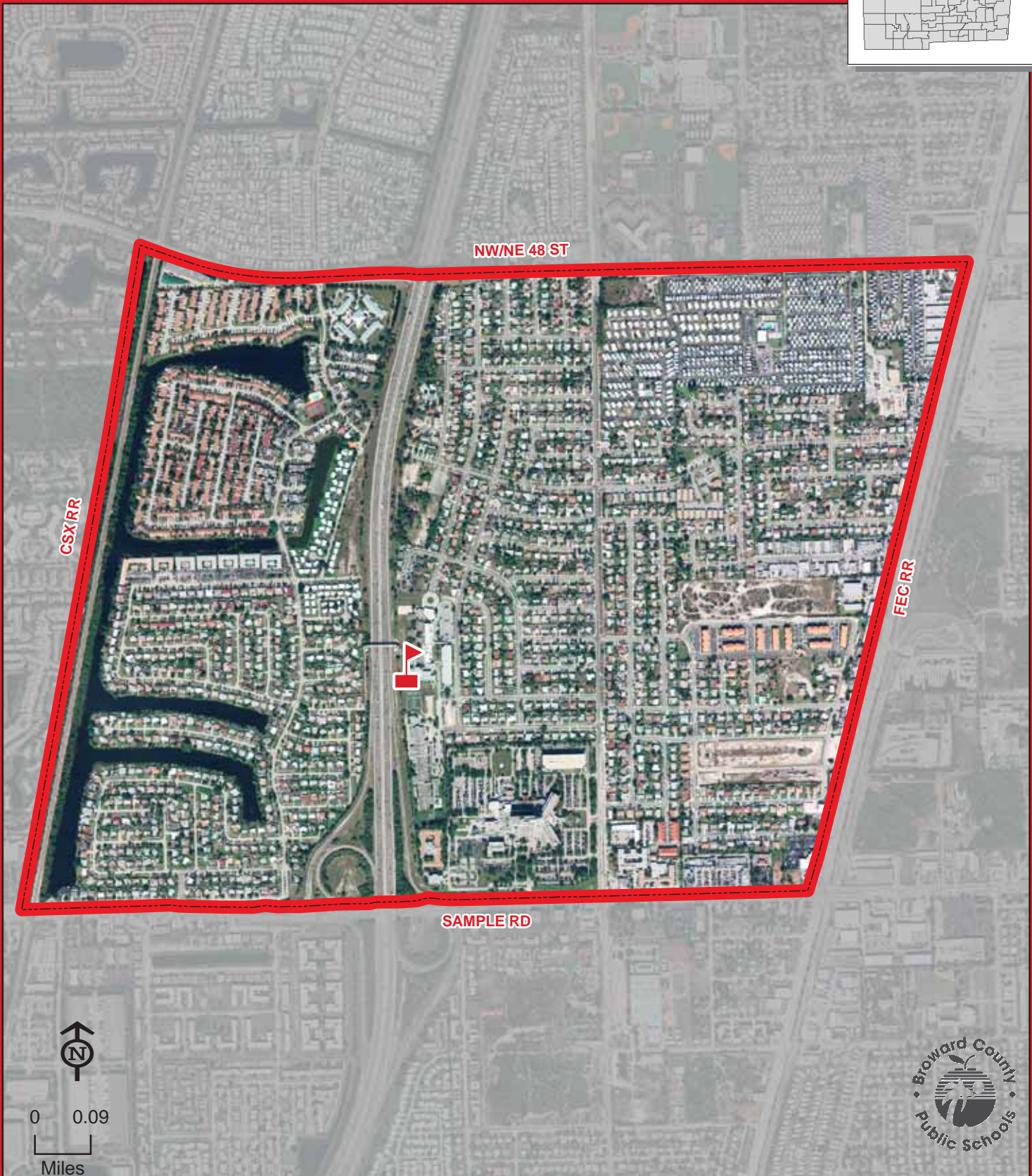
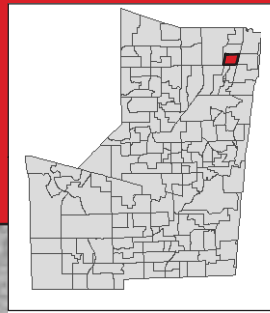
7601 N UNIVERSITY DRIVE
TAMARAC, FLORIDA 33321
754-322-8600



THIS MAP IS FOR CONCEPTUAL PURPOSES ONLY AND SHOULD NOT BE USED FOR LEGAL BOUNDARY DETERMINATIONS

TEDDER ELEMENTARY SCHOOL

4157 NE 1 TERRACE
POMPANO BEACH, FLORIDA 33064
754-322-8650

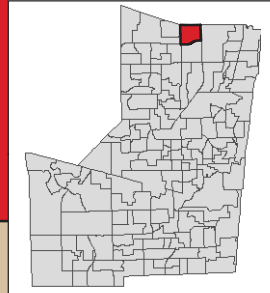


TEDDER

THIS MAP IS FOR CONCEPTUAL PURPOSES ONLY AND SHOULD NOT BE USED FOR LEGAL BOUNDARY DETERMINATIONS

TRADEWINDS ELEMENTARY SCHOOL

5400 JOHNSON ROAD
COCONUT CREEK, FLORIDA 33073
754-322-8700



BROWARD/ PALM BEACH COUNTY LINE

SR 7/US 441


FLORIDA'S TURNPIKE

TRADEWINDS

SAWGRASS EXPY



0 0.2
Miles

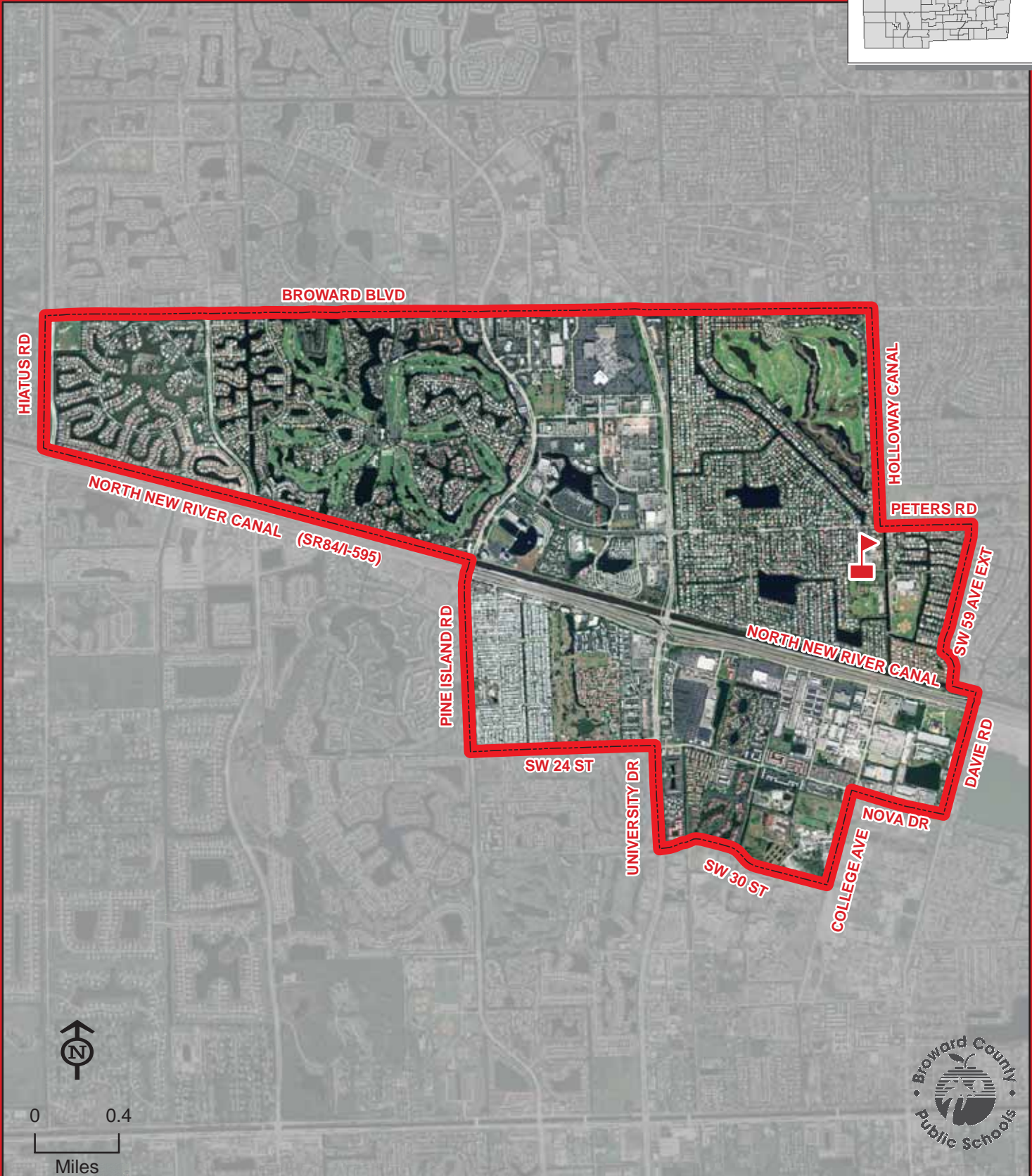
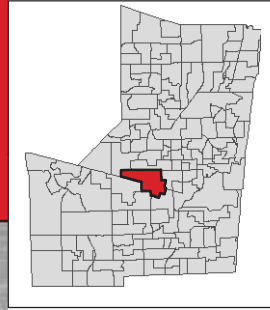


THIS MAP IS FOR CONCEPTUAL PURPOSES ONLY AND SHOULD NOT BE USED FOR LEGAL BOUNDARY DETERMINATIONS


School Boundaries Department • www.browardschools.com • 754.321.2480

TROPICAL ELEMENTARY SCHOOL

1500 SW 66 AVENUE
PLANTATION, FLORIDA 33317
754-323-7750



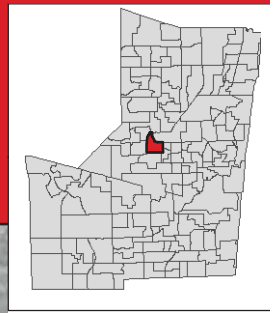
0 0.4
Miles



THIS MAP IS FOR CONCEPTUAL PURPOSES ONLY AND SHOULD NOT BE USED FOR LEGAL BOUNDARY DETERMINATIONS

VILLAGE ELEMENTARY SCHOOL

2100 NW 70 AVENUE
SUNRISE, FLORIDA 33313
754-322-8750



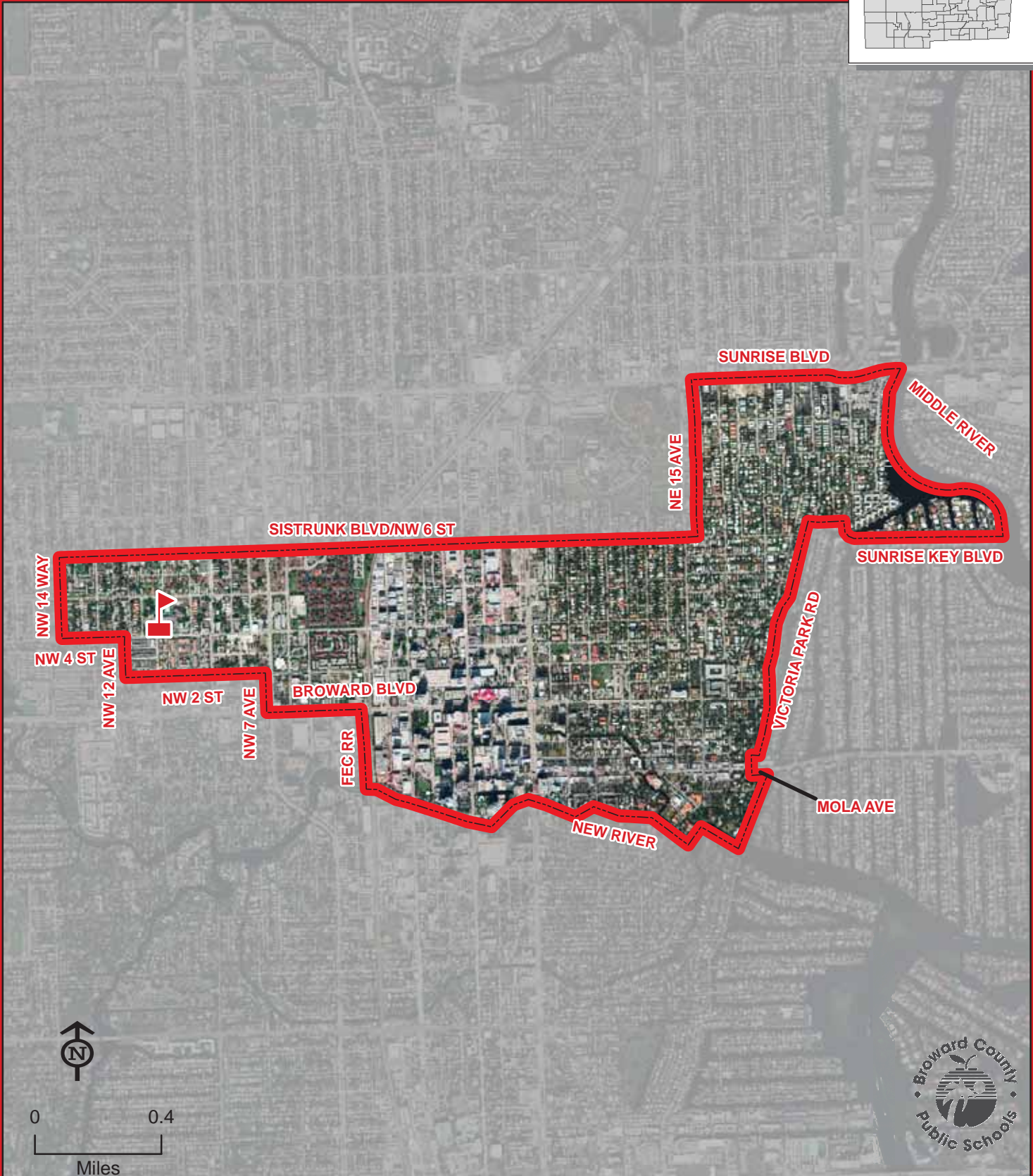
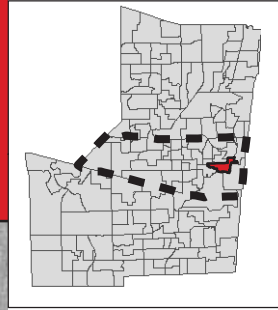
VILLAGE

THIS MAP IS FOR CONCEPTUAL PURPOSES ONLY AND SHOULD NOT BE USED FOR LEGAL BOUNDARY DETERMINATIONS

WALKER ELEMENTARY SCHOOL

1001 NW 4 STREET
FORT LAUDERDALE, FLORIDA 33311
754-322-8800

Magnet School
(Information on reverse side)



WALKER

THIS MAP IS FOR CONCEPTUAL PURPOSES ONLY AND SHOULD NOT BE USED FOR LEGAL BOUNDARY DETERMINATIONS

School Boundaries Department • www.browardschools.com • 754.321.2480

WALKER ELEMENTARY SCHOOL

Magnet Program

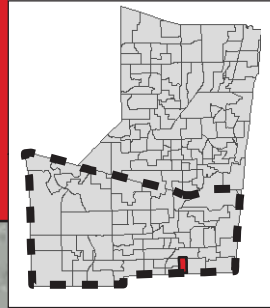
PERFORMING & VISUAL ARTS:

Students residing within the Walker Elementary attendance area automatically attend this school. Students residing south of Oakland Park Boulevard and north of Interstate 595 that meet the eligibility requirements may apply for admission to the Performing & Visual Arts Program and receive transportation in accordance with Transportation Policy. Students will be admitted in accordance with the provisions of School Board Policy 5004.1. Application and deadline information is available online at www.browardschoolsmagnetprograms.com or through the Innovative Programs office at (754) 321-2380.

WATKINS ELEMENTARY SCHOOL

3520 SW 52 AVENUE
HOLLYWOOD, FLORIDA 33023
754-323-7800

Magnet School
(Information on reverse side)



NOTE: Watkins Elementary has a year-round, single track educational calendar.
Contact the school for more information.

PEMBROKE RD

SR 7/US 441


SW 52 AVE

WATKINS

BROWARD/MIAMI-DADE COUNTY LINE



0 0.1
Miles



THIS MAP IS FOR CONCEPTUAL PURPOSES ONLY AND SHOULD NOT BE USED FOR LEGAL BOUNDARY DETERMINATIONS

School Boundaries Department • www.browardschools.com • 754.321.2480

WATKINS ELEMENTARY SCHOOL

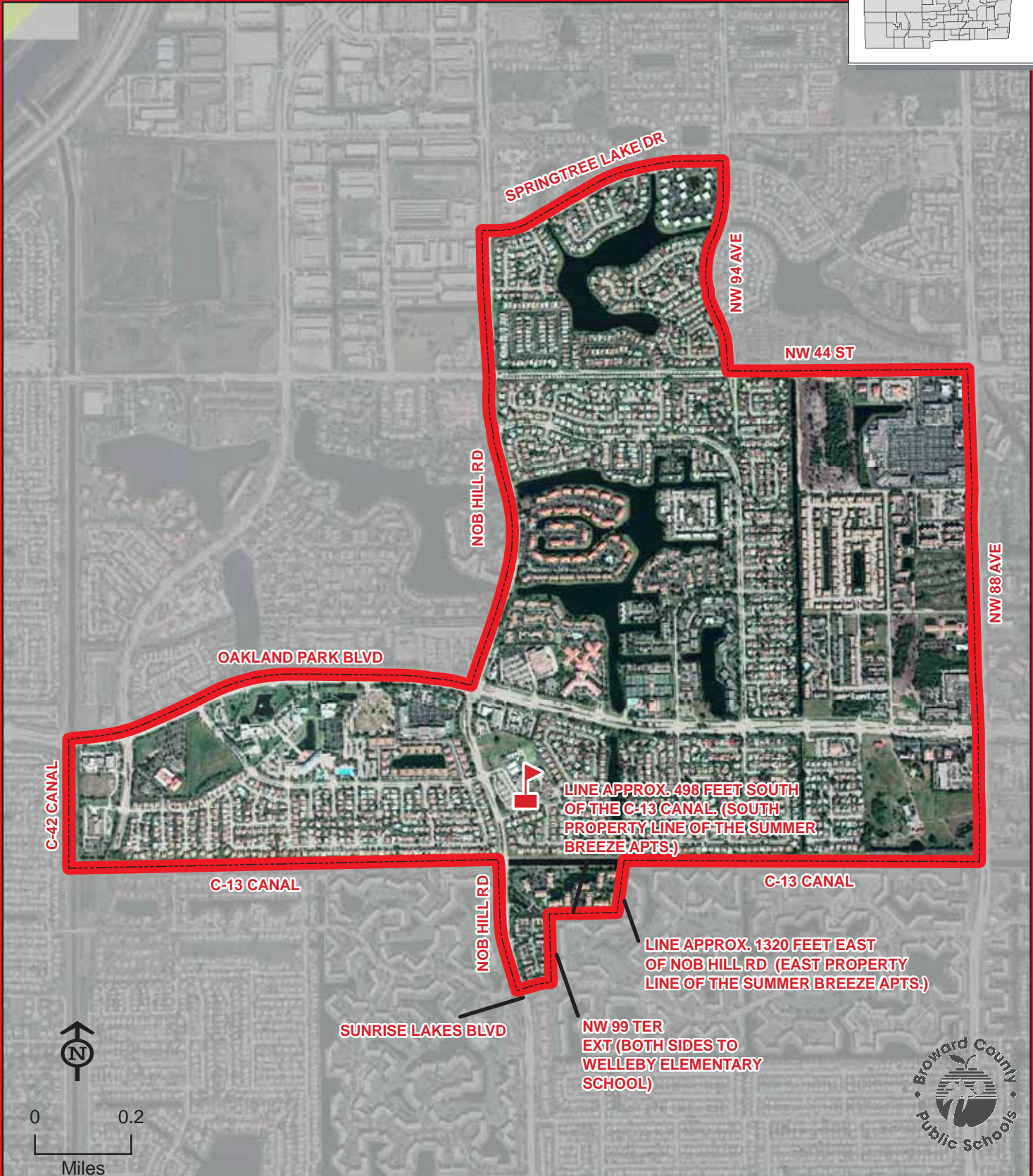
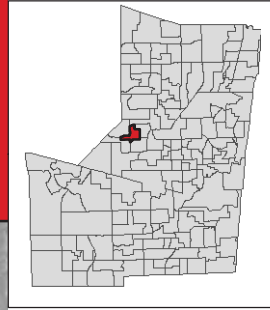
Magnet Program

COMMUNICATIONS & LANGUAGES:

Students residing within the Watkins Elementary attendance area automatically attend this school. Students residing south of State Road 84 that meet the eligibility requirements may apply for admission to the Communications & Languages Program and receive transportation in accordance with Transportation Policy. Students will be admitted in accordance with the provisions of School Board Policy 5004.1. Application and deadline information is available online at www.browardschoolsmagnetprograms.com or through the Innovative Programs office at (754) 321-2380.

WELLEBY ELEMENTARY SCHOOL

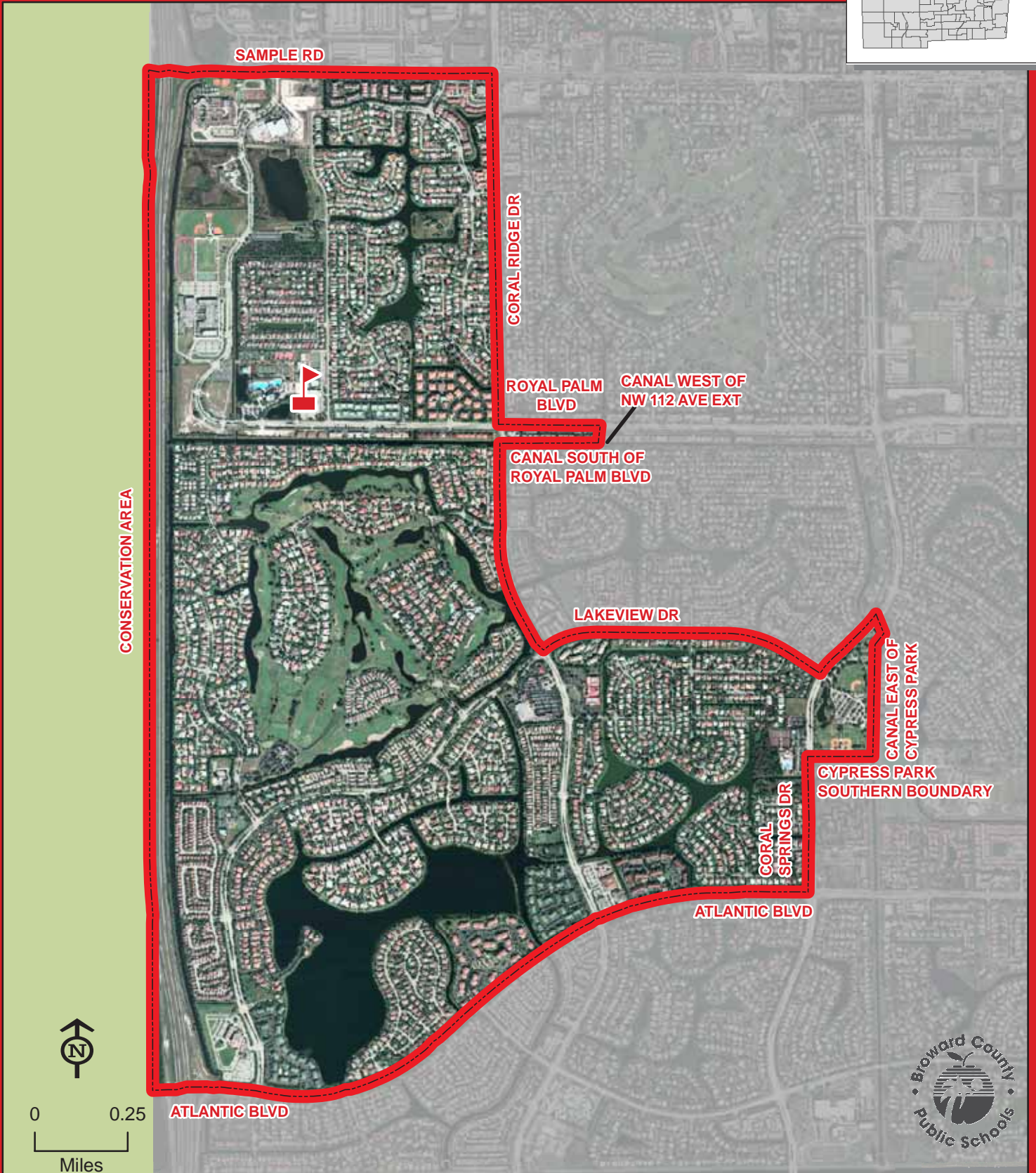
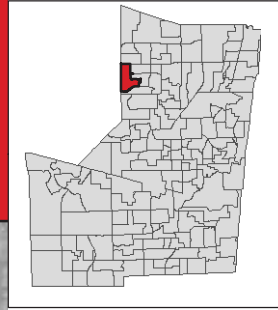
3230 NOB HILL ROAD
SUNRISE, FLORIDA 33351
754-322-8850



THIS MAP IS FOR CONCEPTUAL PURPOSES ONLY AND SHOULD NOT BE USED FOR LEGAL BOUNDARY DETERMINATIONS

WESTCHESTER ELEMENTARY SCHOOL

12405 ROYAL PALM BOULEVARD
CORAL SPRINGS, FLORIDA 33065
754-322-8900

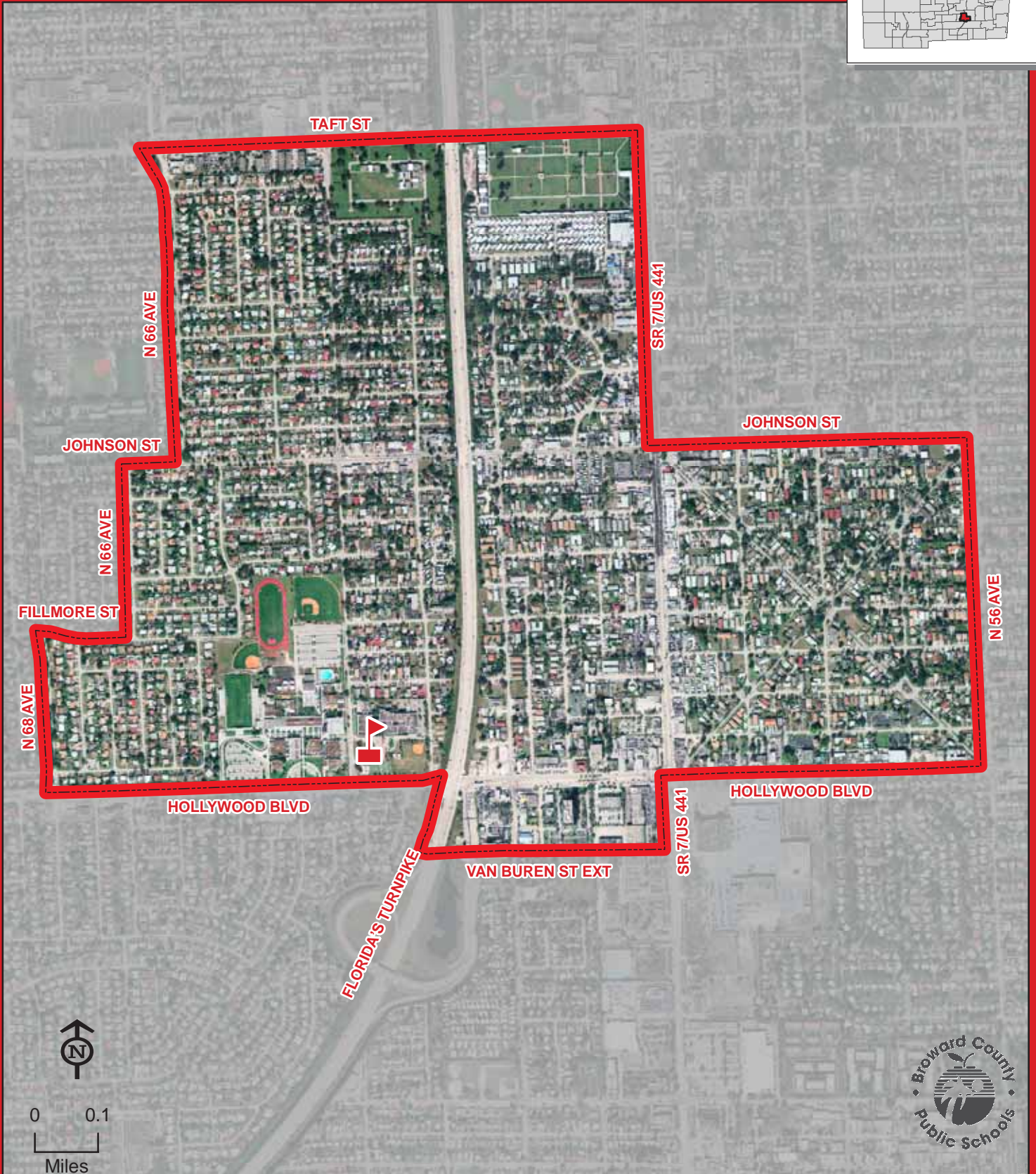
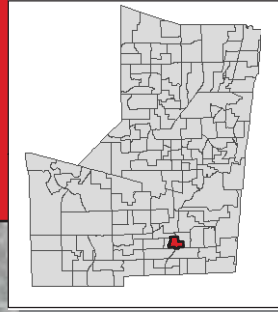


WESTCHESTER

THIS MAP IS FOR CONCEPTUAL PURPOSES ONLY AND SHOULD NOT BE USED FOR LEGAL BOUNDARY DETERMINATIONS

WEST HOLLYWOOD ELEMENTARY SCHOOL

6301 HOLLYWOOD BOULEVARD
HOLLYWOOD, FLORIDA 33024
754-323-7850



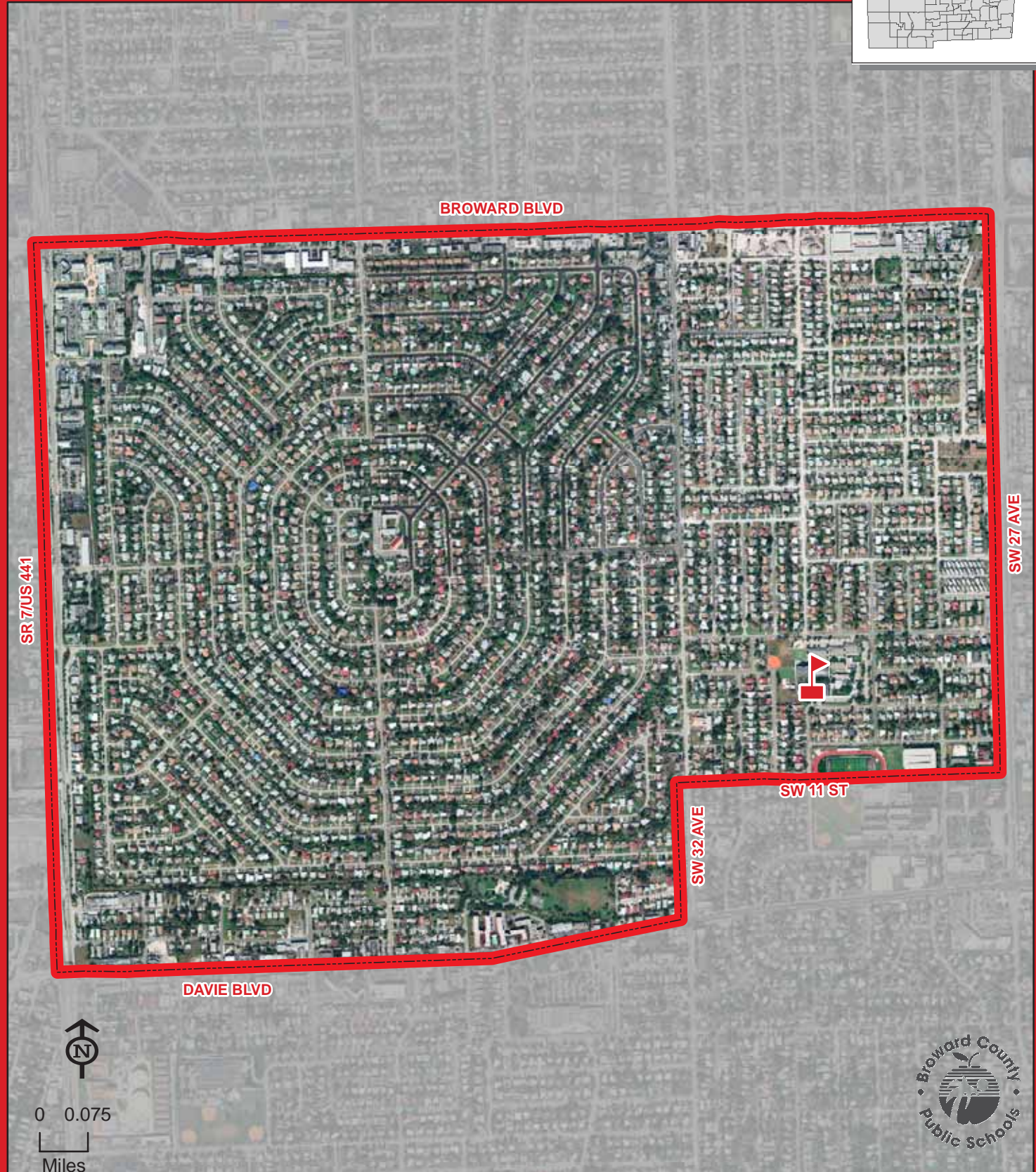
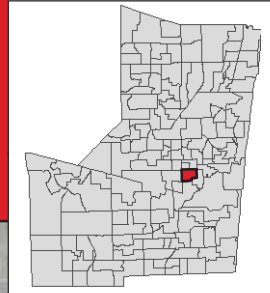
WEST HOLLYWOOD

THIS MAP IS FOR CONCEPTUAL PURPOSES ONLY AND SHOULD NOT BE USED FOR LEGAL BOUNDARY DETERMINATIONS

School Boundaries Department • www.browardschools.com • 754.321.2480

WESTWOOD HEIGHTS ELEMENTARY SCHOOL

2861 SW 9 STREET
FORT LAUDERDALE, FLORIDA 33312
754-323-7900



WESTWOOD HEIGHTS

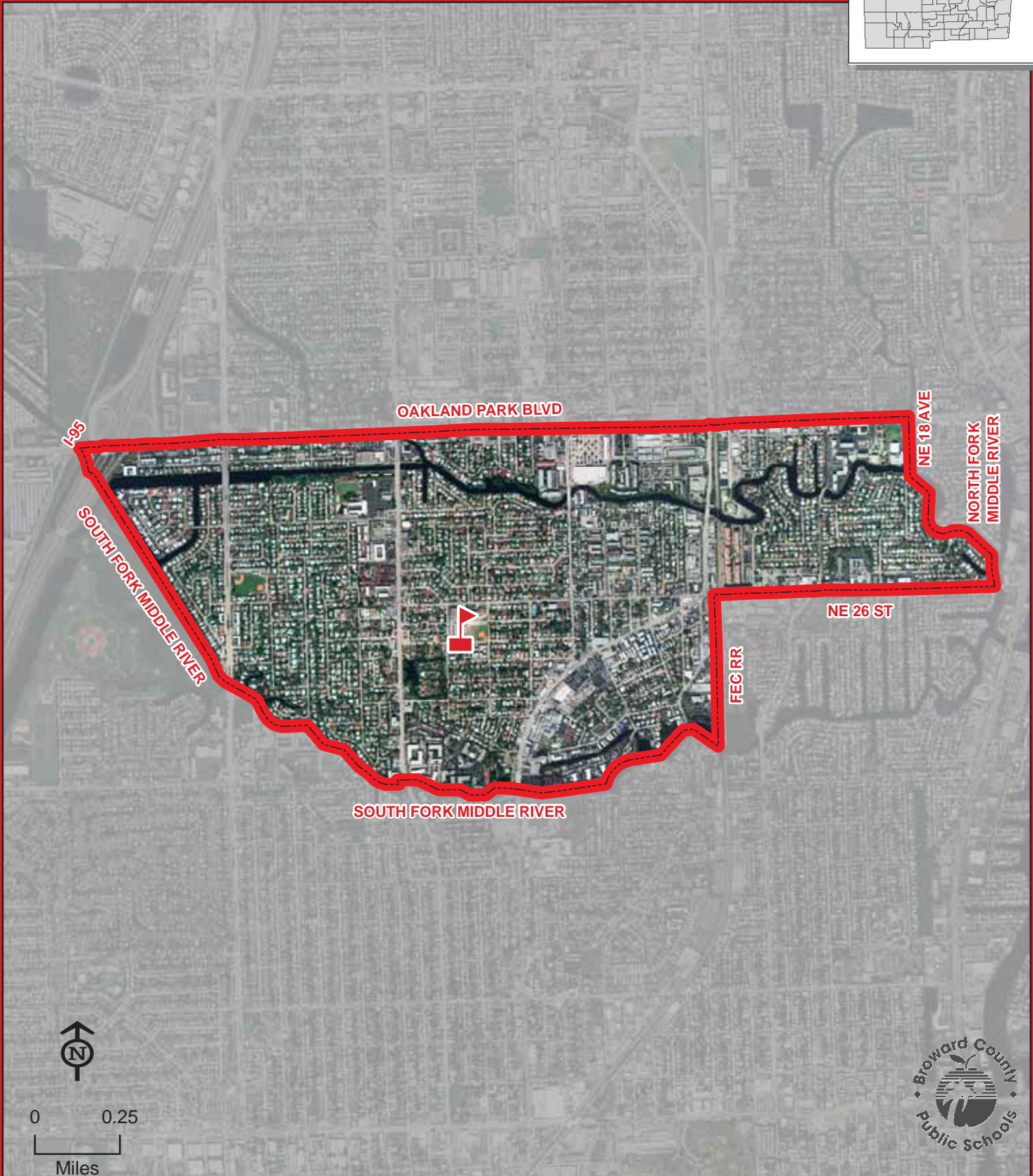
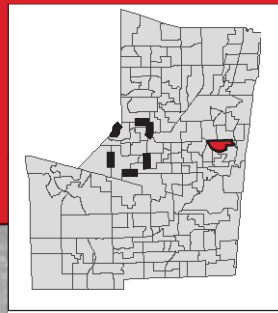
THIS MAP IS FOR CONCEPTUAL PURPOSES ONLY AND SHOULD NOT BE USED FOR LEGAL BOUNDARY DETERMINATIONS

School Boundaries Department • www.browardschools.com • 754.321.2480

WILTON MANORS ELEMENTARY SCHOOL

2401 NE 3 AVENUE
FORT LAUDERDALE, FLORIDA 33305
754-322-8950

Magnet School
(Information on reverse side)



WILTON MANORS

THIS MAP IS FOR CONCEPTUAL PURPOSES ONLY AND SHOULD NOT BE USED FOR LEGAL BOUNDARY DETERMINATIONS

School Boundaries Department • www.browardschools.com • 754.321.2480

WILTON MANORS ELEMENTARY SCHOOL

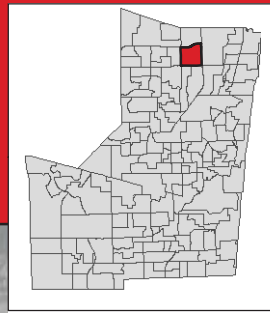
Magnet Program

PRIMARY YEARS PROGRAM (PYP)/INTERNATIONAL BACCALAUREATE:

Students residing within the Wilton Manors Elementary attendance area automatically attend this school. Students residing west of University Drive, east of Flamingo Road, north of Broward Boulevard, and south of Commercial Boulevard that meet the eligibility requirements may apply for admission to the PYP Program and receive transportation in accordance with Transportation Policy. Students will be admitted in accordance with the provisions of School Board Policy 5004.1. Application and deadline information is available online at www.browardschoolsmagnetprograms.com or through the Innovative Programs office at (754) 321-2380.

WINSTON PARK ELEMENTARY SCHOOL

4000 WINSTON PARK BOULEVARD
COCONUT CREEK, FLORIDA 33073
754-322-9000



WINSTON PARK

THIS MAP IS FOR CONCEPTUAL PURPOSES ONLY AND SHOULD NOT BE USED FOR LEGAL BOUNDARY DETERMINATIONS

School Boundaries Department • www.browardschools.com • 754.321.2480

101 NE 11 AVENUE
FORT LAUDERDALE, FLORIDA 33301
754-322-9050

Choice Area Magnet School

(Information on reverse side)



Map incorporating changes for the 2010-11 school year

NW 19TH ST
NW 13TH ST
NW 9TH AVE
W SUNRISE BLVD
NW 6TH ST
NW 7TH AVE
W BROWARD BLVD
SW 2ND ST
DAVIE BLVD
SW 9TH AVE
SW 4TH AVE
SR84

NE 15TH AVE
NE 13TH ST
E SUNRISE BLVD
N FEDERAL HWY
NE 20TH AVE
MIDDLE RIVER
SUNRISE KEY BLVD
VICTORIA PARK RD
MOLA AVE
NEW RIVER
E LAS OLAS BLVD
E BROWARD BLVD
SE 17TH ST
SE 24TH ST
EISENHOWER BLVD
SEABREEZE BLVD
ATLANTIC BLVD
BAYVIEW DR
N ANDREWS AVE
FEC RR
S ANDREWS AVE
S FEDERAL HWY
E V DR

0 0.4 Miles

Broward County Public Schools

YOUNG, VIRGINIA S.



THIS MAP IS FOR CONCEPTUAL PURPOSES ONLY AND SHOULD NOT BE USED FOR LEGAL BOUNDARY DETERMINATIONS

YOUNG, VIRGINIA S. ELEMENTARY SCHOOL

Choice Area Description

Reserve 150 choice seats for prekindergarten through fifth grade students in the community surrounding Virginia Shuman Young Elementary School defined as east of FEC Railroad, south of Sunrise Boulevard, west of Middle River, north of Sunrise Key Boulevard, west of Victoria Park Road/Mola Avenue, and north of the New River.

Students residing south of Interstate 595 currently attending Virginia Shuman Young Elementary School may continue in the program or may apply to attend new School C Montessori. Students residing south of Interstate 595 matriculating in theme from elementary to middle will have a priority to receive a middle level seat at new School C Montessori if their application is received prior to the Magnet Program application deadline.

Magnet Program

MONTESSORI:

Students residing north of Interstate 595 that meet the eligibility requirements may apply for admission to the Montessori Program and receive transportation in accordance with Transportation Policy. Students will be admitted in accordance with the provisions of School Board Policy 5004.1. Application and deadline information is available online at www.browardschoolsmagnetprograms.com or through the Innovative Programs office at (754) 321-2380.

III. BOARD AGENDA ITEM 2 PROPOSED MIDDLE SCHOOL ATTENDANCE AREAS

The School Board of Broward County, Florida will vote on all middle school attendance areas for the 2010-11 school year as a separate agenda item.

SUPPORTING DOCUMENTATION

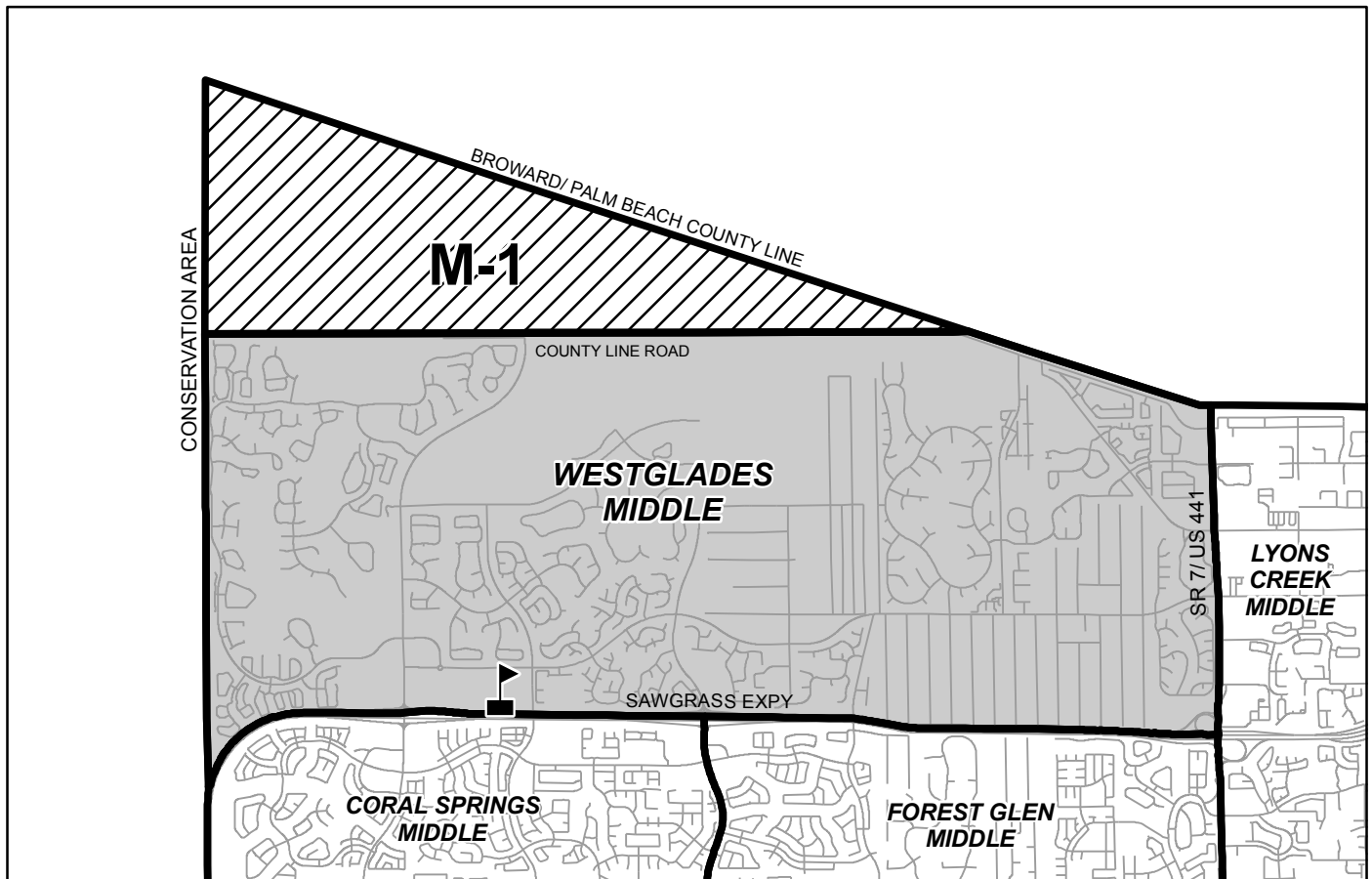
Recommendation Maps with Area Descriptions
Proposed Changes to Projected Enrollment and Diversity
2010-11 Proposed Middle School Attendance Areas

For all other middle schools in the District, attendance areas will be the same in the 2010-11 school year as they were in the 2009-10 school year or will follow previously approved grade phase ins.

RECOMMENDATION M-1

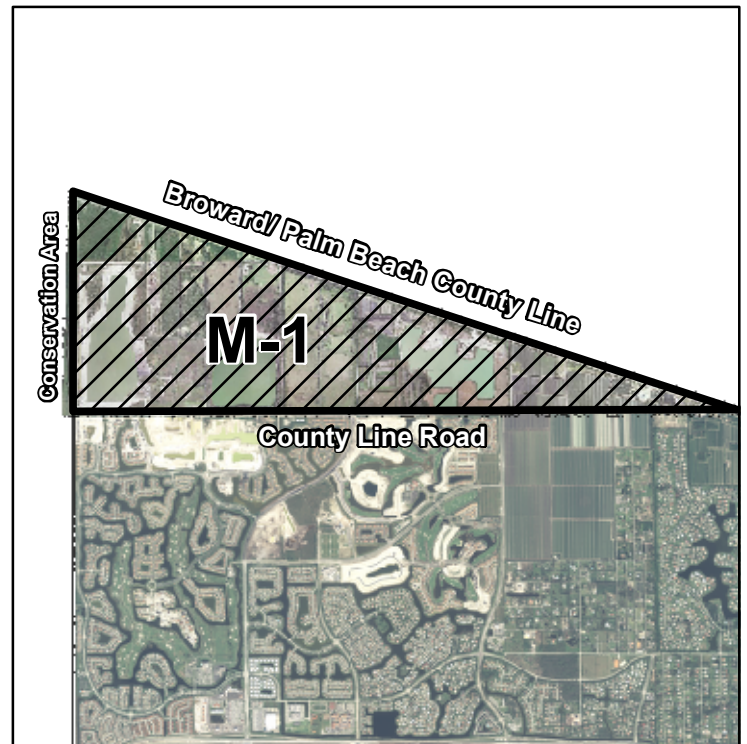
RECOMMENDATION DESCRIPTION:

Adjust the boundary for Westglades Middle School to include the newly annexed "Wedge" area. Sixth through eighth grade students in this area attend Westglades Middle School in 2010-11.



AREA AFFECTED:

Commence at the intersection of the Broward/ Palm Beach County Line and County Line Road, west along County Line Road to the Conservation Area boundary, north along the Conservation Area boundary to the Broward/ Palm Beach County Line, and southeast along the Broward/ Palm Beach County Line to County Line Road.



Recommendation M-1
Projected Enrollment and Diversity
Data

2009-10 School Year									
Schools	Sept. 2009 Capacity					20th Day Enroll.	+/- FISH	+/- LOS	% Perm. FISH Capacity****
	FISH*	Gross**	LOS***						
Westglades Middle	1,449	1,766	1,594			1,542	93	(52)	106.4%

2010-11 School Year									
Schools	Sept. 2009 Capacity			Projection Without Change	Net Transfer	Projection With Change	+/- FISH With Change	+/- LOS With Change	% Perm. FISH With Change****
	FISH*		LOS						
Westglades Middle	1,449		1,594	1,516	3	1,519	70	(75)	104.8%

2011-12 School Year									
Schools	Sept. 2009 Capacity			Projection Without Change	Net Transfer	Projection With Change	+/- FISH With Change	+/- LOS With Change	% Perm. FISH With Change****
	FISH*		LOS						
Westglades Middle	1,449		1,594	1,547	3	1,550	101	(44)	107.0%

2012-13 School Year									
Schools	Sept. 2009 Capacity			Projection Without Change	Net Transfer	Projection With Change	+/- FISH With Change	+/- LOS With Change	% Perm. FISH With Change****
	FISH*		LOS						
Westglades Middle	1,449		1,594	1,519	3	1,522	73	(72)	105.0%

2013-14 School Year									
Schools	Sept. 2009 Capacity			Projection Without Change	Net Transfer	Projection With Change	+/- FISH With Change	+/- LOS With Change	% Perm. FISH With Change****
	FISH*		LOS						
Westglades Middle	1,449		1,594	1,504	3	1,507	58	(87)	104.0%

2014-15 School Year									
Schools	Sept. 2009 Capacity			Projection Without Change	Net Transfer	Projection With Change	+/- FISH With Change	+/- LOS With Change	% Perm. FISH With Change****
	FISH*		LOS						
Westglades Middle	1,449		1,594	1,585	3	1,588	139	(6)	109.6%

* Florida Inventory of School Houses (FISH) capacity includes permanent structures only.

** Gross Capacity = FISH capacity + relocatable capacity

*** LOS = 110% of FISH capacity

**** Enrollment exceeding 110% of permanent FISH capacity does not meet the LOS requirement.

Diversity Breakdown E = Existing P = Proposed									
Middle School	White	Black	Hispanic	Asian	Native American	Multi	ELL	ESE	FRL
Westglades (E)	65.2%	10.5%	16.3%	5.8%	0.6%	1.6%	1.6%	8.7%	13.0%
Westglades (P)	Data not available								
District Diversity	29.1%	38.2%	25.3%	3.6%	0.7%	3.1%	9.5%	11.9%	52.5%

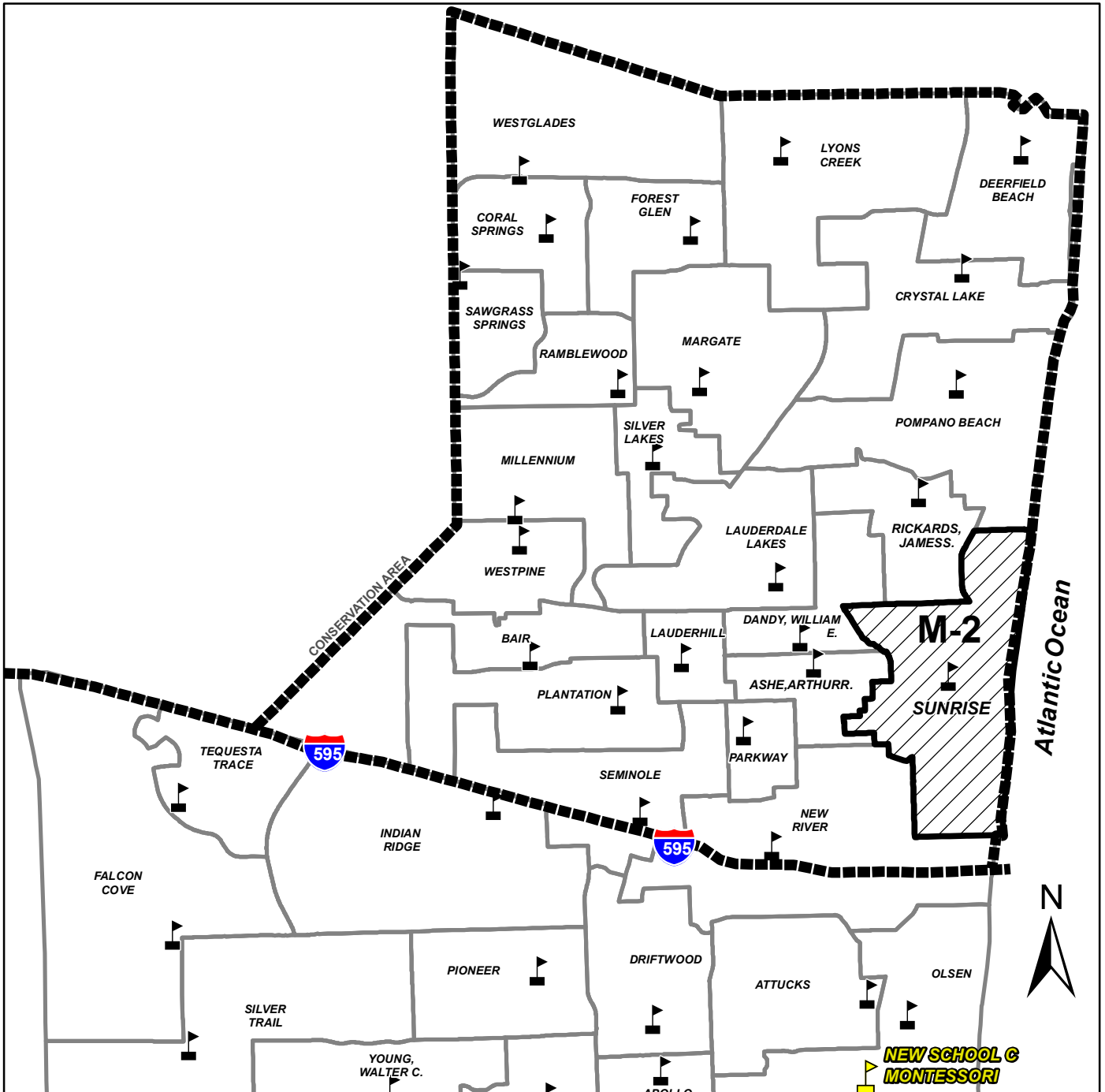
2009-10 Feeder Pattern from Elementary to Middle to High School			
Heron Heights Elementary	Westglades Middle	Stoneman Douglas, Marjory High	100.0%
Park Trails Elementary	Westglades Middle	Stoneman Douglas, Marjory High	100.0%
Riverglades Elementary	Westglades Middle	Stoneman Douglas, Marjory High	100.0%

RECOMMENDATION M-2

RECOMMENDATION DESCRIPTION:

Students residing within the Sunrise Middle School attendance area automatically attend this school. Prioritize 25% of the remaining seats for sixth through eighth grade students residing north of Interstate 595 in schools where enrollment exceeds 110% of the permanent capacity. Remaining seats will be filled by sixth through eighth grade students residing north of Interstate 595. Students will be admitted in accordance with the provisions of School Board Policy 5004.1.

Students residing south of Interstate 595 currently attending Sunrise Middle School may continue in the program or may apply to attend new School C Montessori. Students residing south of Interstate 595 matriculating in theme from elementary to middle will have a priority to receive a middle level seat at new School C Montessori if their application is received prior to the Magnet Program application deadline.

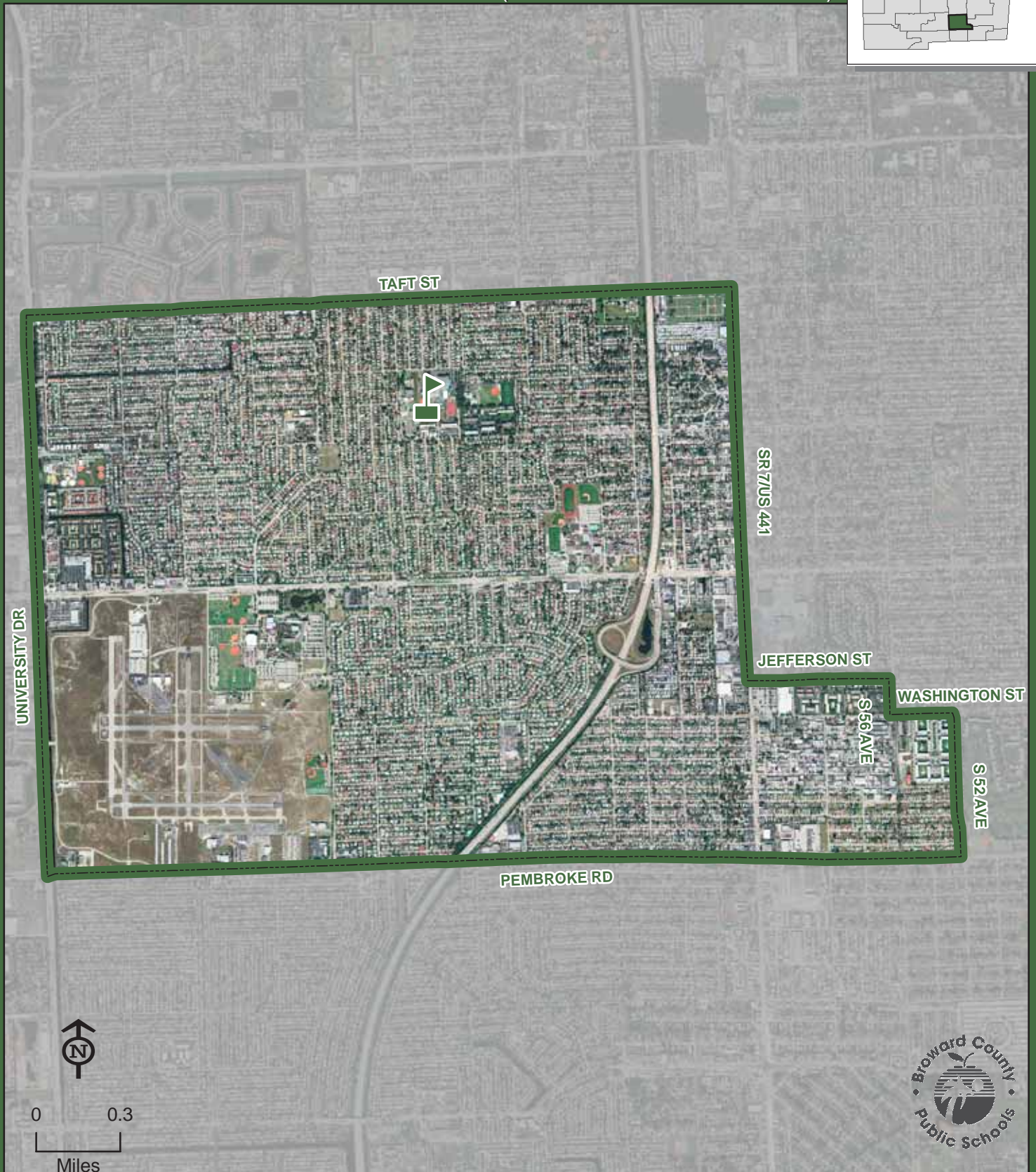
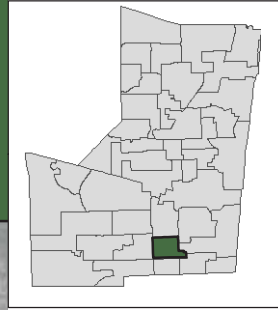


2010-11 Proposed Middle School Attendance Areas

APOLLO MIDDLE SCHOOL

6800 ARTHUR STREET
HOLLYWOOD, FLORIDA 33024
754-323-2900

Innovative Program
(Information on reverse side)



APOLLO

THIS MAP IS FOR CONCEPTUAL PURPOSES ONLY AND SHOULD NOT BE USED FOR LEGAL BOUNDARY DETERMINATIONS

School Boundaries Department • www.browardschools.com • 754.321.2480

APOLLO MIDDLE SCHOOL

Innovative Program

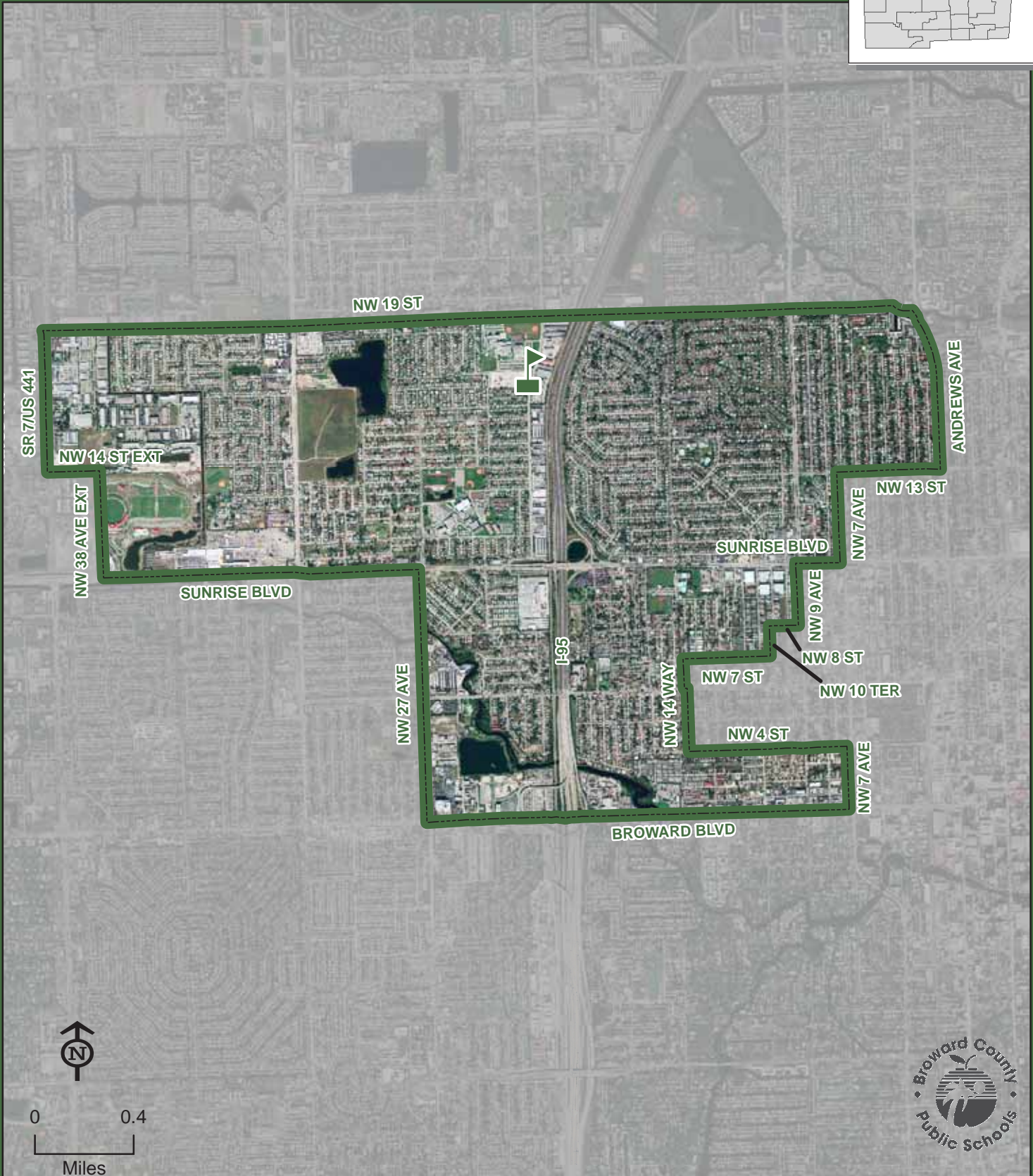
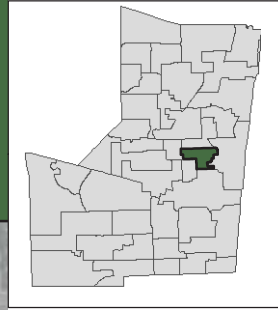
AERONAUTICAL SCIENCE:

Students residing within the Apollo Middle attendance area automatically attend this school.


ASHE, ARTHUR R. JR. MIDDLE SCHOOL

1701 NW 23 AVENUE
FORT LAUDERDALE, FLORIDA 33311
754-322-2800

Magnet School
(Information on reverse side)



ASHE, ARTHUR R. JR.



THIS MAP IS FOR CONCEPTUAL PURPOSES ONLY AND SHOULD NOT BE USED FOR LEGAL BOUNDARY DETERMINATIONS

ASHE, ARTHUR R. JR. MIDDLE SCHOOL

Magnet Program

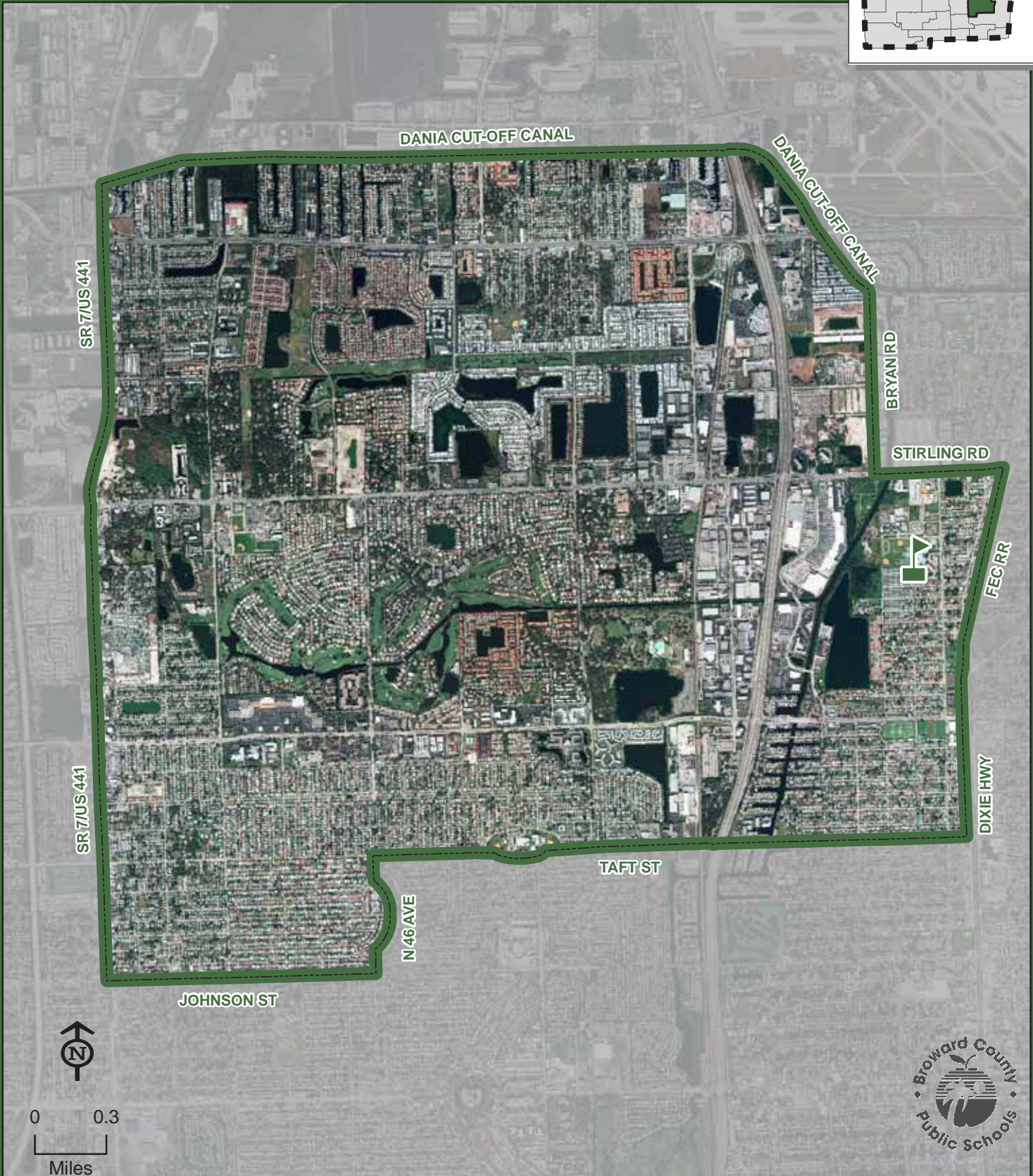
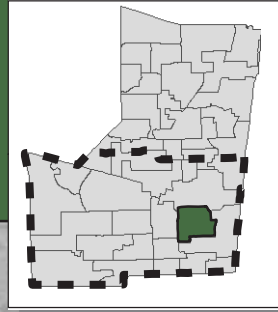
CENTER FOR INTELLECTUALLY TALENTED YOUTH (C.I.T.Y):

Students residing within the Arthur R. Ashe, Jr. Middle attendance area automatically attend this school. Students countywide that meet the eligibility requirements may apply for admission to the C.I.T.Y. Program and receive transportation in accordance with Transportation Policy. Students will be admitted in accordance with the provisions of School Board Policy 5004.1. Application and deadline information is available online at www.browardschoolsmagnetprograms.com or through the Innovative Programs office at (754) 321-2380.

ATTUCKS MIDDLE SCHOOL

3500 N 22 AVENUE
HOLLYWOOD, FLORIDA 33020
754-323-3000

Magnet School
(Information on reverse side)



THIS MAP IS FOR CONCEPTUAL PURPOSES ONLY AND SHOULD NOT BE USED FOR LEGAL BOUNDARY DETERMINATIONS

School Boundaries Department • www.browardschools.com • 754.321.2480



ATTUCKS MIDDLE SCHOOL

Magnet Programs

CENTER FOR INSTRUCTIONAL TECHNOLOGY EDUCATION (C.I.T.E.):

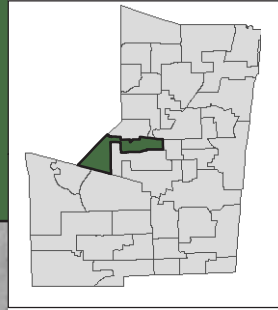
Students residing within the Attucks Middle attendance area automatically attend this school. Students residing south of Sunrise Boulevard that meet the eligibility requirements may apply for admission to the C.I.T.E. Program and receive transportation in accordance with Transportation Policy. Students will be admitted in accordance with the provisions of School Board Policy 5004.1. Application and deadline information is available online at www.browardschoolsmagnetprograms.com or through the Innovative Programs office at (754) 321-2380.

COMMUNICATIONS/BROADCAST ARTS:

Students residing within the Attucks Middle attendance area automatically attend this school. Students residing south of Sunrise Boulevard that meet the eligibility requirements may apply for admission to the Communications/Broadcast Arts Program and receive transportation in accordance with Transportation Policy. Students will be admitted in accordance with the provisions of School Board Policy 5004.1. Application and deadline information is available online at www.browardschoolsmagnetprograms.com or through the Innovative Programs office at (754) 321-2380.

BAIR MIDDLE SCHOOL

9100 NW 21 MANOR
SUNRISE, FLORIDA 33322
754-322-2900

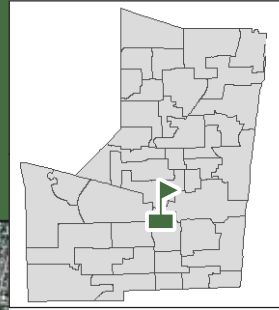


BAIR

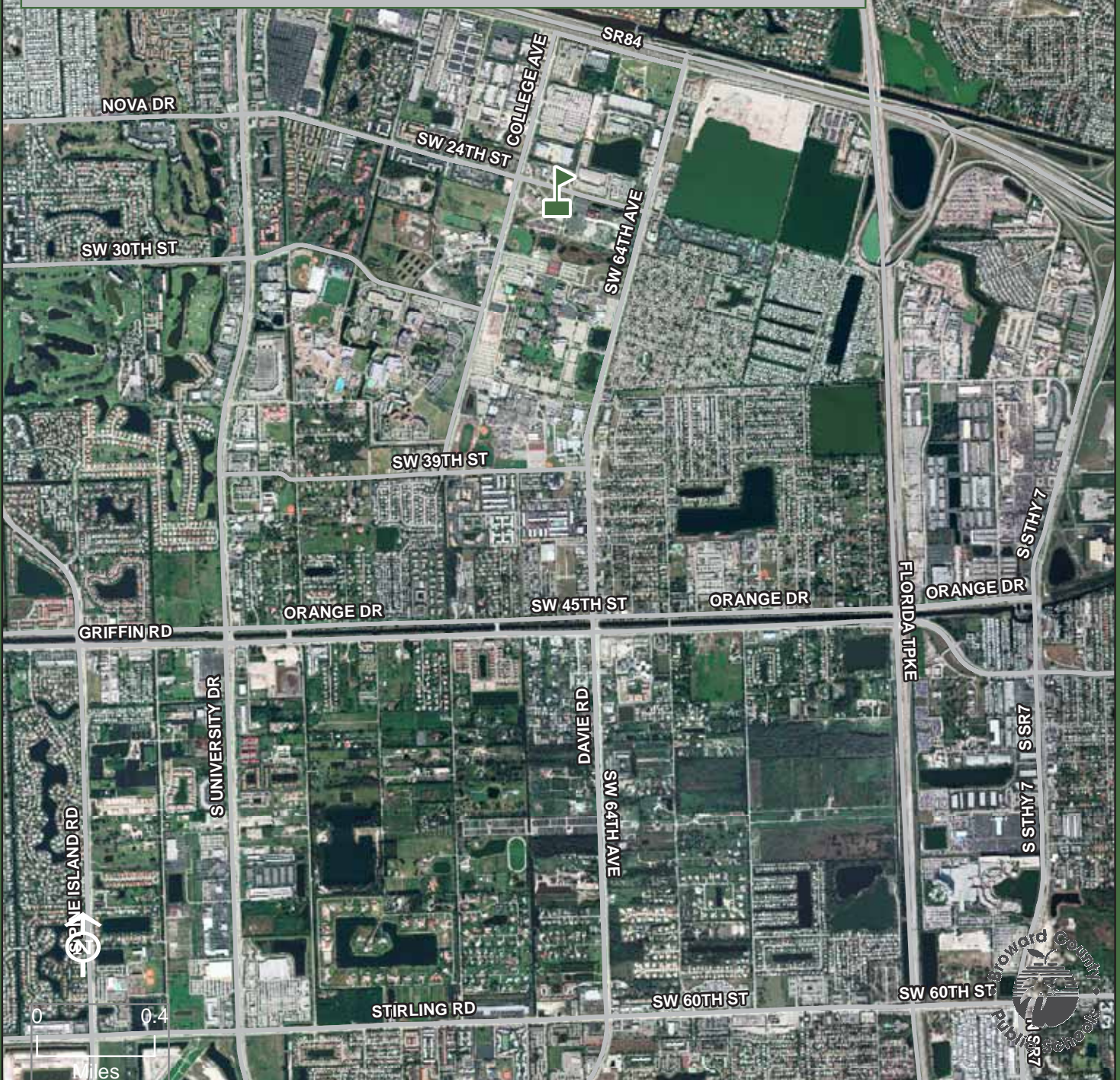
THIS MAP IS FOR CONCEPTUAL PURPOSES ONLY AND SHOULD NOT BE USED FOR LEGAL BOUNDARY DETERMINATIONS

BROWARD VIRTUAL MIDDLE SCHOOL

6600 SW NOVA DRIVE
DAVIE, FLORIDA 33317
754-321-1005



Enrollment in the full-time program takes place before the first and second semesters of the school year. Students/parents should complete the prospective full-time student application online at www.bved.net and submit it electronically during the application window. Enrollment is open to all Broward County students.



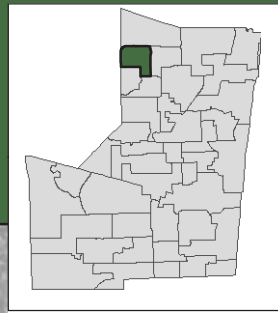
THIS MAP IS FOR CONCEPTUAL PURPOSES ONLY AND SHOULD NOT BE USED FOR LEGAL BOUNDARY DETERMINATIONS

School Boundaries Department • www.browardschools.com • 754.321.2480

BROWARD VIRTUAL

CORAL SPRINGS MIDDLE SCHOOL

10300 W WILES ROAD
CORAL SPRINGS, FLORIDA 33076
754-322-3000



CORAL SPRINGS



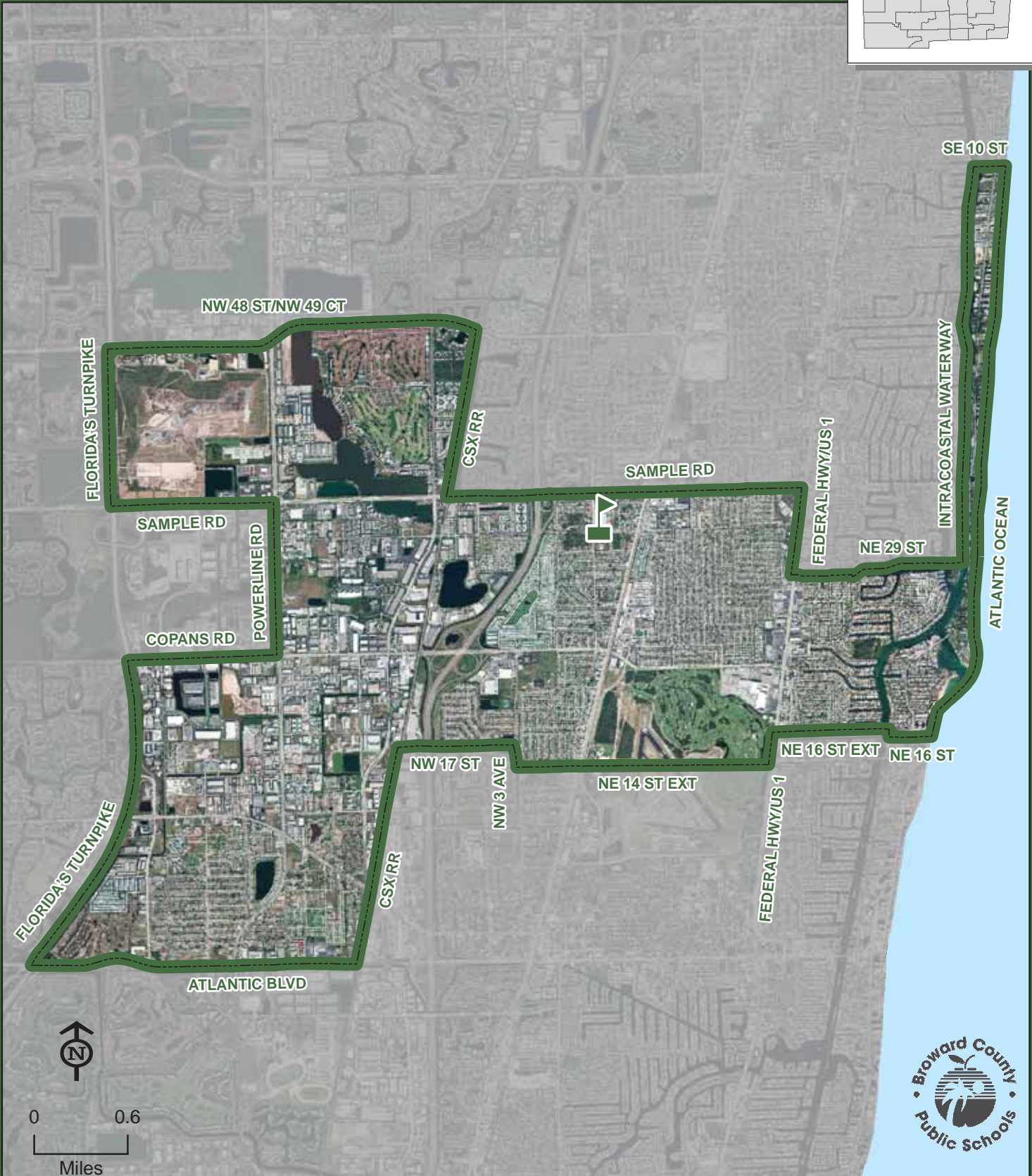
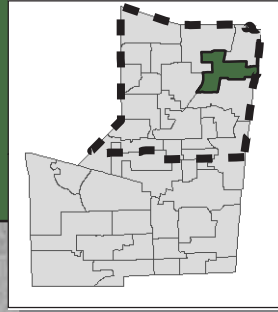
THIS MAP IS FOR CONCEPTUAL PURPOSES ONLY AND SHOULD NOT BE USED FOR LEGAL BOUNDARY DETERMINATIONS

School Boundaries Department • www.browardschools.com • 754.321.2480

CRYSTAL LAKE MIDDLE SCHOOL

3551 NE 3 AVENUE
POMPANO BEACH, FLORIDA 33064
754-322-3100

Magnet School
(Information on reverse side)



CRYSTAL LAKE

THIS MAP IS FOR CONCEPTUAL PURPOSES ONLY AND SHOULD NOT BE USED FOR LEGAL BOUNDARY DETERMINATIONS

School Boundaries Department • www.browardschools.com • 754.321.2480

CRYSTAL LAKE MIDDLE SCHOOL

Magnet Programs

SCIENCE/PRE-ENGINEERING:

Students residing within the Crystal Lake Middle attendance area automatically attend this school. Students residing north of Sunrise Boulevard that meet the eligibility requirements may apply for admission to the Science/Pre-Engineering Program and receive transportation in accordance with Transportation Policy. Students will be admitted in accordance with the provisions of the School Board Policy 5004.1. Application and deadline information is available online at www.browardschoolsmagnetprograms.com or through the Innovative Programs office at (754) 321-2380.

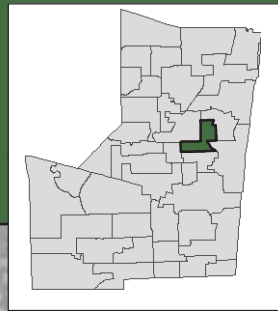
INTERNATIONAL AFFAIRS & BUSINESS:

Students residing within the Crystal Lake Middle attendance area automatically attend this school. Students residing north of Sunrise Boulevard that meet the eligibility requirements may apply for admission to the International Affairs & Business Program and receive transportation in accordance with Transportation Policy. Students will be admitted in accordance with the provisions of School Board Policy 5004.1. Application and deadline information is available online at www.browardschoolsmagnetprograms.com or through the Innovative Programs office at (754) 321-2380.

DANDY, WILLIAM E. MIDDLE SCHOOL

2400 NW 26 STREET
FORT LAUDERDALE, FLORIDA 33311
754-322-3200

Magnet School
(Information on reverse side)



DANDY, WILLIAM E.



THIS MAP IS FOR CONCEPTUAL PURPOSES ONLY AND SHOULD NOT BE USED FOR LEGAL BOUNDARY DETERMINATIONS

School Boundaries Department • www.browardschools.com • 754.321.2480

DANDY, WILLIAM E. MIDDLE SCHOOL

Magnet Programs

PRE-LAW & PUBLIC AFFAIRS:

Students residing within the William E. Dandy Middle attendance area automatically attend this school. Students countywide that meet the eligibility requirements may apply for admission to the Pre-Law & Public Affairs Program and receive transportation in accordance with Transportation Policy. Students will be admitted in accordance with the provisions of School Board Policy 5004.1. Application and deadline information is available online at www.browardschoolsmagnetprograms.com or through the Innovative Programs office at (754) 321-2380.

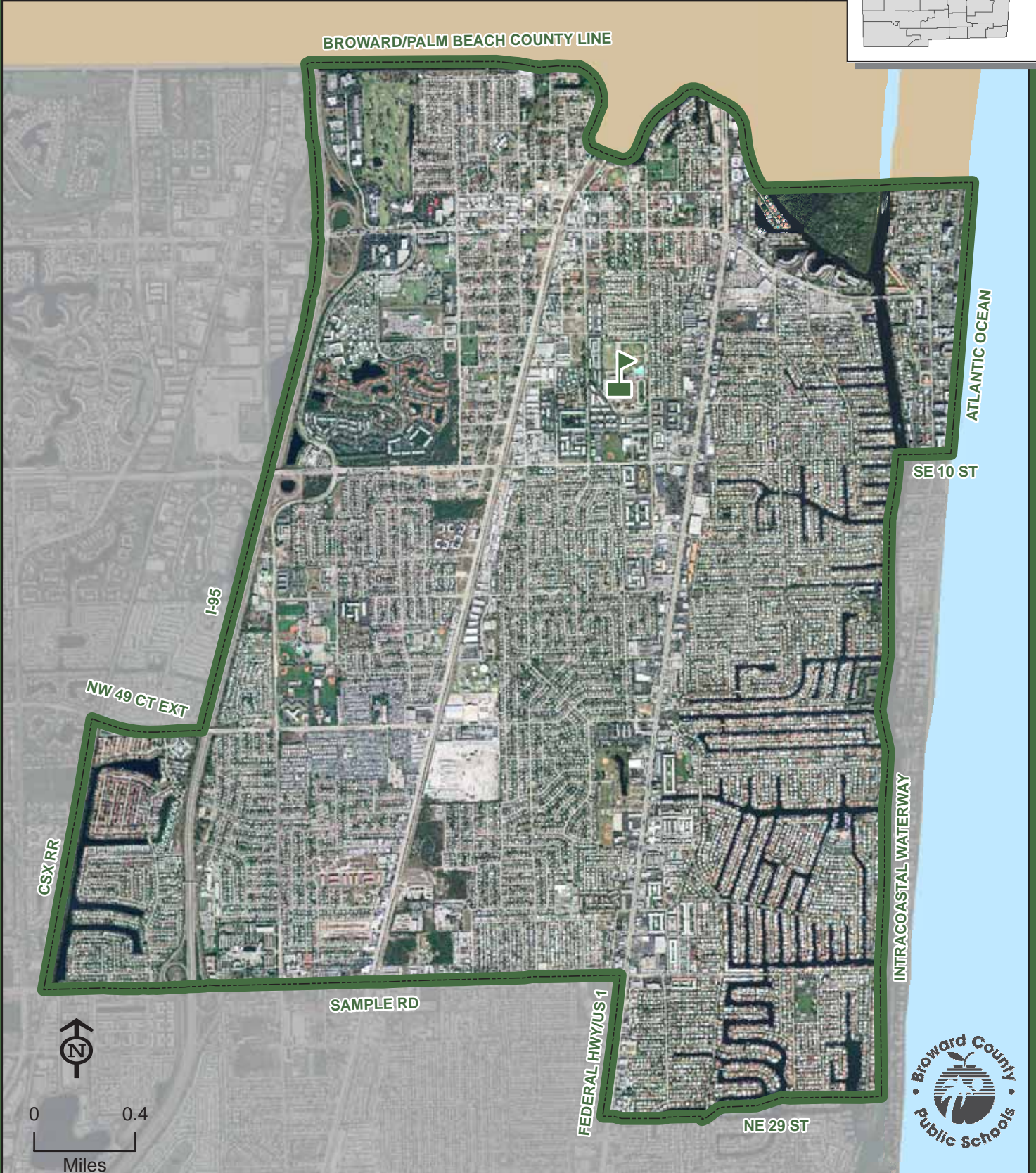
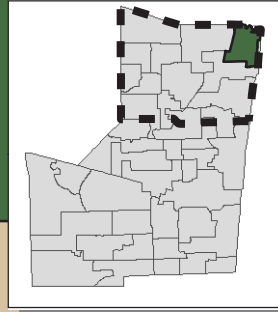
PRE-MEDICAL:

Students residing within the William E. Dandy Middle attendance area automatically attend this school. Students countywide that meet the eligibility requirements may apply for admission to the Pre-Medical Program and receive transportation in accordance with Transportation Policy. Students will be admitted in accordance with the provisions of School Board Policy 5004.1. Application and deadline information is available online at www.browardschoolsmagnetprograms.com or through the Innovative Programs office at (754) 321-2380.

DEERFIELD BEACH MIDDLE SCHOOL

701 SE 6 AVENUE
DEERFIELD BEACH, FLORIDA 33441
754-322-3300

Magnet School
(Information on reverse side)



DEERFIELD BEACH



THIS MAP IS FOR CONCEPTUAL PURPOSES ONLY AND SHOULD NOT BE USED FOR LEGAL BOUNDARY DETERMINATIONS

School Boundaries Department • www.browardschools.com • 754.321.2480

DEERFIELD BEACH MIDDLE SCHOOL

Magnet Programs

MIDDLE YEARS PROGRAM (MYP)/INTERNATIONAL BACCALAUREATE:

Students residing within the Deerfield Beach Middle attendance area automatically attend this school. Students residing north of Commercial Boulevard that meet eligibility requirements may apply for admission to the MYP Program and receive transportation in accordance with Transportation Policy. Students will be admitted in accordance with the provisions of School Board Policy 5004.1. Application and deadline information is available online at www.browardschoolsmagnetprograms.com or through the Innovative Programs office at (754) 321-2380.

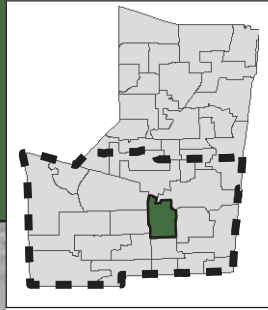
HEALTH & WELLNESS:

Students residing within the Deerfield Beach Middle attendance area automatically attend this school. Students residing north of Sunrise Boulevard that meet eligibility requirements may apply for admission to the Health & Wellness Program and receive transportation in accordance with Transportation Policy. Students will be admitted in accordance with the provisions of School Board Policy 5004.1. Application and deadline information is available online at www.browardschoolsmagnetprograms.com or through the Innovative Programs office at (754) 321-2380.

DRIFTWOOD MIDDLE SCHOOL

2751 NW 70 TERRACE
HOLLYWOOD, FLORIDA 33024
754-323-3100

Magnet School
(Information on reverse side)



THIS MAP IS FOR CONCEPTUAL PURPOSES ONLY AND SHOULD NOT BE USED FOR LEGAL BOUNDARY DETERMINATIONS

School Boundaries Department • www.browardschools.com • 754.321.2480

DRIFTWOOD

DRIFTWOOD MIDDLE SCHOOL

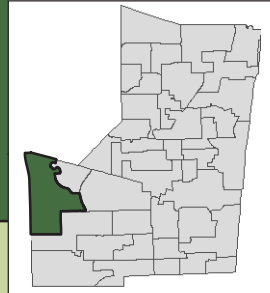
Magnet Program

HEALTH & WELLNESS:

Students residing within the Driftwood Middle attendance area automatically attend this school. Students residing south of Sunrise Boulevard that meet eligibility requirements may apply for admission to the Health & Wellness Program and receive transportation in accordance with Transportation Policy. Students will be admitted in accordance with the provisions of School Board Policy 5004.1. Application and deadline information is available online at www.browardschoolsmagnetprograms.com or through the Innovative Programs office at (754) 321-2380.

FALCON COVE MIDDLE SCHOOL

4251 BONAVENTURE BOULEVARD
WESTON, FLORIDA 33332
754-323-3200



Middle School students residing on both sides of US 27 in seasonal or temporary facilities from the Miami-Dade County line to the Palm Beach County line attend Walter C. Young Middle School.



FALCON COVE



0 0.8
Miles

THIS MAP IS FOR CONCEPTUAL PURPOSES ONLY AND SHOULD NOT BE USED FOR LEGAL BOUNDARY DETERMINATIONS

School Boundaries Department • www.browardschools.com • 754.321.2480

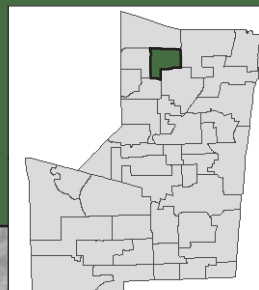


FOREST GLEN MIDDLE SCHOOL

6501 TURTLE RUN BOULEVARD
CORAL SPRINGS, FLORIDA 33067
754-322-3400

Choice Area

(Information on reverse side)



FOREST GLEN

THIS MAP IS FOR CONCEPTUAL PURPOSES ONLY AND SHOULD NOT BE USED FOR LEGAL BOUNDARY DETERMINATIONS

FOREST GLEN MIDDLE SCHOOL

Choice Area Description

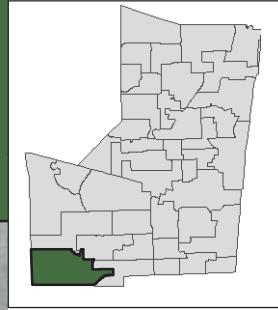
MARGATE MIDDLE TO FOREST GLEN MIDDLE:

Sixth through eighth grade students residing within the Margate Elementary School attendance area who are utilizing choice seats to Park Springs Elementary school are assigned to Margate Middle School with a choice to attend Forest Glen Middle School.

Students interested in attending the Choice School must apply for a reassignment between May 1 and June 15. The reassignment application is available online at www.browardschools.com, or through the Innovative Programs office at (754) 321-2380.

GLADES MIDDLE SCHOOL


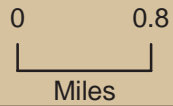
16700 SW 48 COURT
MIRAMAR, FLORIDA 33027
754-323-4600



CONSERVATION AREA

GLADES

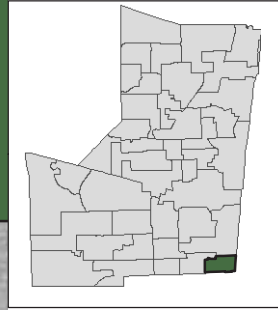
BROWARD/MIAMI-DADE COUNTY LINE



THIS MAP IS FOR CONCEPTUAL PURPOSES ONLY AND SHOULD NOT BE USED FOR LEGAL BOUNDARY DETERMINATIONS

GULFSTREAM MIDDLE SCHOOL

120 SW 4 AVENUE
HALLANDALE BEACH, FLORIDA 33009
754-323-4700



NOTE: Gulfstream Middle has a year-round, single track educational calendar.
Contact the school for more information.

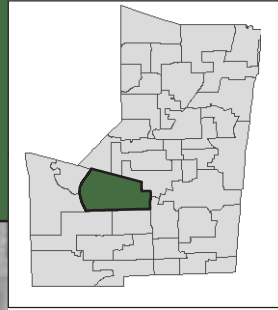


GULFSTREAM

THIS MAP IS FOR CONCEPTUAL PURPOSES ONLY AND SHOULD NOT BE USED FOR LEGAL BOUNDARY DETERMINATIONS

INDIAN RIDGE MIDDLE SCHOOL

1355 NOB HILL ROAD
DAVIE, FLORIDA 33324
754-323-3300



INDIAN RIDGE

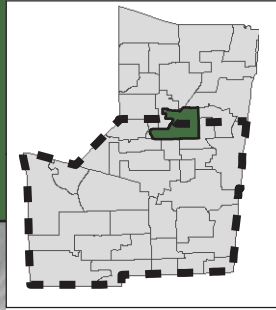
THIS MAP IS FOR CONCEPTUAL PURPOSES ONLY AND SHOULD NOT BE USED FOR LEGAL BOUNDARY DETERMINATIONS

School Boundaries Department • www.browardschools.com • 754.321.2480

LAUDERDALE LAKES MIDDLE SCHOOL

3911 NW 30 AVENUE
LAUDERDALE LAKES, FLORIDA 33309
754-322-3500

Magnet School
(Information on reverse side)



LAUDERDALE LAKES

THIS MAP IS FOR CONCEPTUAL PURPOSES ONLY AND SHOULD NOT BE USED FOR LEGAL BOUNDARY DETERMINATIONS

School Boundaries Department • www.browardschools.com • 754.321.2480

LAUDERDALE LAKES MIDDLE SCHOOL

Magnet Program

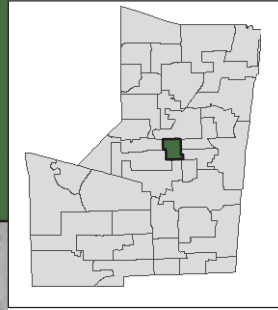
MIDDLE YEARS PROGRAM (MYP)/INTERNATIONAL BACCALAUREATE:

Students residing within Lauderdale Lakes Middle attendance area automatically attend this school. Students residing south of Commercial Boulevard that meet eligibility requirements may apply for admission to the MYP Program and receive transportation in accordance with Transportation Policy. Students will be admitted in accordance with the provisions of School Board Policy 5004.1. Application and deadline information is available online at www.browardschoolsmagnetprograms.com or through the Innovative Programs office at (754) 321-2380.

LAUDERHILL MIDDLE SCHOOL

1901 NW 49 AVENUE
LAUDERHILL, FLORIDA 33313
754-322-3600

Innovative Program
(Information on reverse side)



LAUDERHILL

THIS MAP IS FOR CONCEPTUAL PURPOSES ONLY AND SHOULD NOT BE USED FOR LEGAL BOUNDARY DETERMINATIONS

LAUDERHILL MIDDLE SCHOOL

Innovative Program

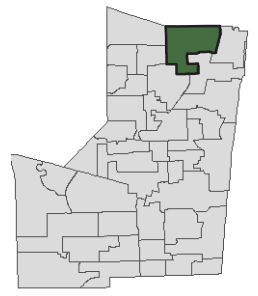
PRE-MEDICAL/ HEALTH AND WELLNESS:

Students residing within the Lauderhill Middle attendance area automatically attend this school.

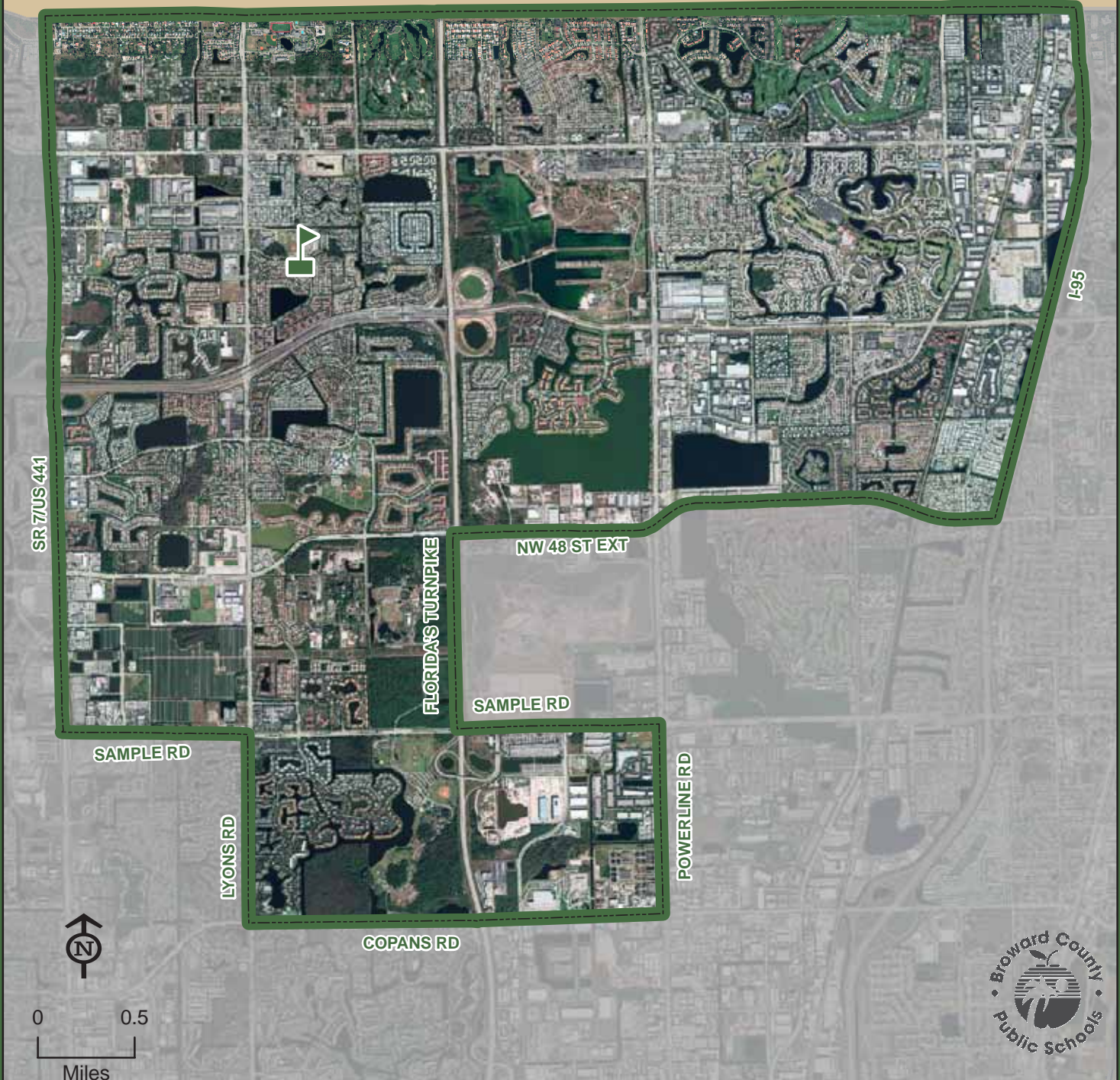
LYONS CREEK MIDDLE SCHOOL

4333 SOL PRESS BOULEVARD
COCONUT CREEK, FLORIDA 33073
754-322-3700

Innovative Program
(Information on reverse side)



BROWARD/PALM BEACH COUNTY LINE



THIS MAP IS FOR CONCEPTUAL PURPOSES ONLY AND SHOULD NOT BE USED FOR LEGAL BOUNDARY DETERMINATIONS

School Boundaries Department • www.browardschools.com • 754.321.2480

LYONS CREEK MIDDLE SCHOOL

Innovative Program

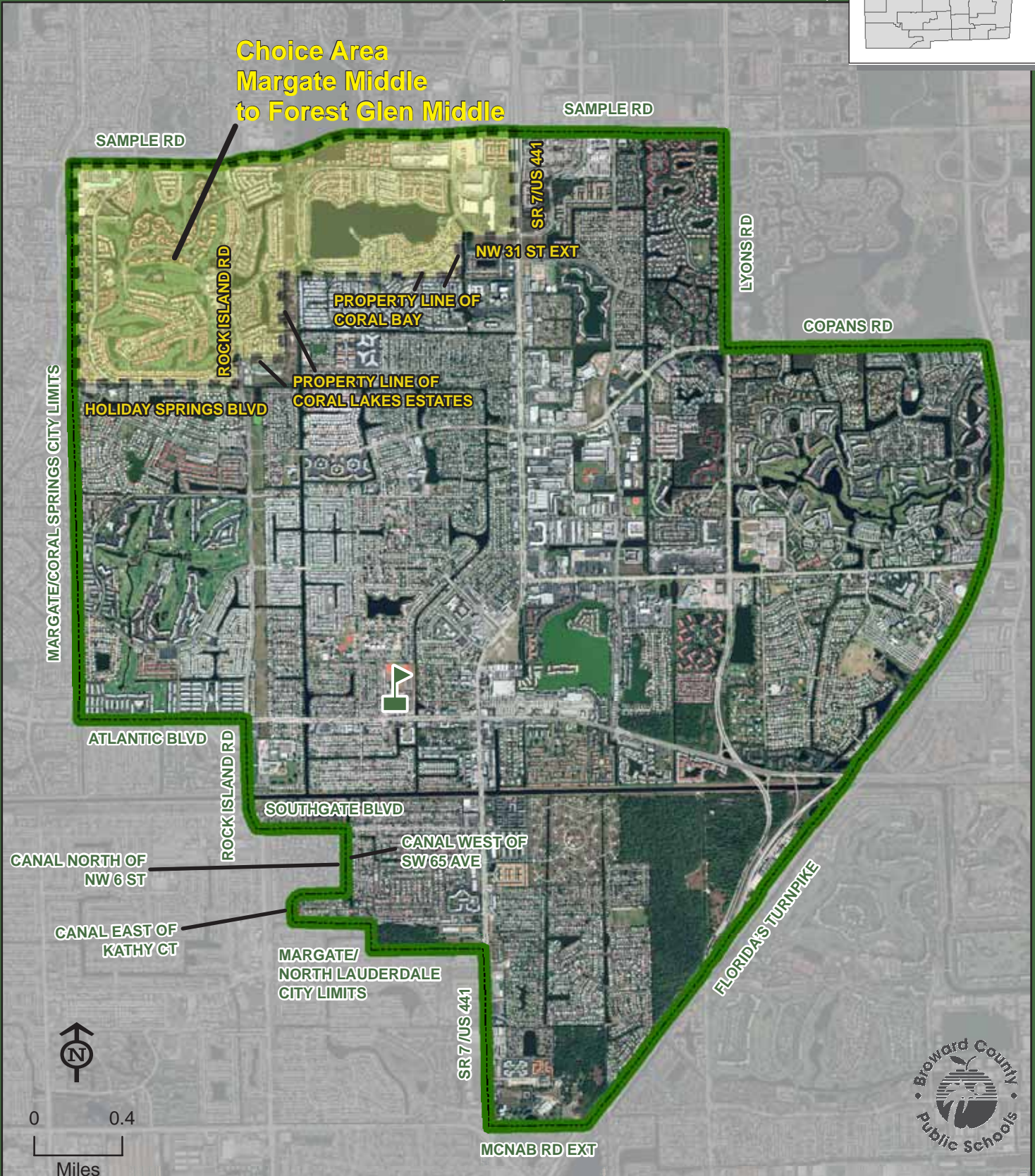
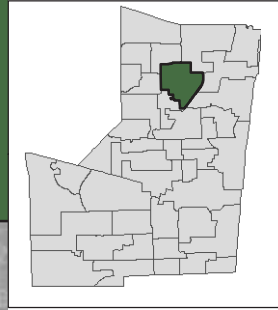
MICROSOCIETY:

Students residing within the Lyons Creek Middle attendance area automatically attend this school.

MARGATE MIDDLE SCHOOL

500 NW 65 AVENUE
MARGATE, FLORIDA 33063
754-322-3800

Choice Area
Innovative Program
(Information on reverse side)



THIS MAP IS FOR CONCEPTUAL PURPOSES ONLY AND SHOULD NOT BE USED FOR LEGAL BOUNDARY DETERMINATIONS

MARGATE MIDDLE SCHOOL

Choice Area Description

MARGATE MIDDLE TO FOREST GLEN MIDDLE:

Sixth through eighth grade students residing within the Margate Elementary School attendance area who are utilizing choice seats to Park Springs Elementary school are assigned to Margate Middle School with a choice to attend Forest Glen Middle School.

Students interested in attending the Choice School must apply for a reassignment between May 1 and June 15. The reassignment application is available online at www.browardschools.com, or through the Innovative Programs office at (754) 321-2380.

Innovative Program

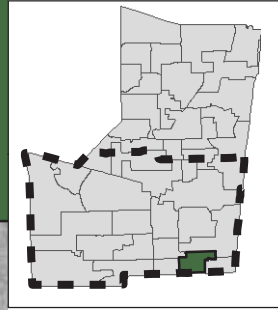
LIBERAL ARTS PROGRAM APPLYING FOR THE MIDDLE YEARS PROGRAM (MYP)/INTERNATIONAL BACCALAUREATE:

Students residing within the Margate Middle attendance area automatically attend this school.

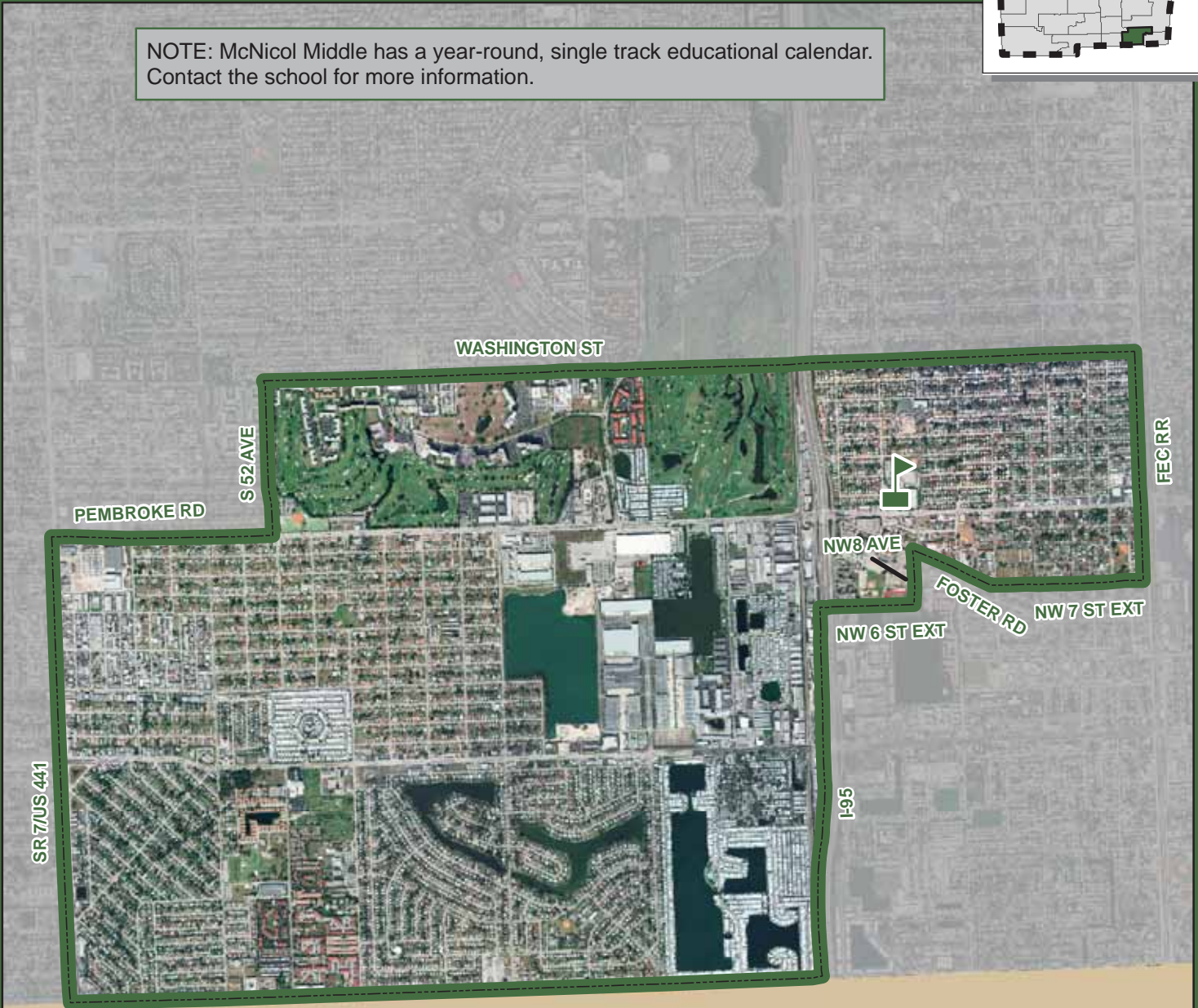
McNICOL MIDDLE SCHOOL

1602 S 27 AVENUE
HOLLYWOOD, FLORIDA 33020
754-323-3400

Magnet School
(Information on reverse side)



NOTE: McNicol Middle has a year-round, single track educational calendar.
Contact the school for more information.



BROWARD/MIAMI-DADE COUNTY LINE

McNICOL



0 0.4
Miles



THIS MAP IS FOR CONCEPTUAL PURPOSES ONLY AND SHOULD NOT BE USED FOR LEGAL BOUNDARY DETERMINATIONS

School Boundaries Department • www.browardschools.com • 754.321.2480

McNICOL MIDDLE SCHOOL

Magnet Programs

INTERNATIONAL AFFAIRS & BUSINESS:

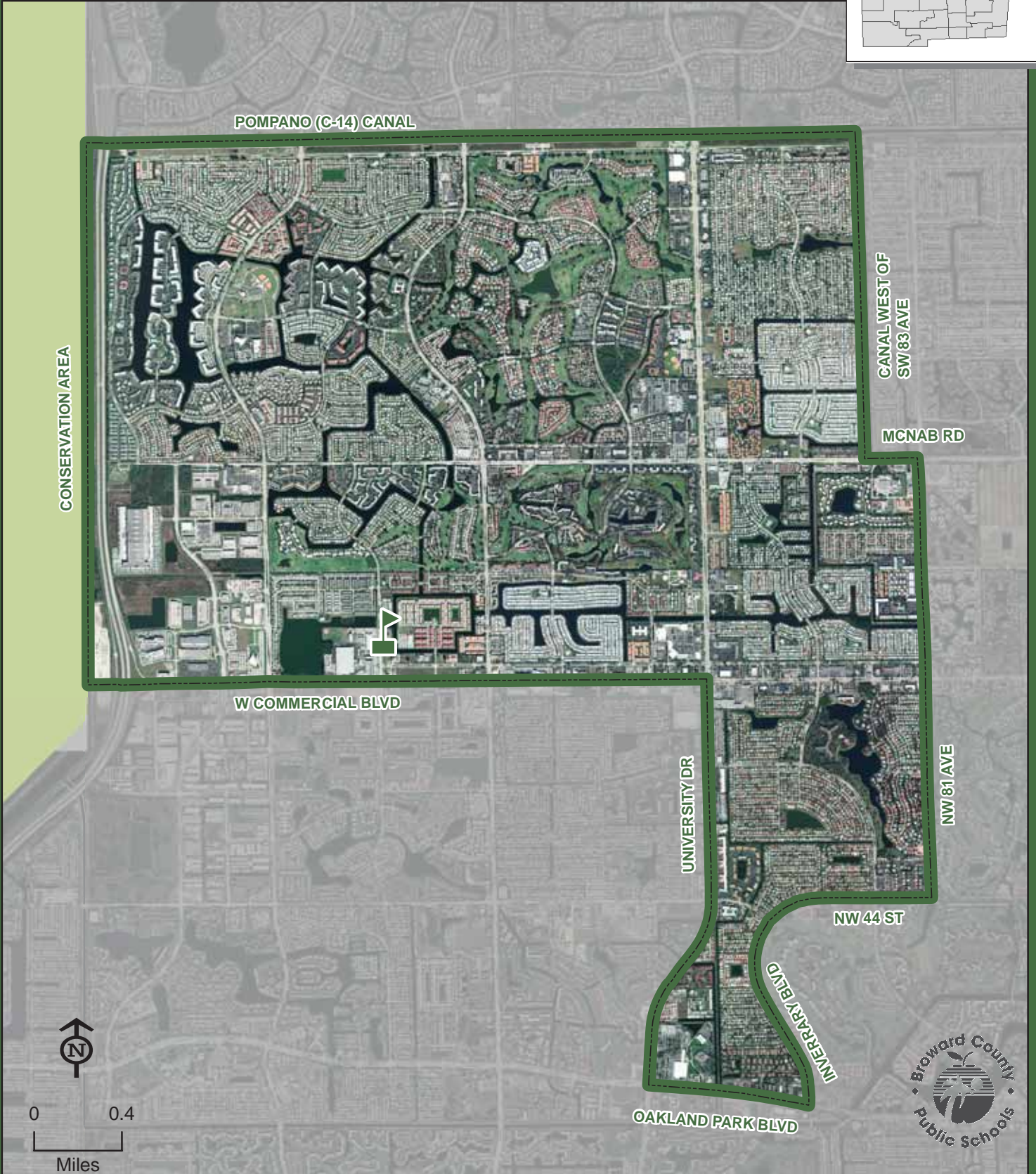
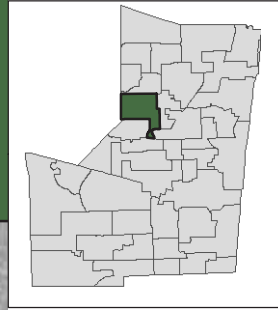
Students residing within the McNicol Middle attendance area automatically attend this school. Students residing south of Sunrise Boulevard that meet the eligibility requirements may apply for admission to the International Affairs & Business Program and receive transportation in accordance with Transportation Policy. Students will be admitted in accordance with the provisions of School Board Policy 5004.1. Application and deadline information is available online at www.browardschoolsmagnetprograms.com or through the Innovative Programs office at (754) 321-2380.

SCIENCE/PRE-ENGINEERING:

Students residing within the McNicol Middle attendance area automatically attend this school. Students residing south of Sunrise Boulevard that meet the eligibility requirements may apply for admission to the Science/Pre-Engineering Program and receive transportation in accordance with Transportation Policy. Students will be admitted in accordance with the provisions of School Board Policy 5004.1. Application and deadline information is available online at www.browardschoolsmagnetprograms.com or through the Innovative Programs office at (754) 321-2380.

MILLENNIUM MIDDLE SCHOOL

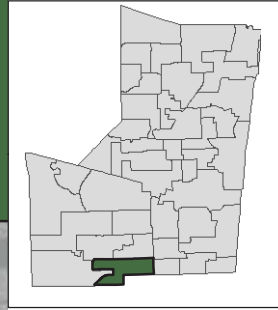
5803 NW 94 AVENUE
TAMARAC, FLORIDA 33321
754-322-3900



THIS MAP IS FOR CONCEPTUAL PURPOSES ONLY AND SHOULD NOT BE USED FOR LEGAL BOUNDARY DETERMINATIONS

NEW RENAISSANCE MIDDLE SCHOOL

10701 MIRAMAR BOULEVARD
MIRAMAR, FLORIDA 33027
754-323-3500




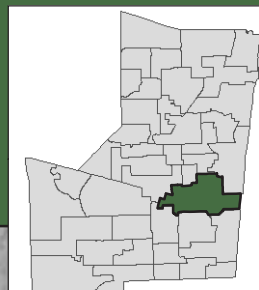
NEW RENAISSANCE

THIS MAP IS FOR CONCEPTUAL PURPOSES ONLY AND SHOULD NOT BE USED FOR LEGAL BOUNDARY DETERMINATIONS

School Boundaries Department • www.browardschools.com • 754.321.2480

3100 RIVERLAND ROAD
FORT LAUDERDALE, FLORIDA 33312
754-323-3600

Magnet School
(Information on reverse side)



NEW RIVER MIDDLE SCHOOL

Magnet Program

MARINE SCIENCE:

Students residing within the New River Middle attendance area automatically attend this school. Students countywide that meet the eligibility requirements may apply for admission to the Marine Science Program and receive transportation in accordance with Transportation Policy. Students will be admitted in accordance with the provisions of School Board Policy 5004.1. Application and deadline information is available online at www.browardschoolsmagnetprograms.com or through the Innovative Programs office at (754) 321-2380.

NOVA MIDDLE SCHOOL

3602 COLLEGE AVENUE
DAVIE, FLORIDA 33314
754-323-3700



Vacancies are filled by applicants who reside in Broward County.
Admittance will be made in accordance with School Board Policy 5004.1.

Applications may be obtained at any school or by applying online at
www.browardschools.com.
The Nova Application is only available from December 2 through February 17.



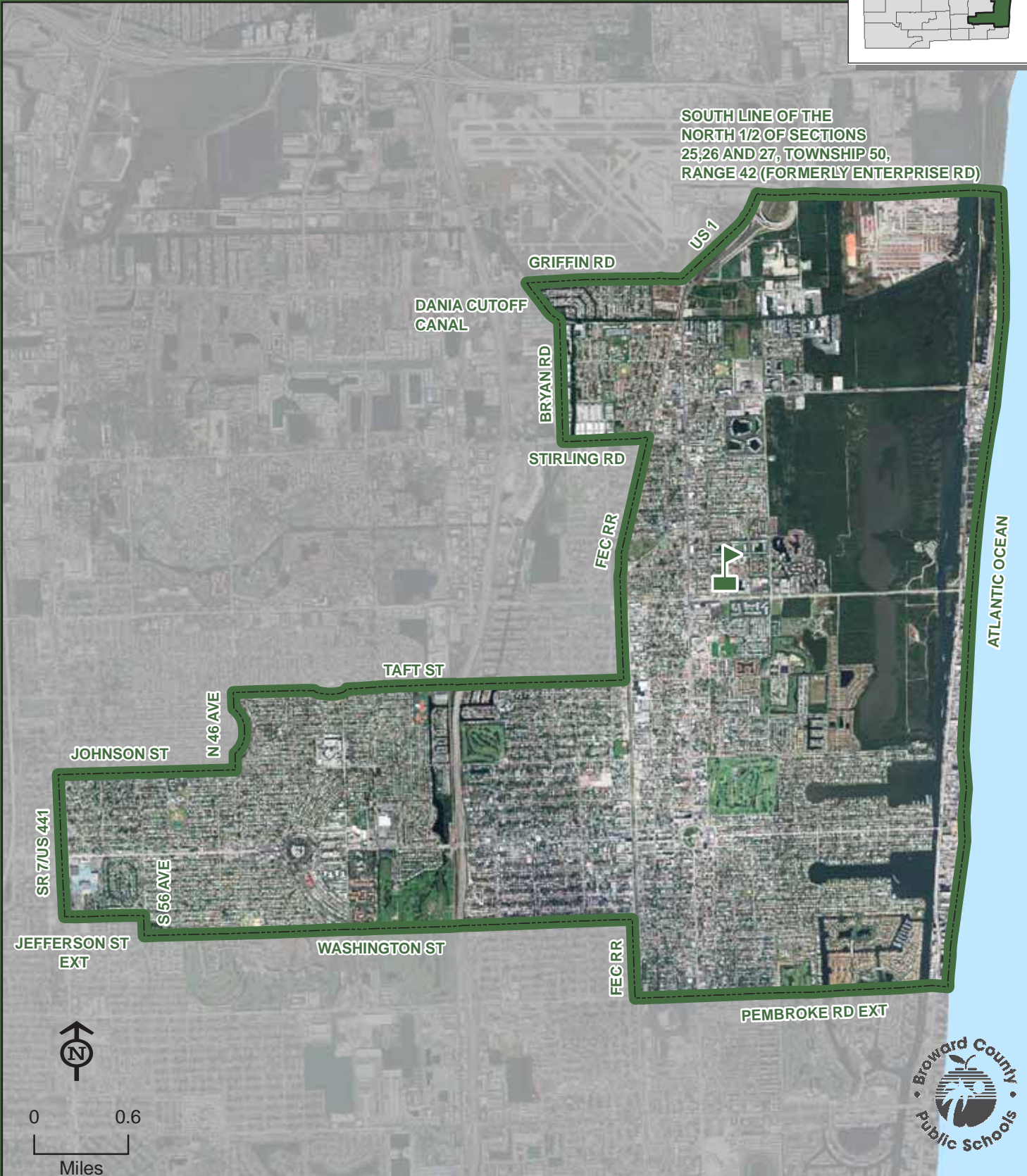
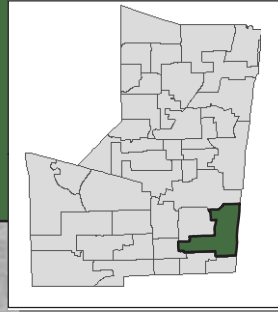
NOVA

THIS MAP IS FOR CONCEPTUAL PURPOSES ONLY AND SHOULD NOT BE USED FOR LEGAL BOUNDARY DETERMINATIONS

School Boundaries Department • www.browardschools.com • 754.321.2480

OLSEN MIDDLE SCHOOL

330 SE 11 TERRACE
DANIA BEACH, FLORIDA 33004
754-323-3800



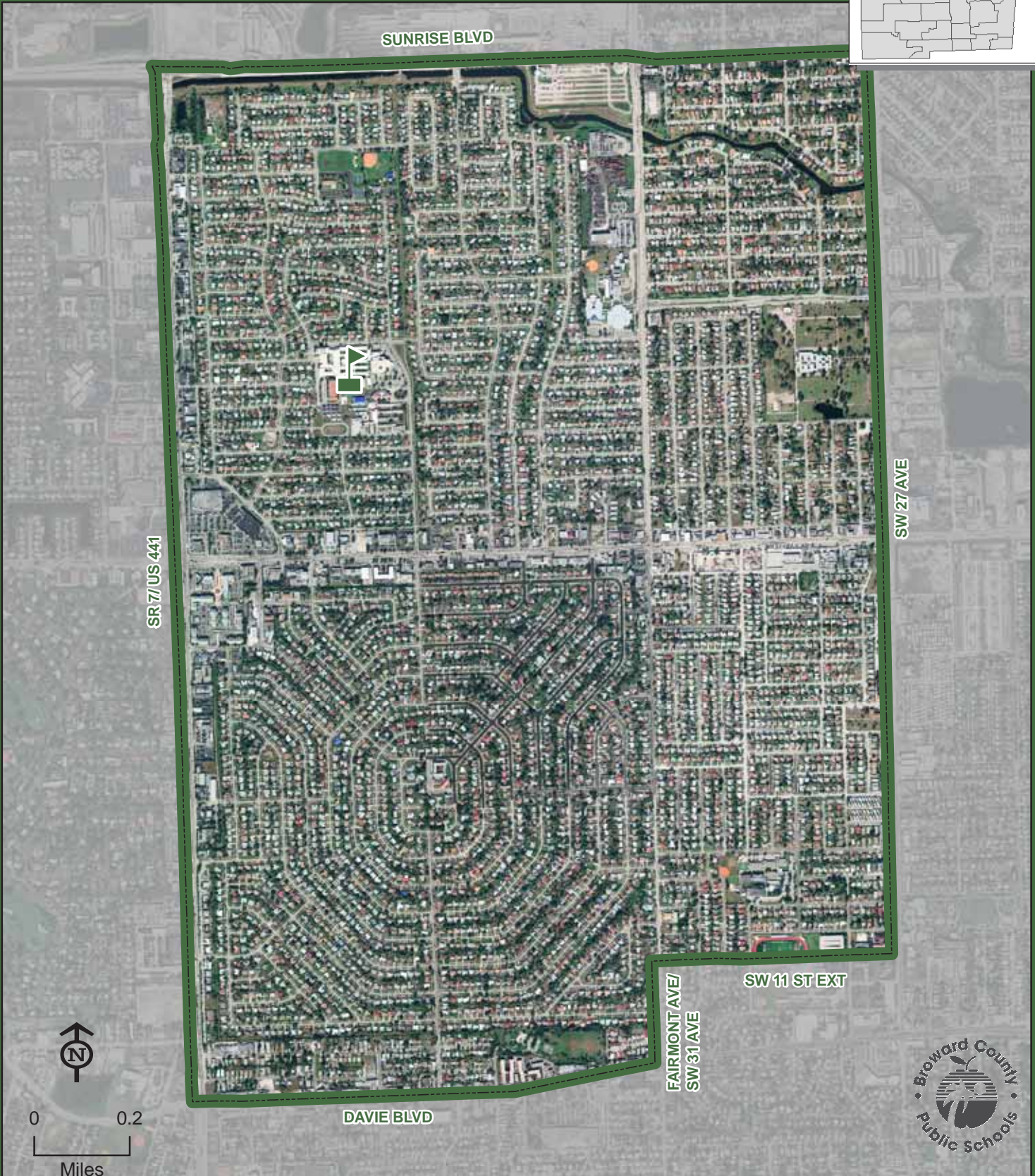
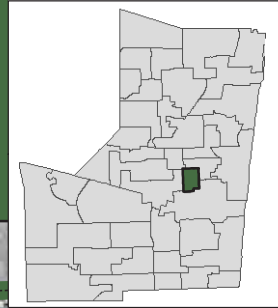
OLSEN

THIS MAP IS FOR CONCEPTUAL PURPOSES ONLY AND SHOULD NOT BE USED FOR LEGAL BOUNDARY DETERMINATIONS

PARKWAY MIDDLE SCHOOL

3600 NW 5 COURT
FORT LAUDERDALE, FLORIDA 33311
754-322-4000

Magnet School
(Information on reverse side)



PARKWAY



THIS MAP IS FOR CONCEPTUAL PURPOSES ONLY AND SHOULD NOT BE USED FOR LEGAL BOUNDARY DETERMINATIONS

School Boundaries Department • www.browardschools.com • 754.321.2480

PARKWAY MIDDLE SCHOOL

Magnet Program

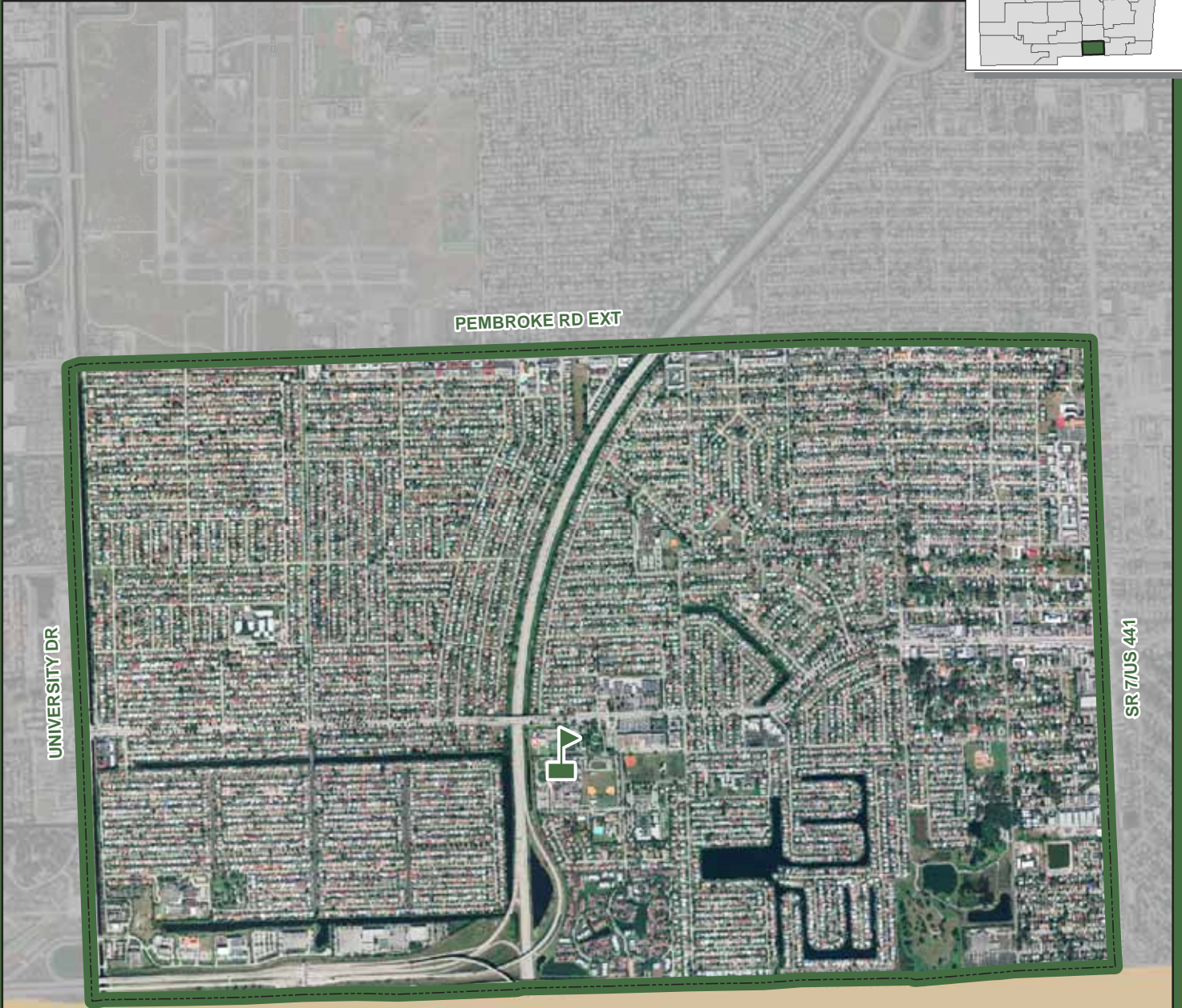
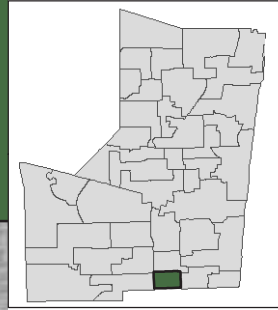
PERFORMING & VISUAL ARTS:

Students residing within the Parkway Middle attendance area automatically attend this school. Students countywide that meet the eligibility requirements may apply for admissions to the Performing & Visual Arts Program and receive transportation in accordance with Transportation Policy. Students will be admitted in accordance with the provisions of School Board Policy 5004.1. Application and deadline information is available online at www.browardschoolsmagnetprograms.com or through the Innovative Programs office at (754) 321-2380.

PERRY, HENRY D. MIDDLE SCHOOL

3400 WILDCAT WAY
MIRAMAR, FLORIDA 33023
754-323-3900

Innovative Program
(Information on reverse side)



BROWARD/MIAMI-DADE COUNTY LINE



0 0.25
Miles



THIS MAP IS FOR CONCEPTUAL PURPOSES ONLY AND SHOULD NOT BE USED FOR LEGAL BOUNDARY DETERMINATIONS

School Boundaries Department • www.browardschools.com • 754.321.2480

PERRY, HENRY D. MIDDLE SCHOOL

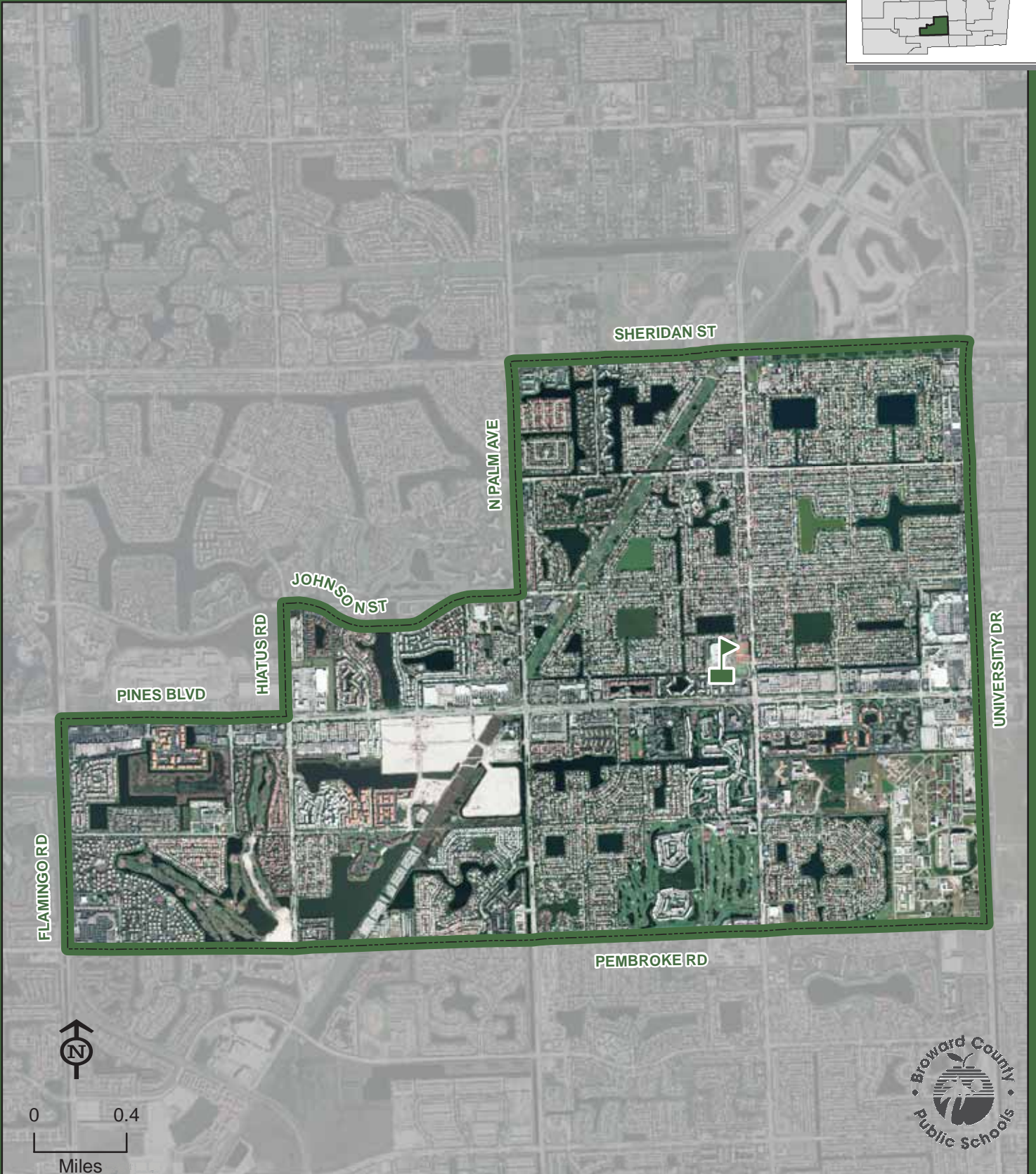
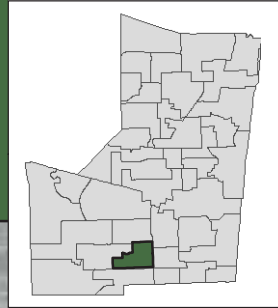
Innovative Program

MIDDLE YEARS PROGRAM (MYP)/INTERNATIONAL BACCALAUREATE:


Students residing within the Henry D. Perry Middle attendance area automatically attend this school.

PINES MIDDLE SCHOOL

200 NW DOUGLAS ROAD
PEMBROKE PINES, FLORIDA 33024
754-323-4000

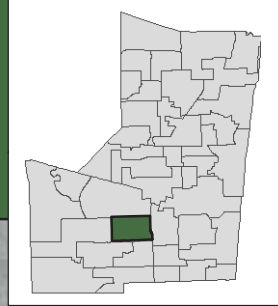


THIS MAP IS FOR CONCEPTUAL PURPOSES ONLY AND SHOULD NOT BE USED FOR LEGAL BOUNDARY DETERMINATIONS



PIONEER MIDDLE SCHOOL

5350 SW 90 AVENUE
COOPER CITY, FLORIDA 33328
754-323-4100



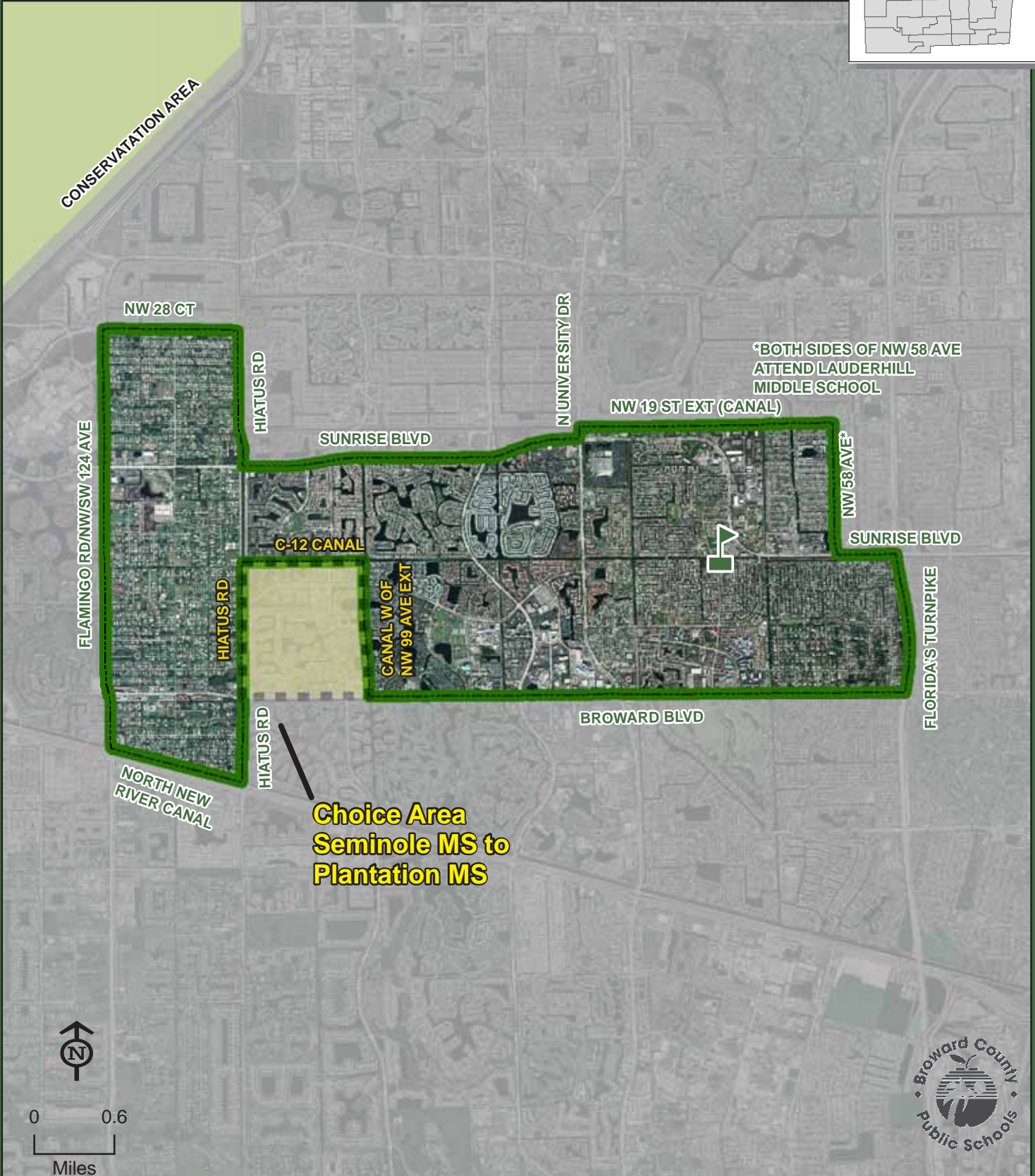
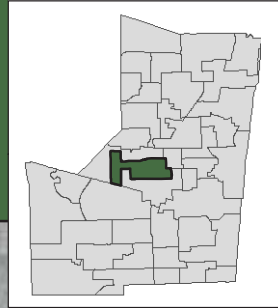
THIS MAP IS FOR CONCEPTUAL PURPOSES ONLY AND SHOULD NOT BE USED FOR LEGAL BOUNDARY DETERMINATIONS

School Boundaries Department • www.browardschools.com • 754.321.2480

PLANTATION MIDDLE SCHOOL

6600 W SUNRISE BOULEVARD
PLANTATION, FLORIDA 33313
754-322-4100

Choice Area
Innovative Program
(Information on reverse side)



PLANTATION

THIS MAP IS FOR CONCEPTUAL PURPOSES ONLY AND SHOULD NOT BE USED FOR LEGAL BOUNDARY DETERMINATIONS

PLANTATION MIDDLE SCHOOL

Choice Area Description

SEMINOLE MIDDLE TO PLANTATION MIDDLE:

Sixth through eighth grade students residing in the area bounded south of the C-12 Canal, west of the Canal west of NW 99 Avenue Extended, north of Broward Boulevard and east of Hiatus Road are assigned to Seminole Middle School with a choice to attend Plantation Middle School.

Students interested in attending the Choice School must apply for a reassignment between May 1 and June 15. The reassignment application is available online at www.browardschools.com, or through the Innovative Programs office at (754) 321-2380.

Innovative Program

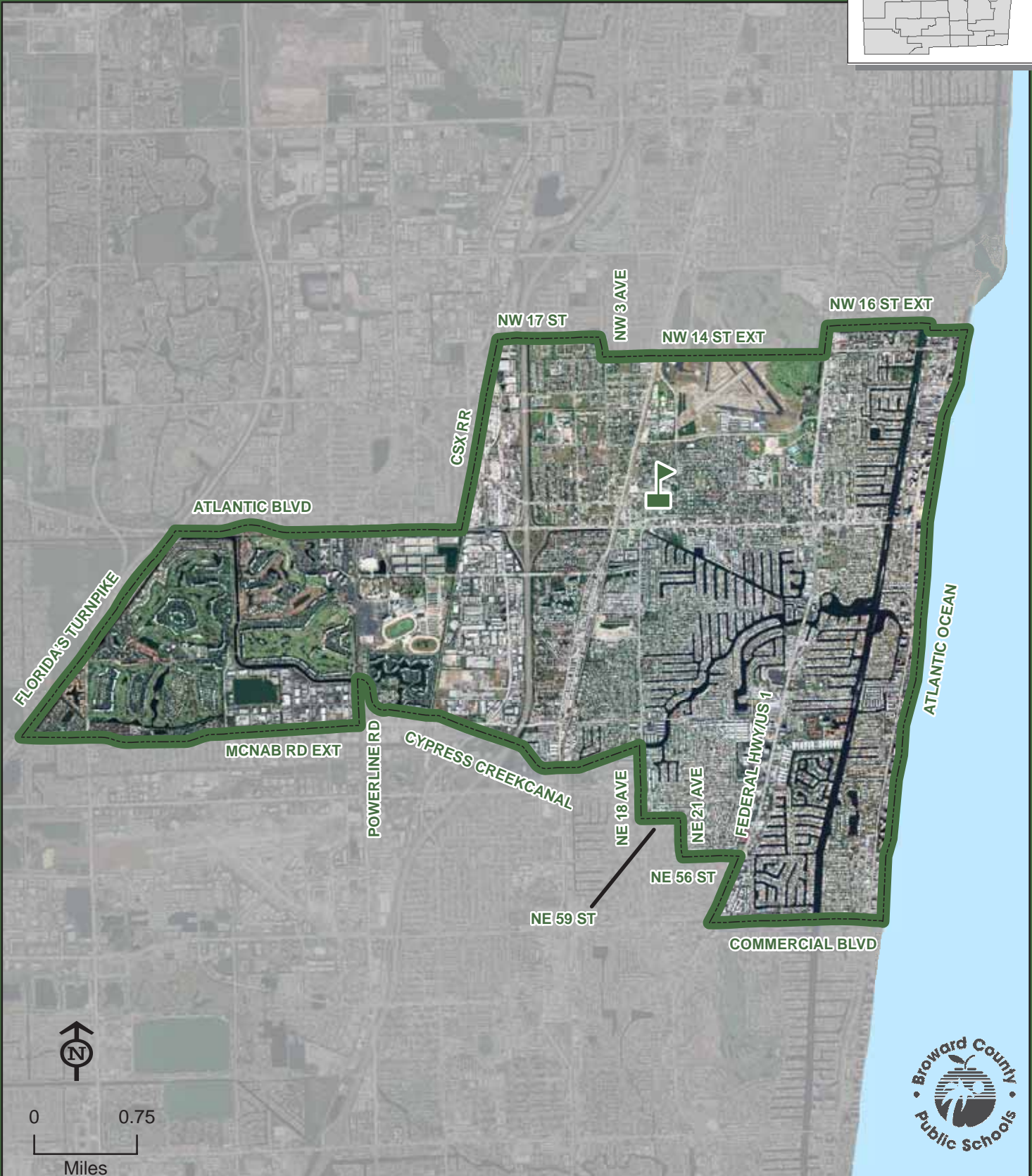
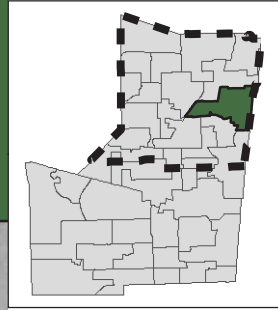
CENTER FOR LITERARY ARTS APPLYING FOR THE MIDDLE YEARS PROGRAM (MYP)/INTERNATIONAL BACCALAUREATE:

Students residing within the Plantation Middle attendance area automatically attend this school.


POMPANO BEACH MIDDLE SCHOOL

310 NE 6 STREET
POMPANO BEACH, FLORIDA 33060
754-322-4200

Magnet School
(Information on reverse side)



POMPANO BEACH



THIS MAP IS FOR CONCEPTUAL PURPOSES ONLY AND SHOULD NOT BE USED FOR LEGAL BOUNDARY DETERMINATIONS

School Boundaries Department • www.browardschools.com • 754.321.2480

POMPANO BEACH MIDDLE SCHOOL

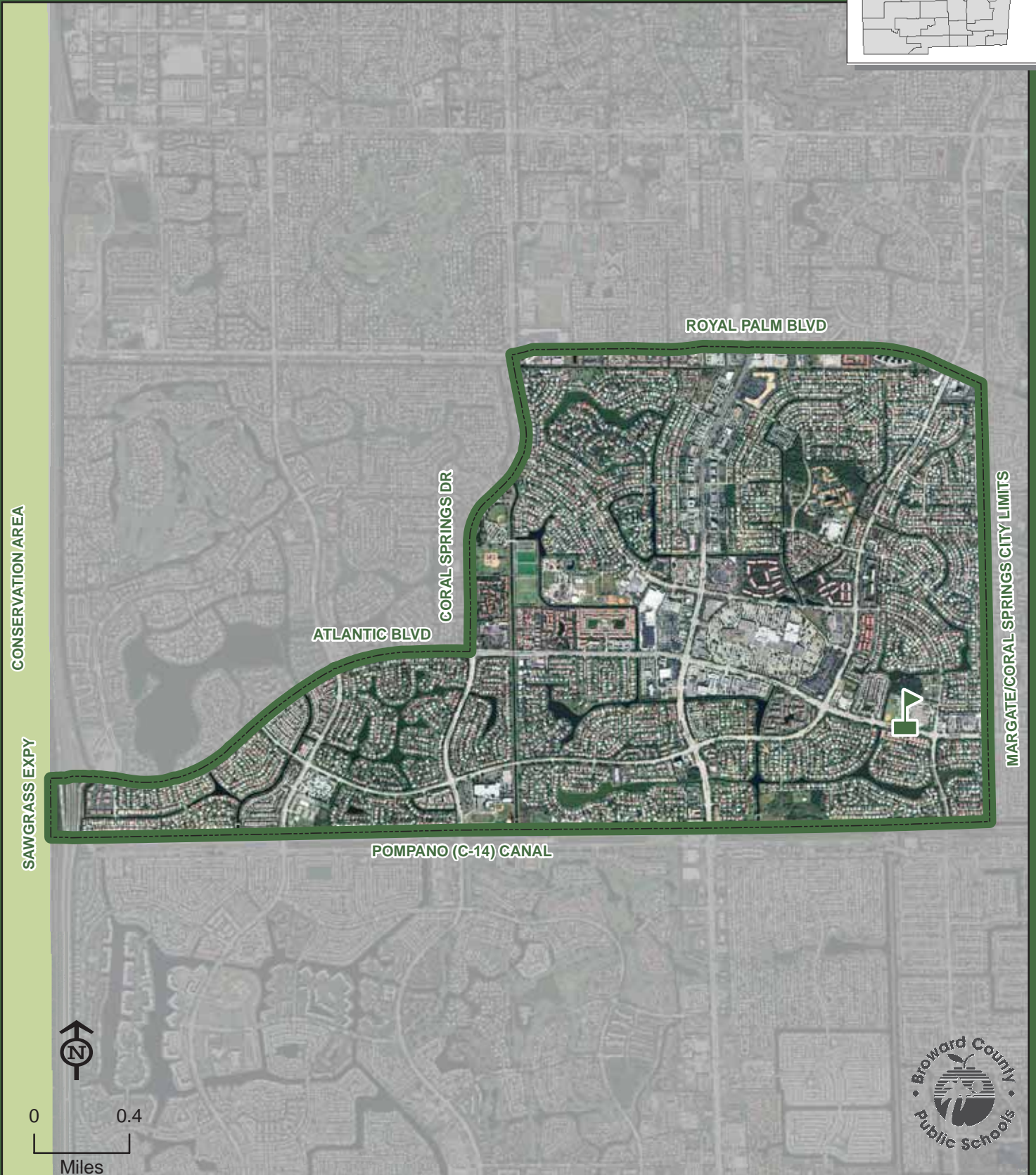
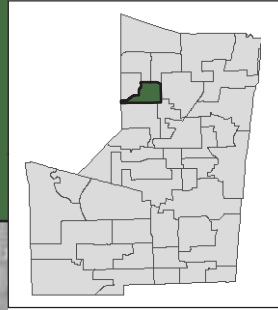
Magnet Program

COMMUNICATIONS/BROADCAST ARTS:

Students residing within the Pompano Beach Middle attendance area automatically attend this school. Students living north of Sunrise Boulevard that meet the eligibility requirements may apply for admission to the Communications/Broadcast Arts Program and receive transportation in accordance with Transportation Policy. Students will be admitted in accordance with the provisions of School Board Policy 5004.1. Application and deadline information is available online at www.browardschoolsmagnetprograms.com or through the Innovative Programs office at (754) 321-2380.

RAMBLEWOOD MIDDLE SCHOOL

8505 W ATLANTIC BOULEVARD
CORAL SPRINGS, FLORIDA 33071
754-322-4300

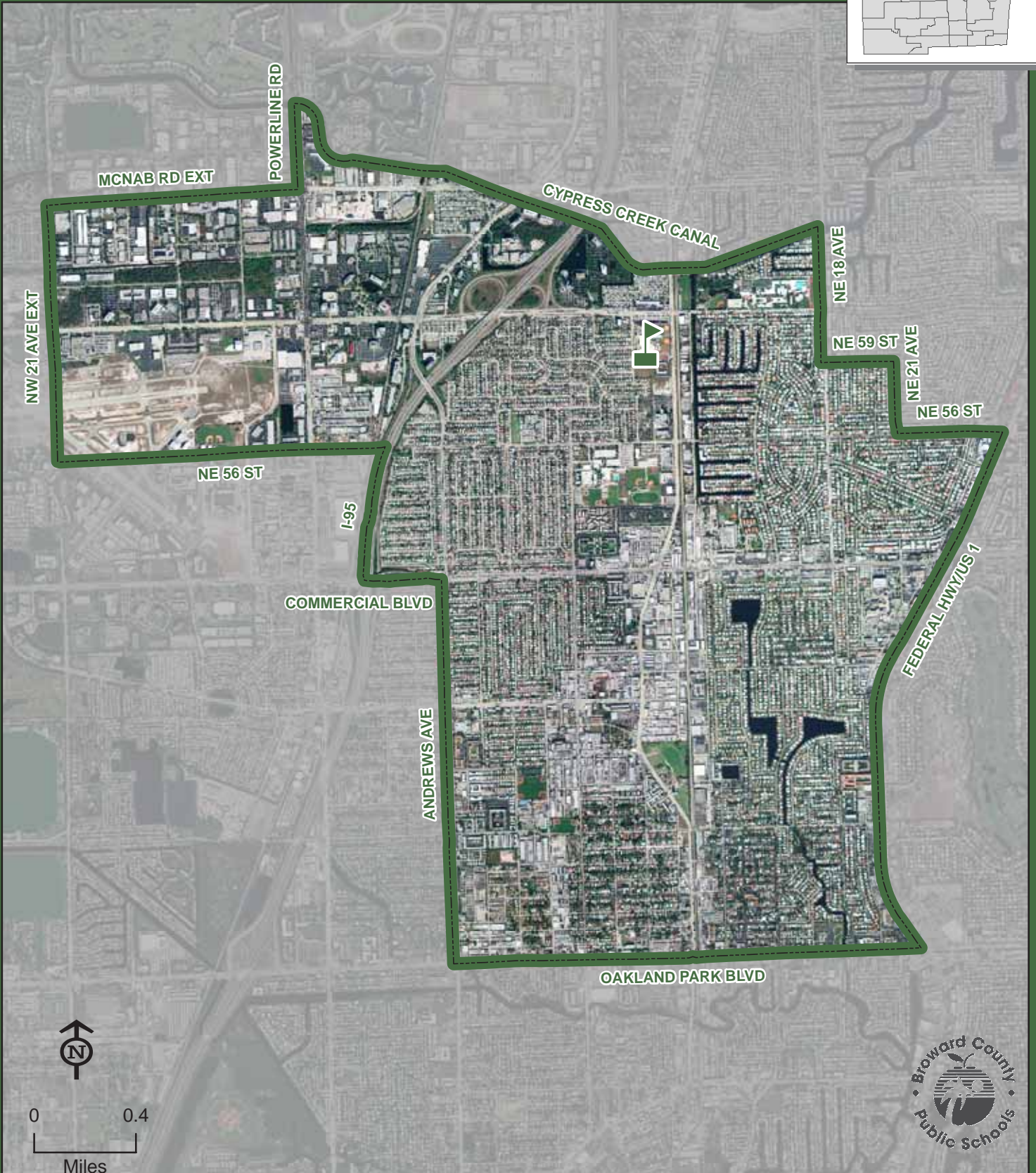
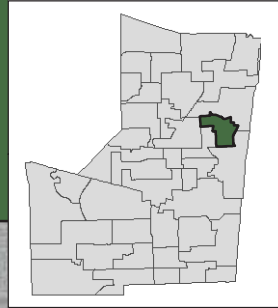


RAMBLEWOOD

THIS MAP IS FOR CONCEPTUAL PURPOSES ONLY AND SHOULD NOT BE USED FOR LEGAL BOUNDARY DETERMINATIONS

RICKARDS, JAMES S. MIDDLE SCHOOL

6000 NE 9 AVENUE
OAKLAND PARK, FLORIDA 33334
754-322-4400



RICKARDS, JAMES S.

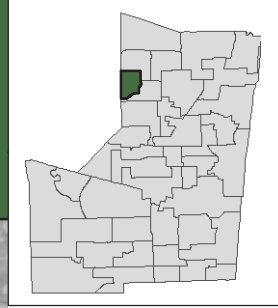
THIS MAP IS FOR CONCEPTUAL PURPOSES ONLY AND SHOULD NOT BE USED FOR LEGAL BOUNDARY DETERMINATIONS

School Boundaries Department • www.browardschools.com • 754.321.2480

SAWGRASS SPRINGS MIDDLE SCHOOL

12500 W SAMPLE ROAD
CORAL SPRINGS, FLORIDA 33065
754-322-4500

Innovative Program
(Information on reverse side)



CONSERVATION AREA

SAWGRASS EXPY

SAMPLE RD

CORAL SPRINGS DR

ATLANTIC BLVD

SAWGRASS SPRINGS



0 0.25
Miles



THIS MAP IS FOR CONCEPTUAL PURPOSES ONLY AND SHOULD NOT BE USED FOR LEGAL BOUNDARY DETERMINATIONS

School Boundaries Department • www.browardschools.com • 754.321.2480

SAWGRASS SPRINGS MIDDLE SCHOOL

Innovative Program

ENVIRONMENTAL SCIENCE:

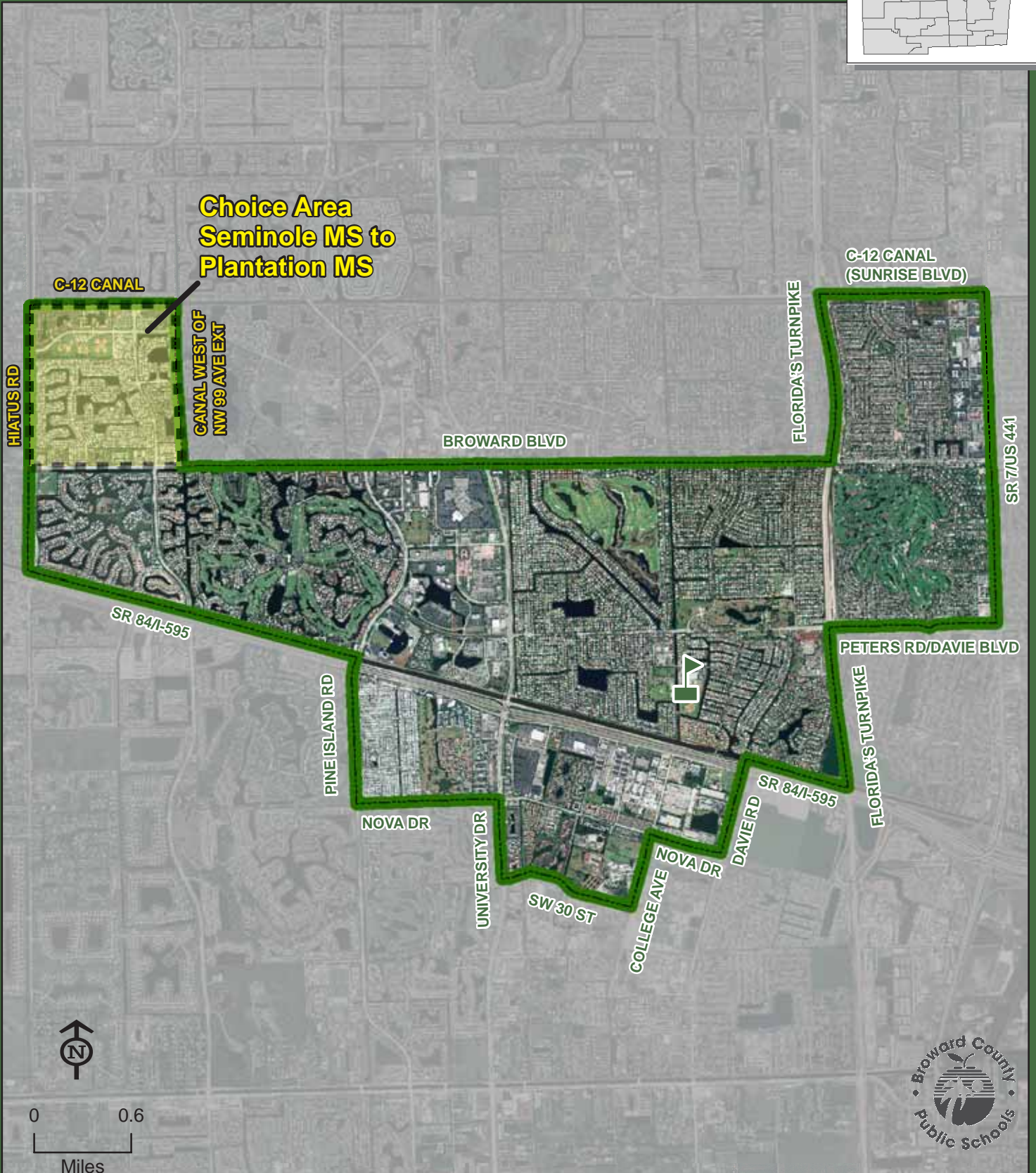
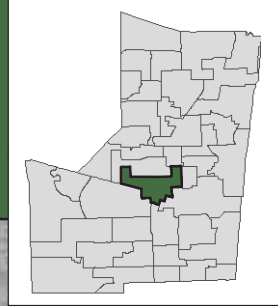
Students residing within the Sawgrass Springs Middle attendance area automatically attend this school.

SEMINOLE MIDDLE SCHOOL

6200 SW 16 STREET
PLANTATION, FLORIDA 33317
754-323-4200

Choice Area

(Information on reverse side)



THIS MAP IS FOR CONCEPTUAL PURPOSES ONLY AND SHOULD NOT BE USED FOR LEGAL BOUNDARY DETERMINATIONS

School Boundaries Department • www.browardschools.com • 754.321.2480

SEMINOLE MIDDLE SCHOOL

Choice Area Description

SEMINOLE MIDDLE TO PLANTATION MIDDLE:

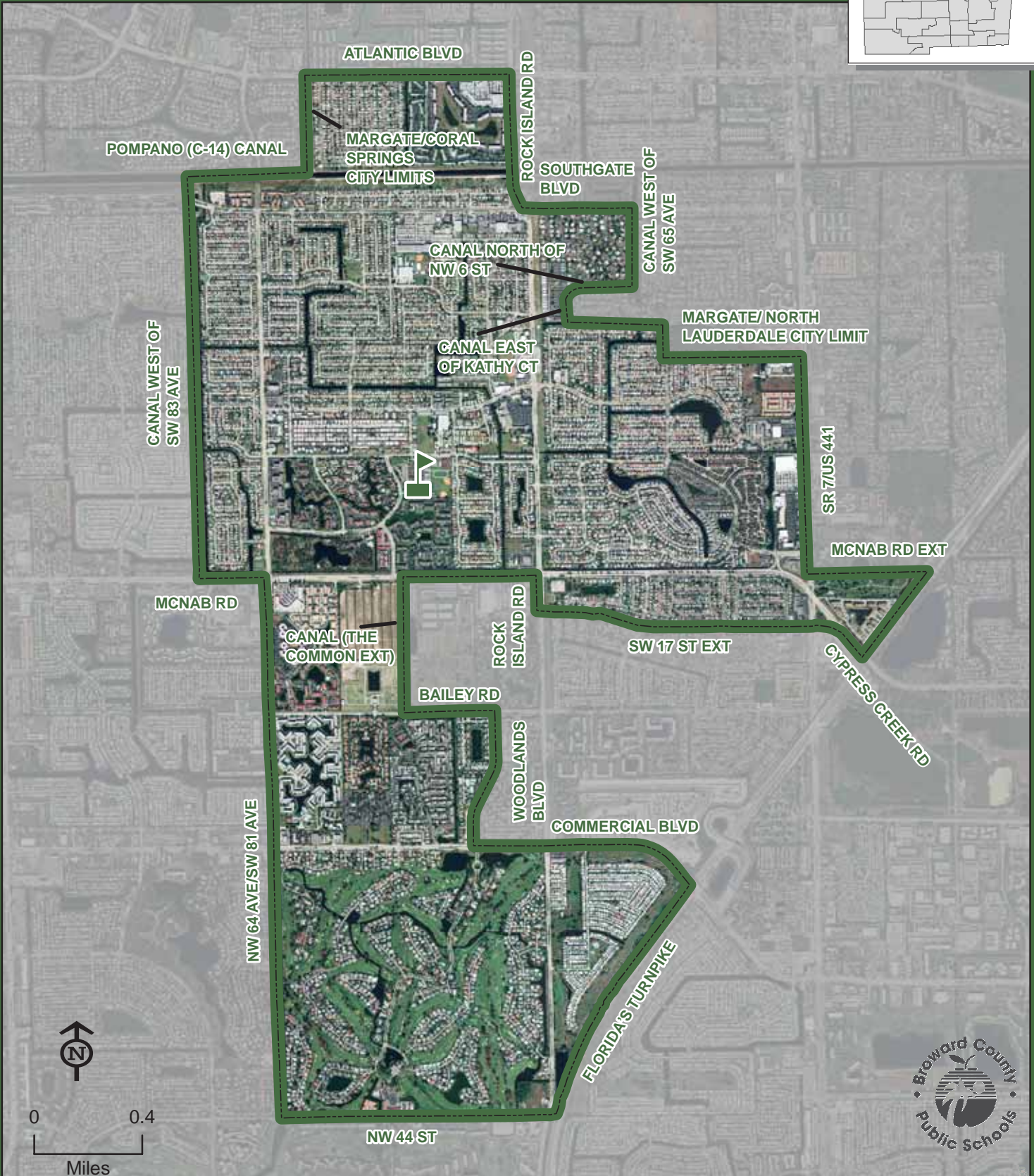
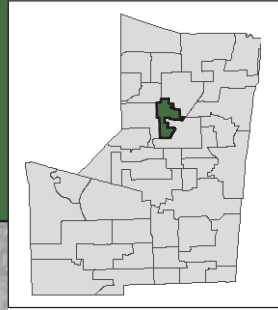
Sixth through eighth grade students residing in the area bounded south of the C-12 Canal, west of the Canal west of NW 99 Avenue Extended, north of Broward Boulevard and east of Hiatus Road are assigned to Seminole Middle School with a choice to attend Plantation Middle School.

Students interested in attending the Choice School must apply for a reassignment between May 1 and June 15. The reassignment application is available online at www.browardschools.com, or through the Innovative Programs office at (754) 321-2380.

SILVER LAKES MIDDLE SCHOOL

7600 TAM O'SHANTER BOULEVARD
NORTH LAUDERDALE, FLORIDA 33068
754-322-4600

Innovative Program
(Information on reverse side)



SILVER LAKES



THIS MAP IS FOR CONCEPTUAL PURPOSES ONLY AND SHOULD NOT BE USED FOR LEGAL BOUNDARY DETERMINATIONS

School Boundaries Department • www.browardschools.com • 754.321.2480

SILVER LAKES MIDDLE SCHOOL

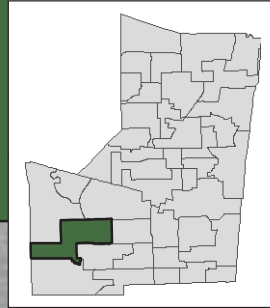
Innovative Program

LIBERAL ARTS PROGRAM APPLYING FOR THE MIDDLE YEARS PROGRAM (MYP)/INTERNATIONAL BACCALAUREATE :

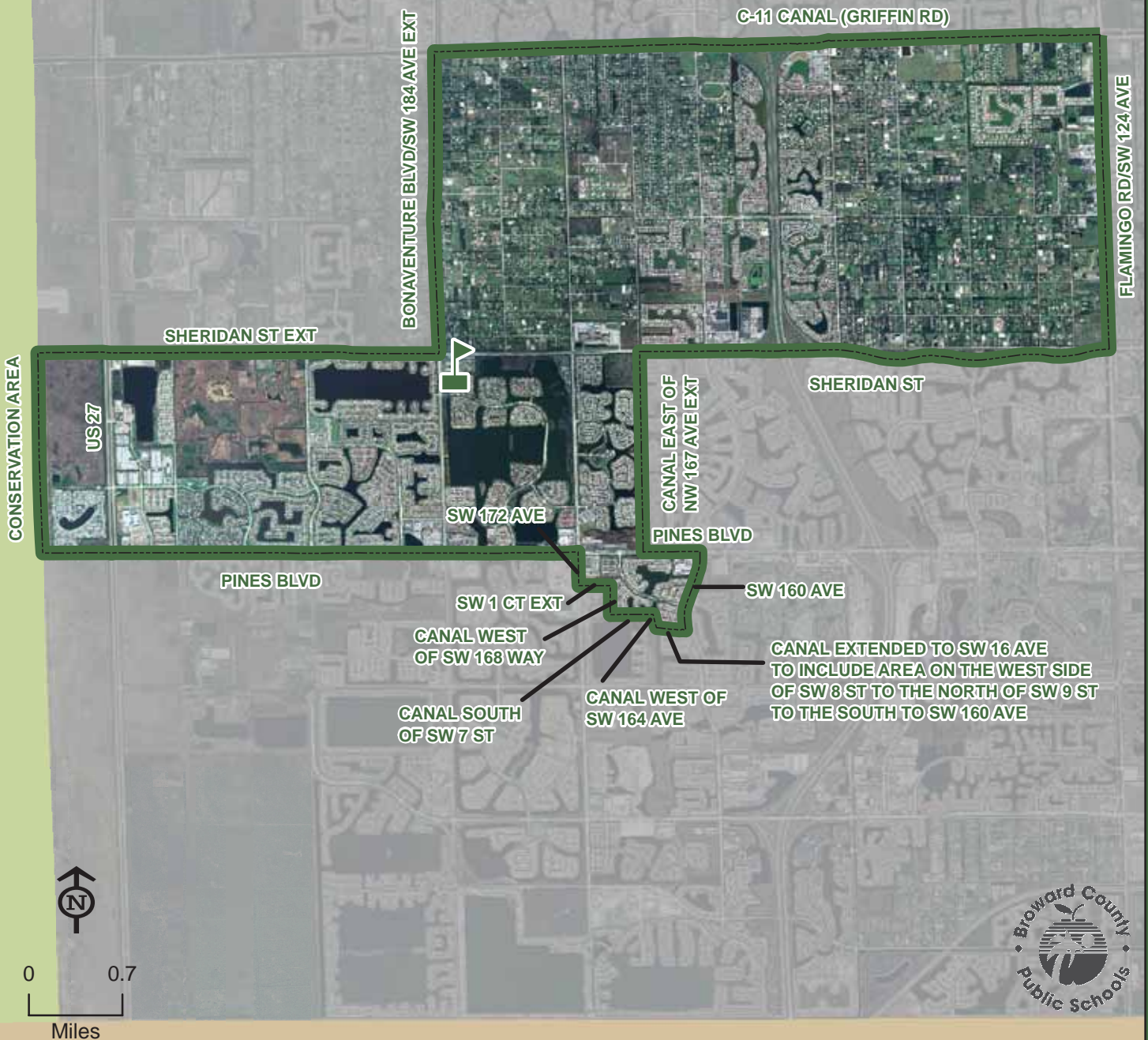
Students residing within the Silver Lakes Middle attendance area automatically attend this school.

SILVER TRAIL MIDDLE SCHOOL

18300 SHERIDAN STREET
PEMBROKE PINES, FLORIDA 33331
754-323-4300



Middle school students living on both sides of US 27 in seasonal or temporary facilities from Sheridan Street north to the Palm Beach County line attend Walter C. Young Middle School.



SILVER TRAIL

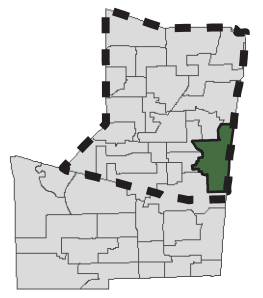
THIS MAP IS FOR CONCEPTUAL PURPOSES ONLY AND SHOULD NOT BE USED FOR LEGAL BOUNDARY DETERMINATIONS

School Boundaries Department • www.browardschools.com • 754.321.2480

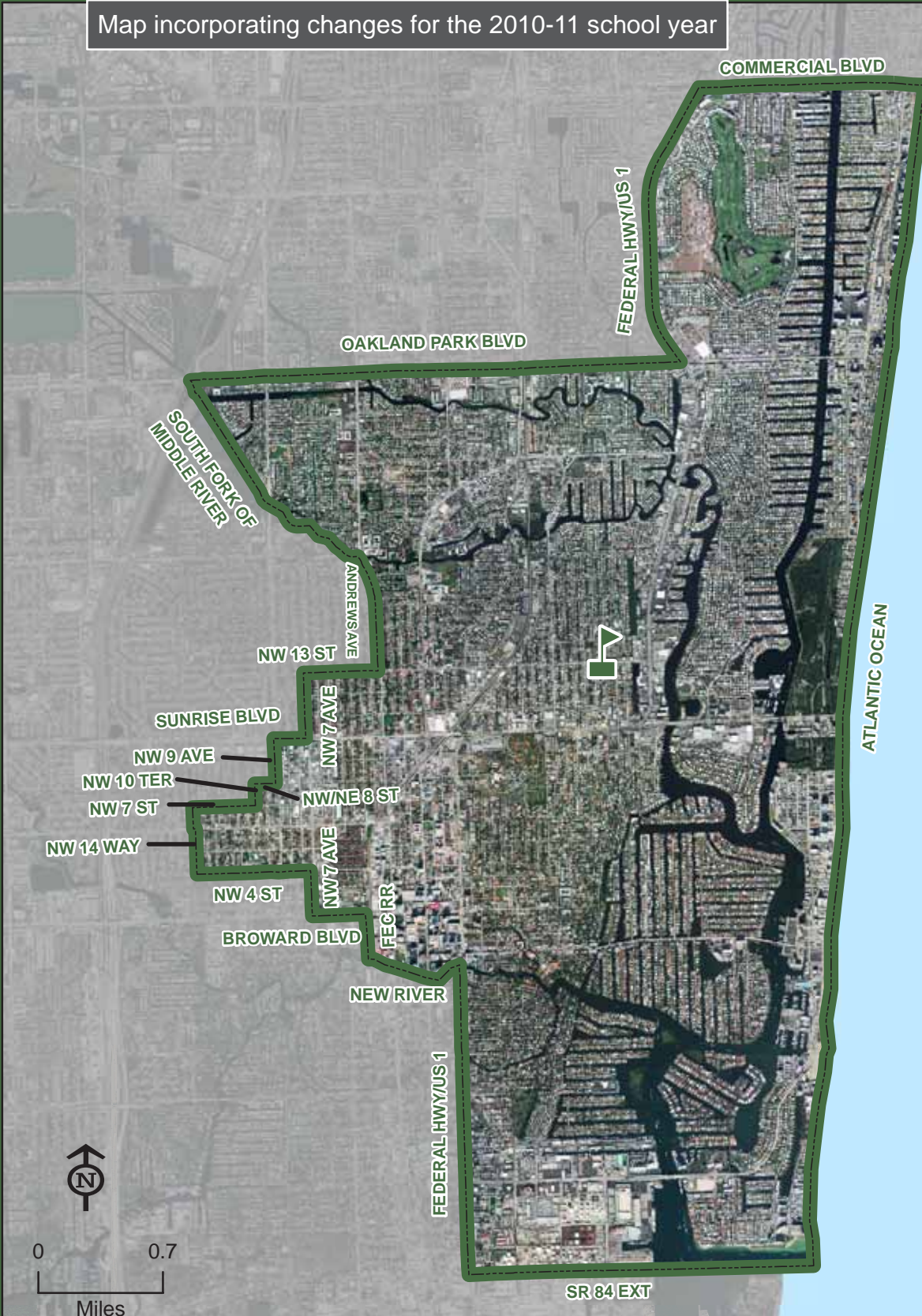
SUNRISE MIDDLE SCHOOL

1750 NE 14 STREET
FORT LAUDERDALE, FLORIDA 33304
754-322-4700


Magnet School
(Information on reverse side)



Map incorporating changes for the 2010-11 school year



SUNRISE



THIS MAP IS FOR CONCEPTUAL PURPOSES ONLY AND SHOULD NOT BE USED FOR LEGAL BOUNDARY DETERMINATIONS

SUNRISE MIDDLE SCHOOL

Students residing south of Interstate 595 currently attending Sunrise Middle School may continue in the program or may apply to attend new School C Montessori. Students residing south of Interstate 595 matriculating in theme from elementary to middle will have a priority to receive a middle level seat at new School C Montessori if their application is received prior to the Magnet Program application deadline.

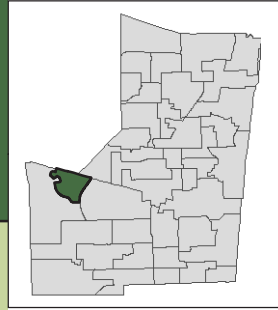
Magnet Programs

MONTESSORI:

Students residing within the Sunrise Middle attendance area automatically attend this school. Students residing north of Interstate 595 that meet the eligibility requirements may apply for admission to the Montessori Program and receive transportation in accordance with Transportation Policy. Students will be admitted in accordance with the provisions of School Board Policy 5004.1. Application and deadline information is available online at www.browardschoolsmagnetprograms.com or through the Innovative Programs office at (754) 321-2380.

TEQUESTA TRACE MIDDLE SCHOOL

1800 INDIAN TRACE
FORT LAUDERDALE, FLORIDA 33326
754-323-4400



TEQUESTA TRACE

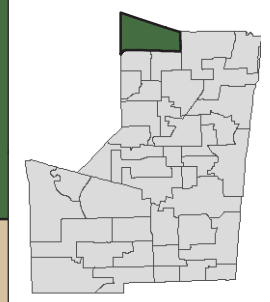
THIS MAP IS FOR CONCEPTUAL PURPOSES ONLY AND SHOULD NOT BE USED FOR LEGAL BOUNDARY DETERMINATIONS

School Boundaries Department • www.browardschools.com • 754.321.2480

WESTGLADES MIDDLE SCHOOL

11000 HOLMBERG ROAD
PARKLAND, FLORIDA 33076
754-322-4800

Map incorporating school boundary changes for the 2010-11 school year



CONSERVATION AREA

BROWARD/PALM BEACH COUNTY LINE

SR 71 US 441

WESTGLADES

SAWGRASS EXPY



0 0.7
Miles

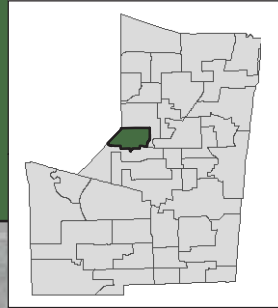


THIS MAP IS FOR CONCEPTUAL PURPOSES ONLY AND SHOULD NOT BE USED FOR LEGAL BOUNDARY DETERMINATIONS

School Boundaries Department • www.browardschools.com • 754.321.2480

WESTPINE MIDDLE SCHOOL

9393 NW 50 STREET
SUNRISE, FLORIDA 33351
754-322-4900

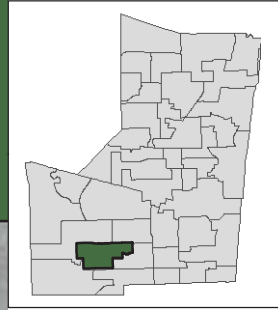


WESTPINE

THIS MAP IS FOR CONCEPTUAL PURPOSES ONLY AND SHOULD NOT BE USED FOR LEGAL BOUNDARY DETERMINATIONS

YOUNG, WALTER C. MIDDLE SCHOOL

901 NW 129 AVENUE
PEMBROKE PINES, FLORIDA 33028
754-323-4500



YOUNG, WALTER C.

THIS MAP IS FOR CONCEPTUAL PURPOSES ONLY AND SHOULD NOT BE USED FOR LEGAL BOUNDARY DETERMINATIONS

School Boundaries Department • www.browardschools.com • 754.321.2480

IV. BOARD AGENDA ITEM 3
PROPOSED HIGH SCHOOL ATTENDANCE AREAS

The School Board of Broward County, Florida will vote on all high school attendance areas for the 2010-11 school year as a separate agenda item.

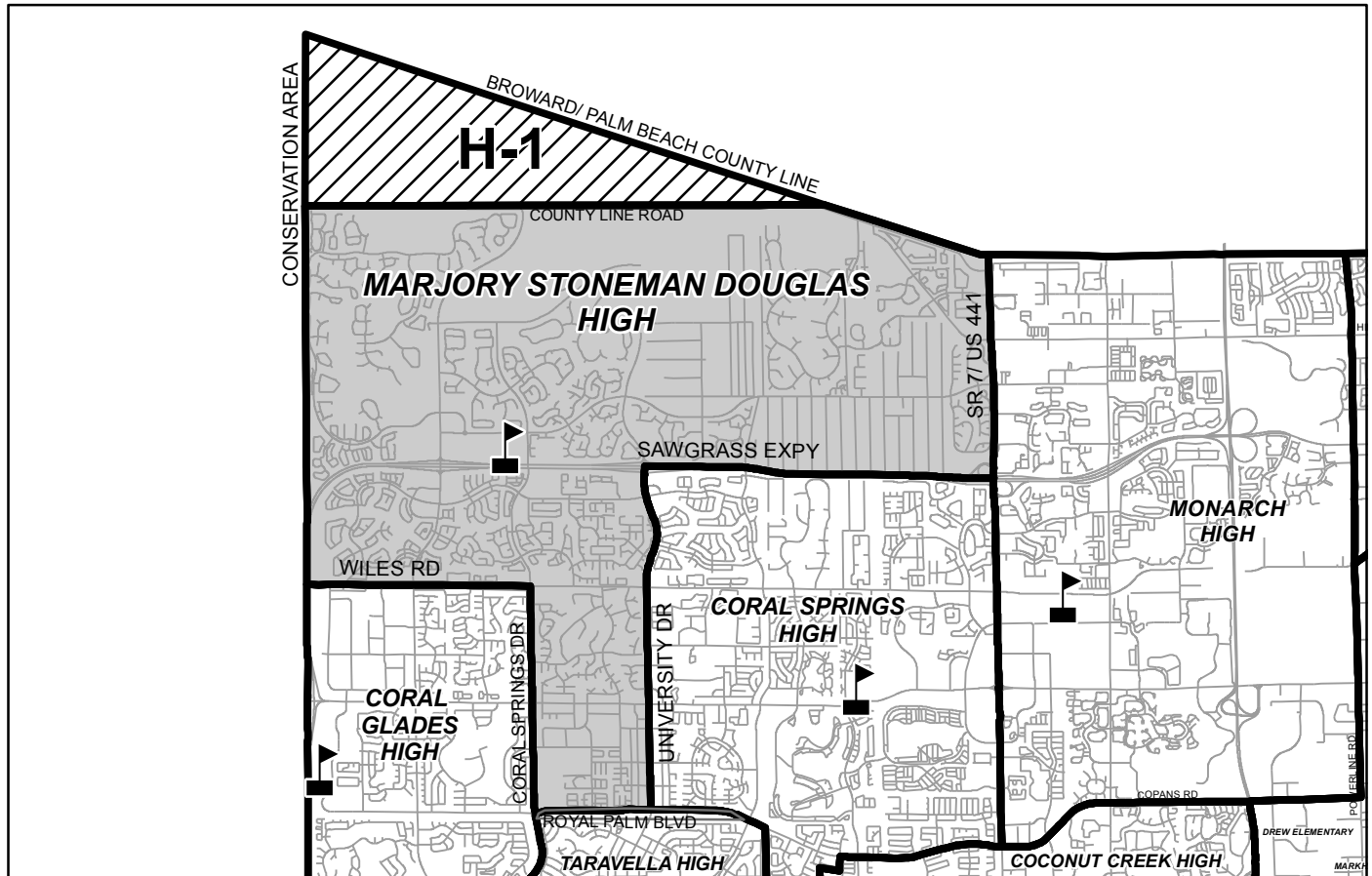
SUPPORTING DOCUMENTATION
2010-11 Proposed High School Attendance Areas

For all high schools in the District, attendance areas will be the same in the 2010-11 school year as they were in the 2009-10 school year or will follow previously approved grade phase ins.

RECOMMENDATION H-1

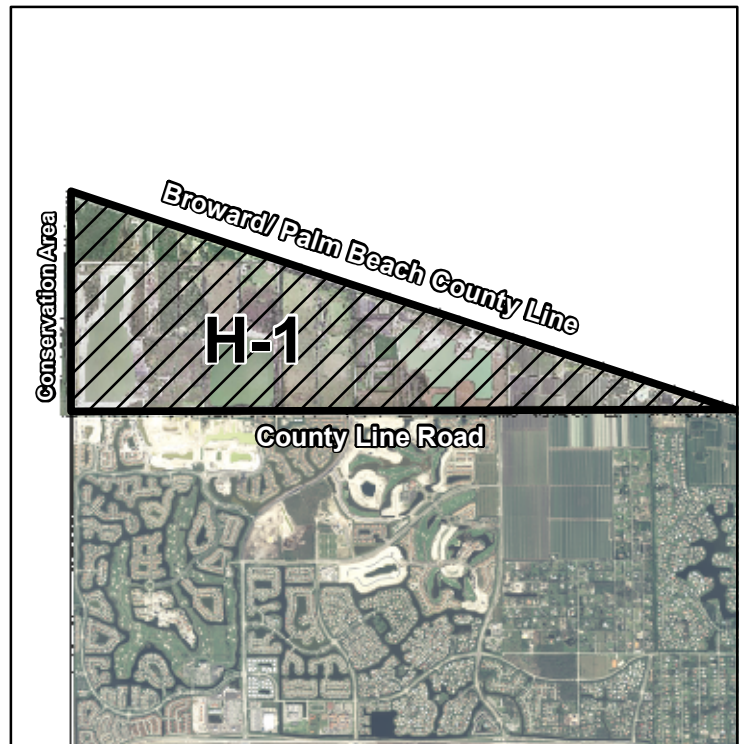
RECOMMENDATION DESCRIPTION:

Adjust the boundary for Marjory Stoneman Douglas High School to include the newly annexed "Wedge" area. Ninth through twelfth grade students in this area attend Marjory Stoneman Douglas High School in 2010-11.



AREA AFFECTED:

Commence at the intersection of the Broward/ Palm Beach County Line and County Line Road, west along County Line Road to the Conservation Area boundary, north along the Conservation Area boundary to the Broward/ Palm Beach County Line, and southeast along the Broward/ Palm Beach County Line to County Line Road.



Recommendation H-1
Projected Enrollment and Diversity
Data

2009-10 School Year									
Schools	Sept. 2009 Capacity					20th Day Enroll.	+/- FISH	+/- LOS	% Perm. FISH Capacity****
	FISH*	Gross**	LOS***						
Stoneman Douglas High	3,082	3,571	3,390			3,241	159	(149)	105.2%

2010-11 School Year									
Schools	Sept. 2009 Capacity			Projection Without Change	Net Transfer	Projection With Change	+/- FISH With Change	+/- LOS With Change	% Perm. FISH With Change****
	FISH*		LOS						
Stoneman Douglas High	3,082		3,390	3,316	3	3,319	237	(71)	107.7%

2011-12 School Year									
Schools	Sept. 2009 Capacity			Projection Without Change	Net Transfer	Projection With Change	+/- FISH With Change	+/- LOS With Change	% Perm. FISH With Change****
	FISH*		LOS						
Stoneman Douglas High	3,082		3,390	3,308	3	3,311	229	(79)	107.4%

2012-13 School Year									
Schools	Sept. 2009 Capacity			Projection Without Change	Net Transfer	Projection With Change	+/- FISH With Change	+/- LOS With Change	% Perm. FISH With Change****
	FISH*		LOS						
Stoneman Douglas High	3,082		3,390	3,334	3	3,337	255	(53)	108.3%

2013-14 School Year									
Schools	Sept. 2009 Capacity			Projection Without Change	Net Transfer	Projection With Change	+/- FISH With Change	+/- LOS With Change	% Perm. FISH With Change****
	FISH*		LOS						
Stoneman Douglas High	3,082		3,390	3,314	3	3,317	235	(73)	107.6%

2014-15 School Year									
Schools	Sept. 2009 Capacity			Projection Without Change	Net Transfer	Projection With Change	+/- FISH With Change	+/- LOS With Change	% Perm. FISH With Change****
	FISH*		LOS						
Stoneman Douglas High	3,082		3,390	3,260	3	3,263	181	(127)	105.9%

* Florida Inventory of School Houses (FISH) capacity includes permanent structures only.

** Gross Capacity = FISH capacity + relocatable capacity

*** LOS = 110% of FISH capacity

**** Enrollment exceeding 110% of permanent FISH capacity does not meet the LOS requirement.

Diversity Breakdown E = Existing P = Proposed									
High School	White	Black	Hispanic	Asian	Native American	Multi	ELL	ESE	FRL
Stoneman Douglas, Marjory (E)	68.4%	8.9%	14.2%	6.2%	0.2%	2.1%	2.8%	7.2%	12.7%
Stoneman Douglas, Marjory (P)	Data not available								
District Diversity	29.1%	38.2%	25.3%	3.6%	0.7%	3.1%	9.5%	11.9%	52.5%

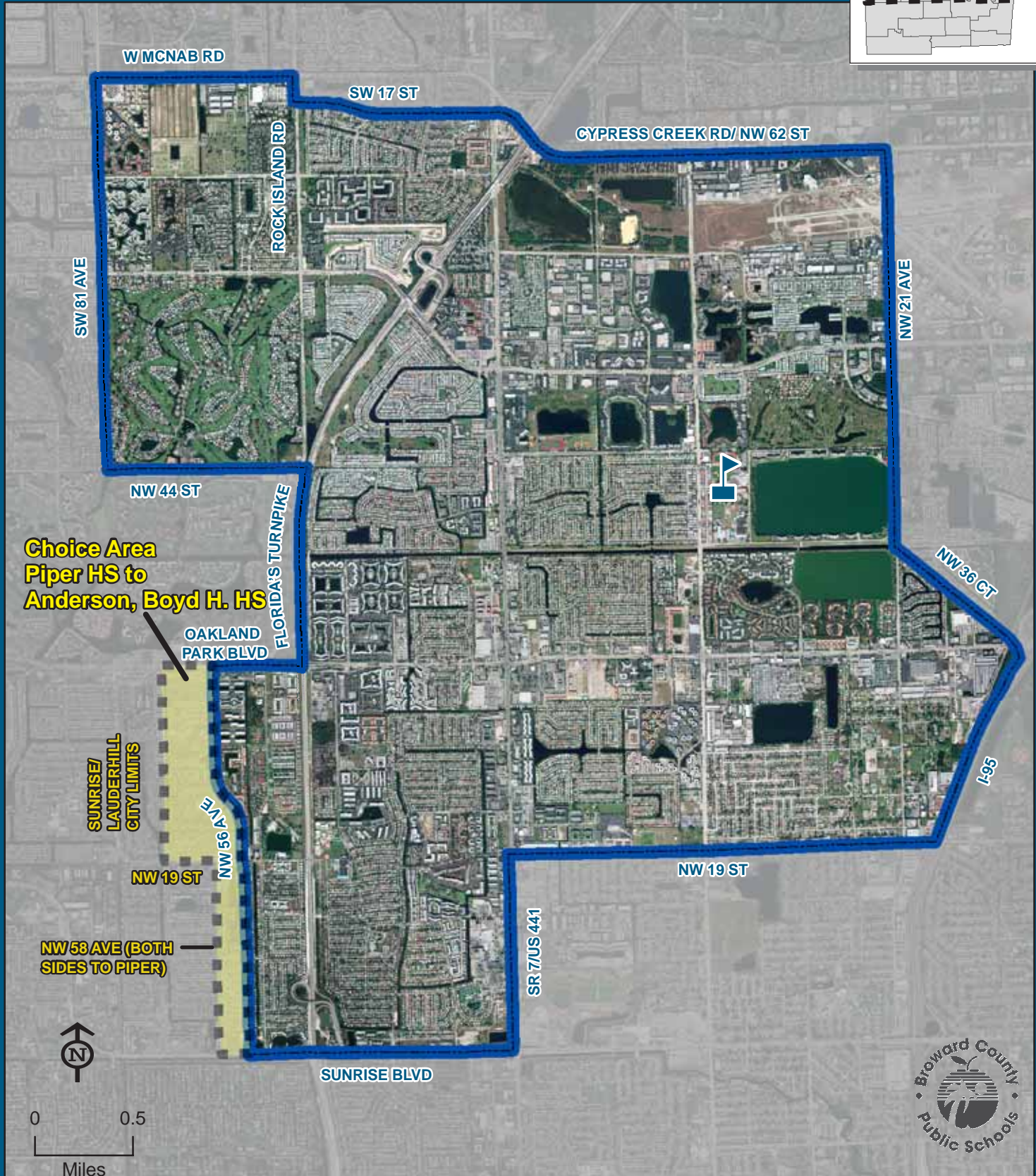
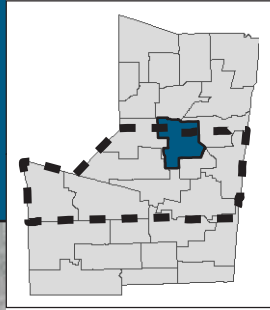
2009-10 Feeder Pattern from Elementary to Middle to High School			
Heron Heights Elementary	Westglades Middle	Stoneman Douglas, Marjory High	100.0%
Park Trails Elementary	Westglades Middle	Stoneman Douglas, Marjory High	100.0%
Riverglades Elementary	Westglades Middle	Stoneman Douglas, Marjory High	100.0%
Country Hills Elementary	Coral Springs Middle	Stoneman Douglas, Marjory High	100.0%
Eagle Ridge Elementary	Coral Springs Middle	Stoneman Douglas, Marjory High	100.0%
Parkside Elementary	Coral Springs Middle	Stoneman Douglas, Marjory High	53.2%

2010-11 Proposed High School Attendance Areas

ANDERSON, BOYD HIGH SCHOOL

3050 NW 41 STREET
LAUDERDALE LAKES, FLORIDA 33309
754-322-0200

Choice Area
Magnet School
(Information on reverse side)



ANDERSON, BOYD

THIS MAP IS FOR CONCEPTUAL PURPOSES ONLY AND SHOULD NOT BE USED FOR LEGAL BOUNDARY DETERMINATIONS

ANDERSON, BOYD HIGH SCHOOL

Choice Area Description

PIPER HIGH TO BOYD H. ANDERSON HIGH:

Ninth through twelfth grade students residing within the area boundared by the Sunrise/Lauderhill city limits and Oakland Park Boulevard, east along Oakland Park Boulevard to NW 56 Avenue, south along NW 56 Avenue to Sunrise Boulevard, west along Sunrise Boulevard to NW 58 Avenue, north along NW 58 Avenue to NW 19 Street, west along NW 19 Street to the Sunrise/Lauderhill city limits, north along the Sunrise/Lauderhill city limits to Oakland Park Boulevard are assigned to Piper High School with a choice to attend Boyd Anderson High School.

Students interested in attending the Choice School must apply for a reassignment between May 1 and June 15. The reassignment application is available online at www.browardschools.com, or through the Innovative Programs office at (754) 321-2380.

Magnet Programs

INTERNATIONAL BACCALAUREATE DIPLOMA:

Students residing within the Boyd H. Anderson High attendance area automatically attend this school. Students residing south of Commercial Boulevard and north of Griffin Road that meet the eligibility requirements may apply for admission to the International Baccalaureate Diploma Program and receive transportation in accordance with Transportation Policy. Students will be admitted in accordance with the provisions of School Board Policy 5004.1. Application and deadline information is available online at www.browardschoolsmagnetprograms.com or through the Innovative Programs office at (754) 321-2380.

HEALTH & WELLNESS:

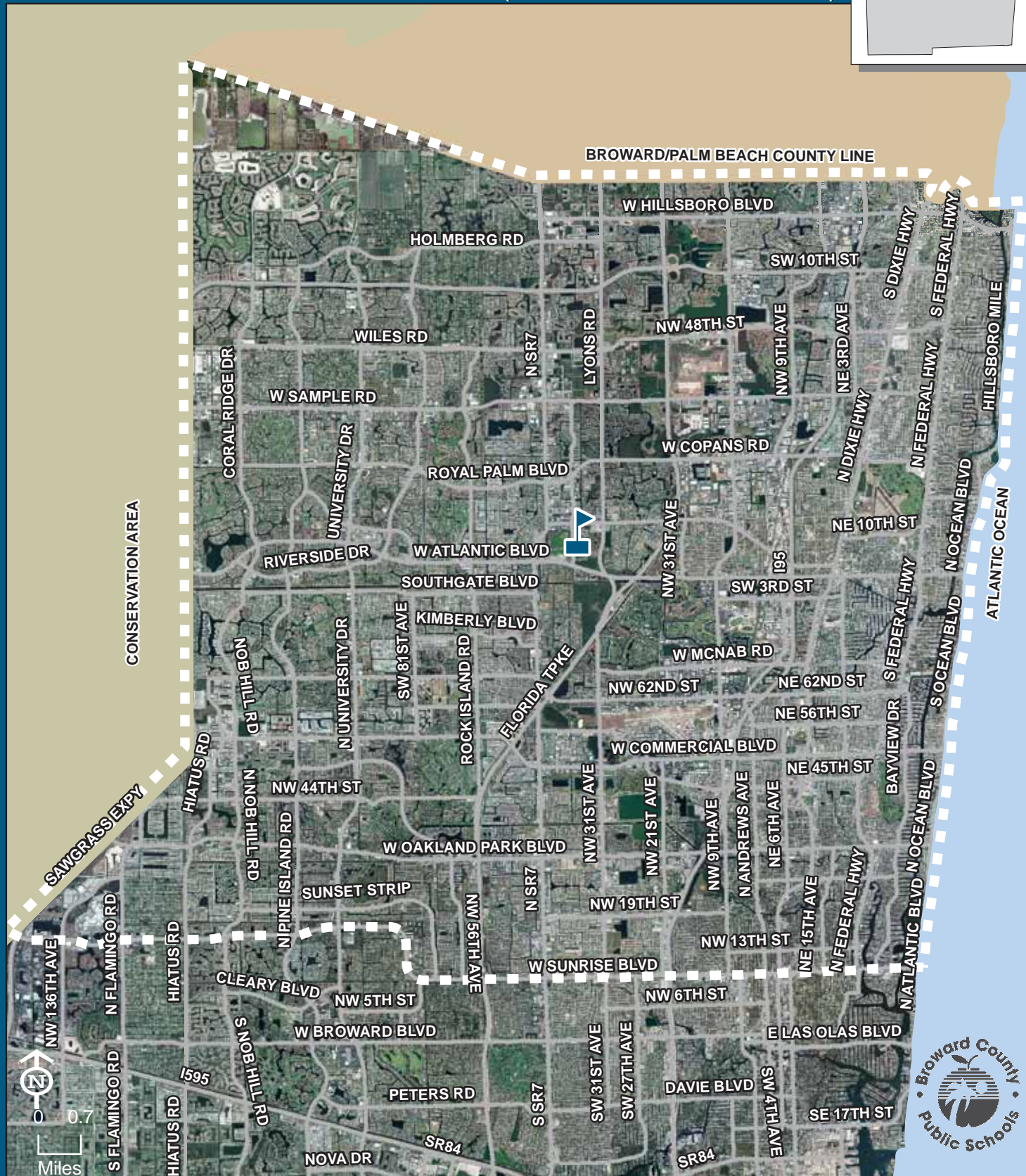
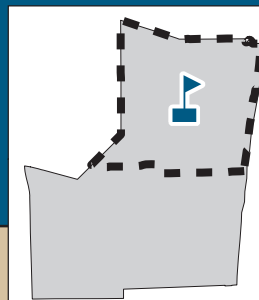
Students residing within the Boyd H. Anderson High attendance area automatically attend this school. Students countywide that meet the eligibility requirements may apply for admission to the Health & Wellness Program and receive transportation in accordance with Transportation Policy. Students will be admitted in accordance with the provisions of School Board Policy 5004.1. Application and deadline information is available online at www.browardschoolsmagnetprograms.com or through the Innovative Programs office at (754) 321-2380.

ATLANTIC TECHNICAL CENTER

HIGH SCHOOL

4700 COCONUT CREEK PARKWAY
COCONUT CREEK, FLORIDA 33063
754-321-5100

Magnet School
(Information on reverse side)



ATLANTIC TECHNICAL

THIS MAP IS FOR CONCEPTUAL PURPOSES ONLY AND SHOULD NOT BE USED FOR LEGAL BOUNDARY DETERMINATIONS

School Boundaries Department • www.browardschools.com • 754.321.2480

ATLANTIC TECHNICAL CENTER HIGH SCHOOL

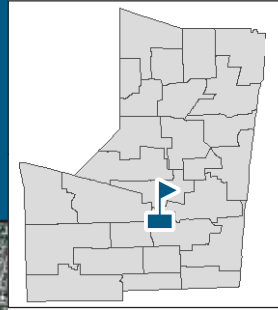
Magnet Program

TECHNICAL ACADEMY:

Students residing north of Sunrise Boulevard that meet the eligibility requirements may apply for admission to the Technical Academy Program and receive transportation in accordance with Transportation Policy. Students will be admitted in accordance with the provisions of School Board Policy 5004.1. Application and deadline information is available online at www.browardschoolsmagnetprograms.com or through the Innovative Programs office at (754) 321-2380.

BROWARD VIRTUAL HIGH SCHOOL

6600 SW NOVA DRIVE
DAVIE, FLORIDA 33317
754-321-1005



Enrollment in the full-time program takes place before the first and second semesters of the school year. Students/parents should complete the prospective full-time student application online at www.bved.net and submit it electronically during the application window. Enrollment is open to all Broward County students.

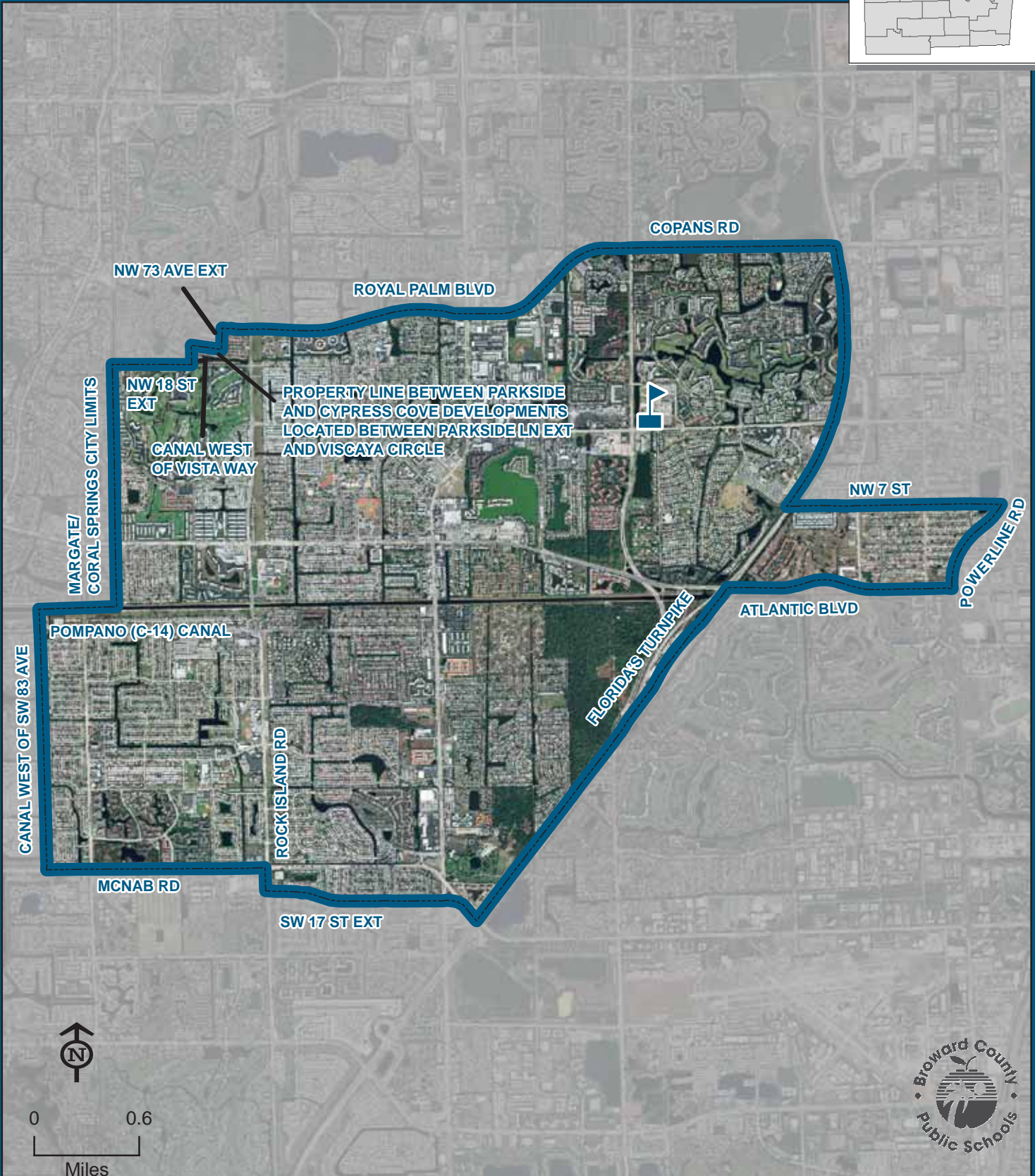
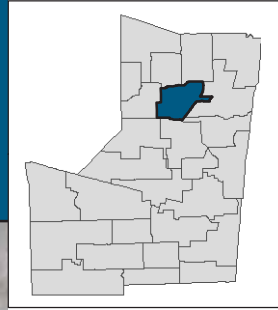


THIS MAP IS FOR CONCEPTUAL PURPOSES ONLY AND SHOULD NOT BE USED FOR LEGAL BOUNDARY DETERMINATIONS

COCONUT CREEK HIGH SCHOOL

1400 NW 44 AVENUE
COCONUT CREEK, FLORIDA 33066
754-322-0350

Innovative Program
(Information on reverse side)



COCONUT CREEK

THIS MAP IS FOR CONCEPTUAL PURPOSES ONLY AND SHOULD NOT BE USED FOR LEGAL BOUNDARY DETERMINATIONS

School Boundaries Department • www.browardschools.com • 754.321.2480

COCONUT CREEK HIGH SCHOOL

Innovative Program

GLOBAL ACADEMY OF ENVIRONMENTAL RESEARCH & DESIGN:

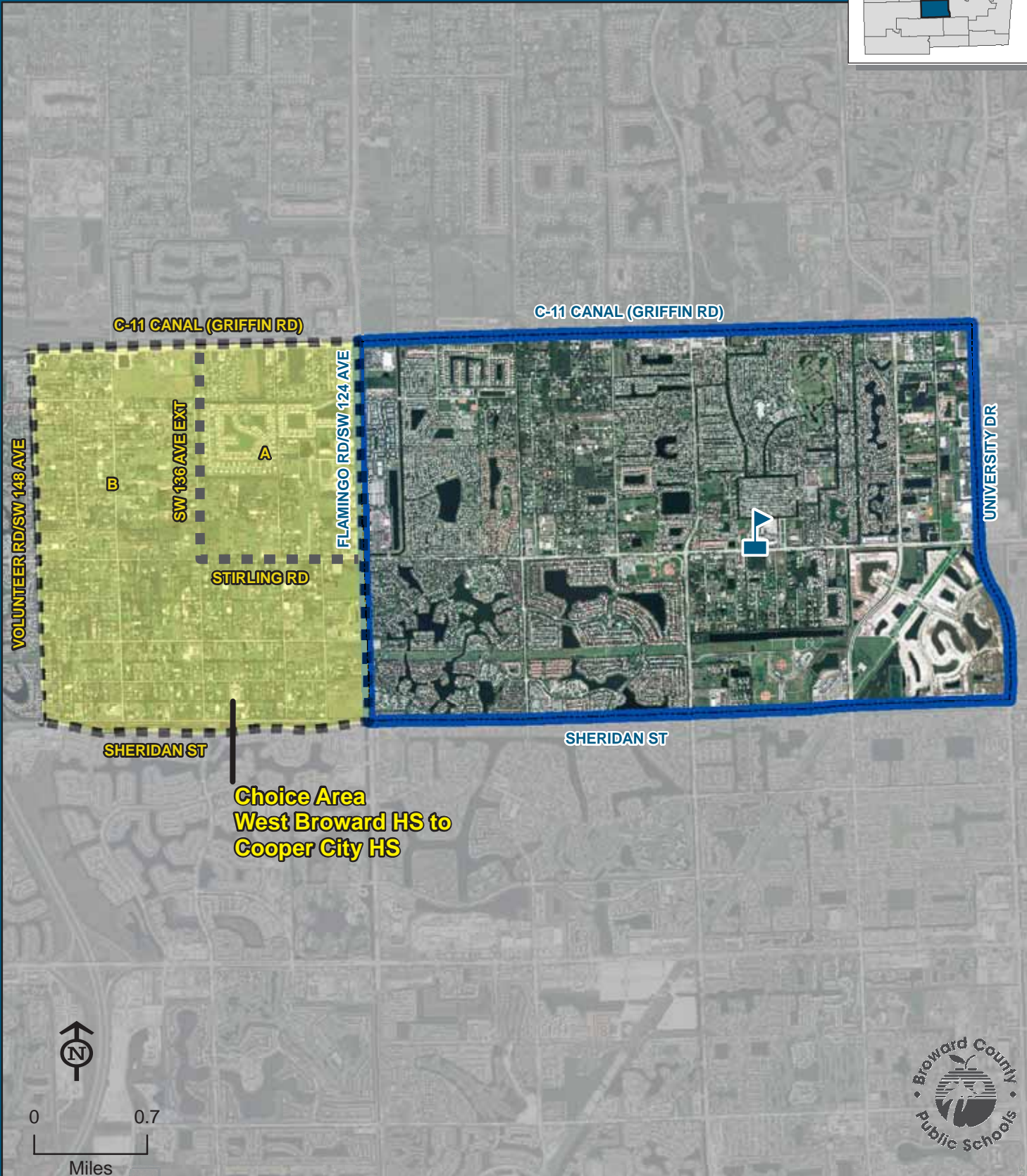
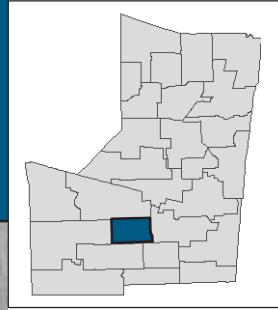
Students residing within the Coconut Creek High attendance area automatically attend this school.

COOPER CITY HIGH SCHOOL

9401 STIRLING ROAD
COOPER CITY, FLORIDA 33328
754-323-0200

Choice Area

(Information on reverse side)



THIS MAP IS FOR CONCEPTUAL PURPOSES ONLY AND SHOULD NOT BE USED FOR LEGAL BOUNDARY DETERMINATIONS

COOPER CITY HIGH SCHOOL

Choice Area Description

WEST BROWARD HIGH TO COOPER CITY HIGH:

- A** Ninth through twelfth grade students residing within the area boundared by SW 136 Avenue Extended and Griffin Road, east along Griffin Road to Flamingo Road, south along Flamingo Road to Stirling Road, west along Stirling Road to SW 136 Avenue Extended, north to Griffin Road are assigned to West Broward High School with a choice to attend Cooper City High School.
- B** Ninth through twelfth grade students residing within the area boundared by Griffin Road and SW 136 Avenue Extended, south along SW 136 Avenue Extended to Stirling Road, east along Stirling Road to Flamingo Road/SW 124 Avenue, south along Flamingo Road/SW 124 Avenue to Sheridan Street, west along Sheridan Street to SW 148 Avenue, north along SW 148 Avenue to Griffin Road, east along Griffin Road to SW 136 Avenue Extended are assigned to West Broward High School with a choice to attend Cooper City High School.

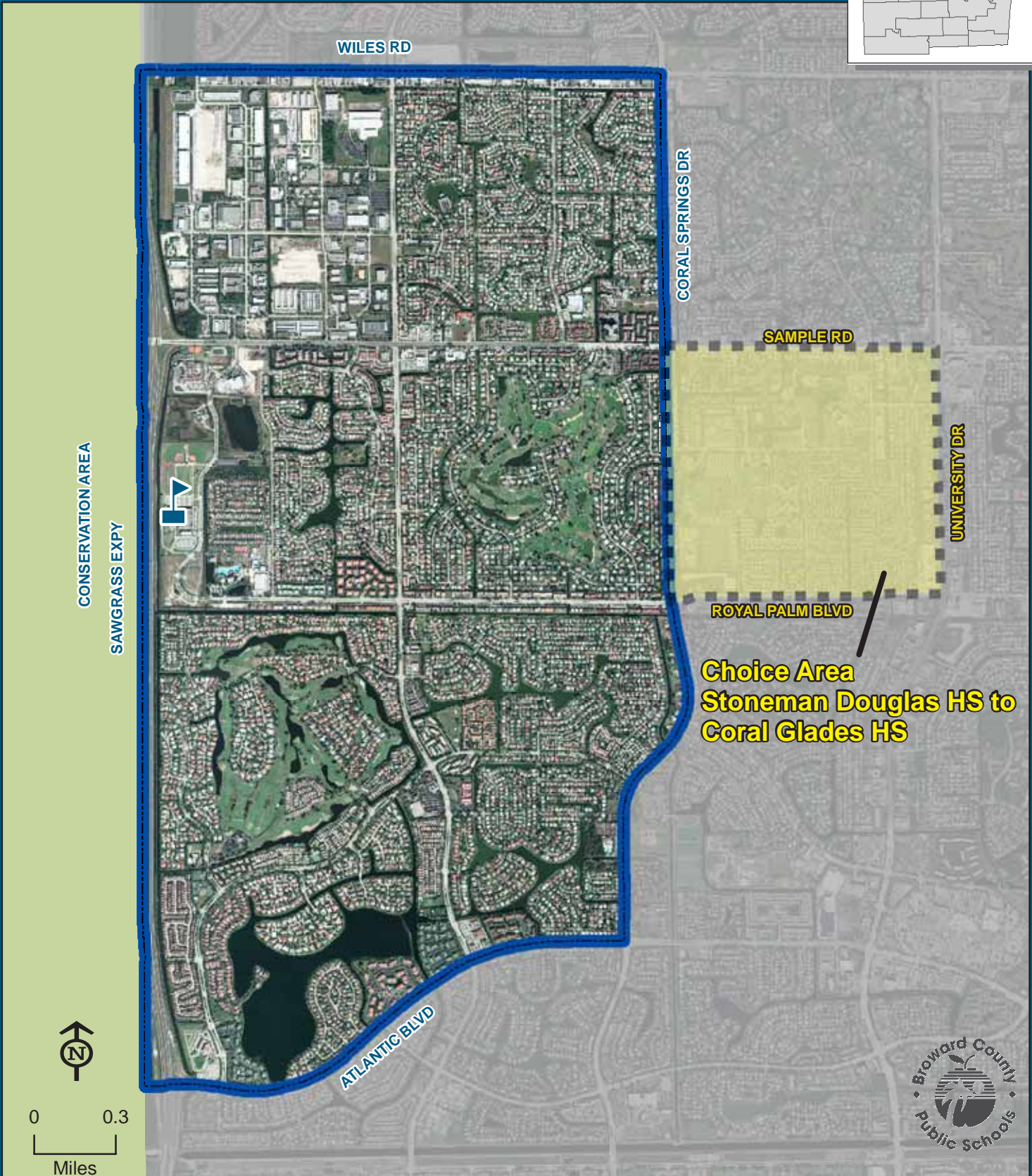
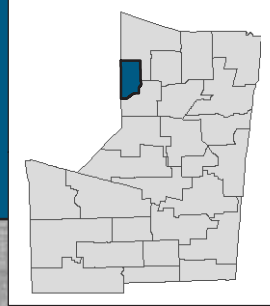
Students interested in attending the Choice School must apply for a reassignment between May 1 and June 15. The reassignment application is available online at www.browardschools.com, or through the Innovative Programs office at (754) 321-2380.

CORAL GLADES HIGH SCHOOL

2700 SPORTSPLEX DRIVE
CORAL SPRINGS, FLORIDA 33065
754-322-1250

Choice Area

(Information on reverse side)



THIS MAP IS FOR CONCEPTUAL PURPOSES ONLY AND SHOULD NOT BE USED FOR LEGAL BOUNDARY DETERMINATIONS

CORAL GLADES HIGH SCHOOL

Choice Area Description

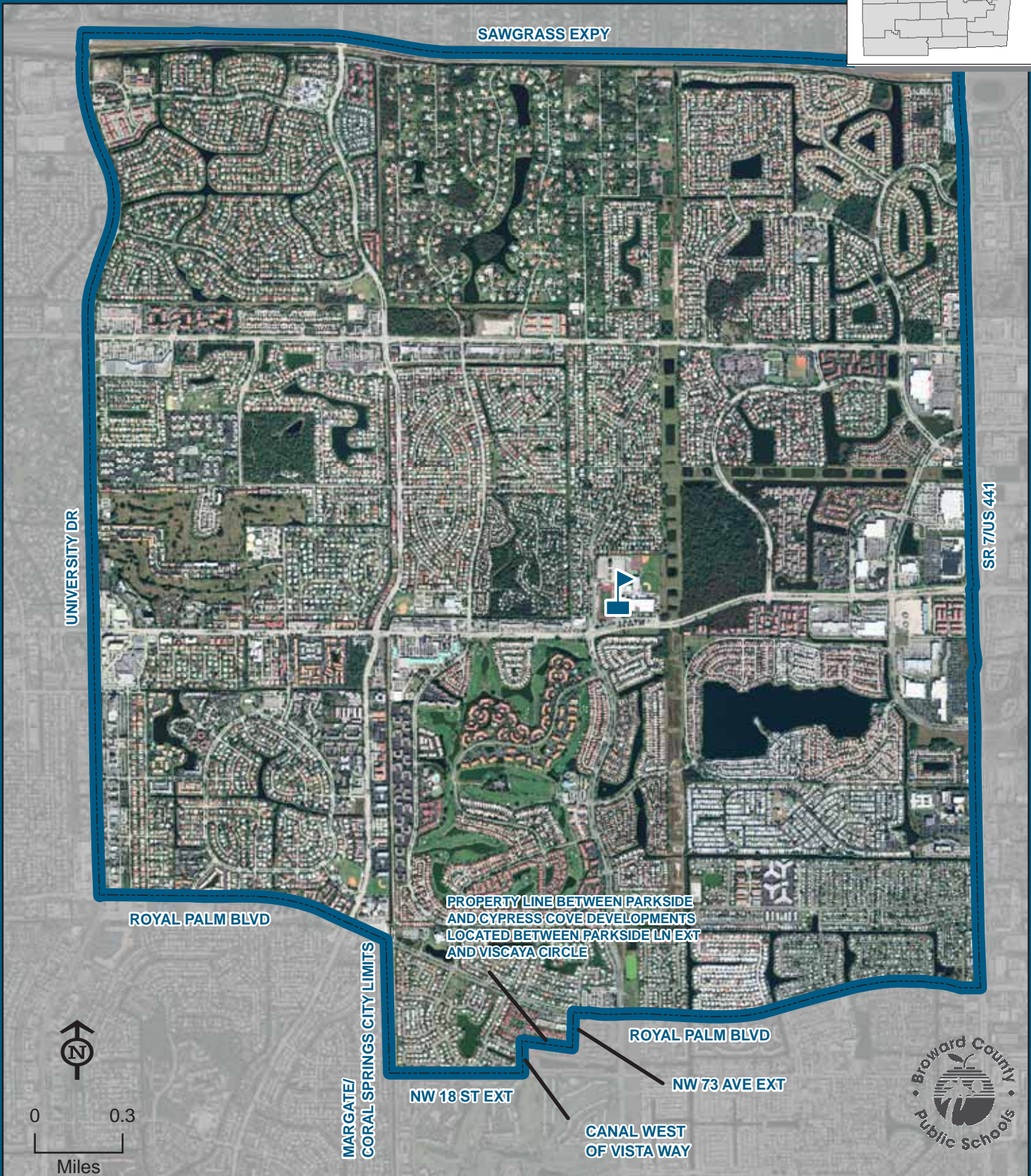
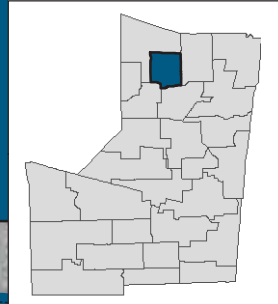
MARJORY STONEMAN DOUGLAS HIGH TO CORAL GLADES HIGH:

Ninth through twelfth grade students who attended Sawgrass Springs Middle School for the 2006-07 school year residing within the area boundared by Coral Springs Drive and Sample Road, east along Sample Road to University Drive, south along University Drive to Royal Palm Boulevard, west along Royal Palm Boulevard to Coral Springs Drive, north along Coral Springs Drive to Sample Road are assigned to Stoneman Douglas High School with a choice to attend Coral Glades High School.

Students interested in attending the Choice School must apply for a reassignment between May 1 and June 15. The reassignment application is available online at www.browardschools.com, or through the Innovative Programs office at (754) 321-2380.

CORAL SPRINGS HIGH SCHOOL

7201 W SAMPLE ROAD
CORAL SPRINGS, FLORIDA 33065
754-322-0500



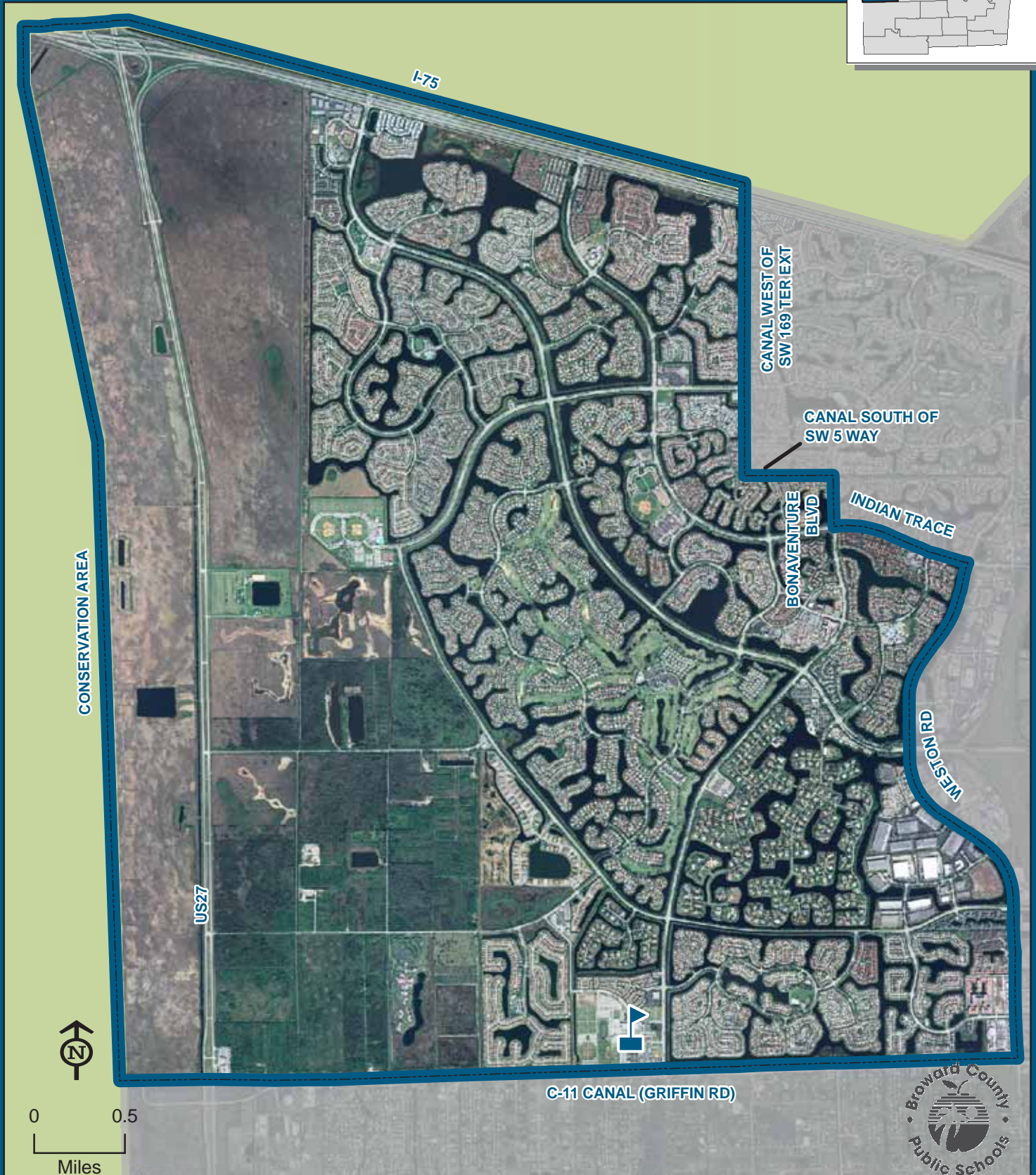
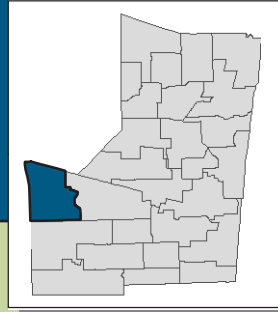
CORAL SPRINGS

THIS MAP IS FOR CONCEPTUAL PURPOSES ONLY AND SHOULD NOT BE USED FOR LEGAL BOUNDARY DETERMINATIONS

School Boundaries Department • www.browardschools.com • 754.321.2480

CYPRESS BAY HIGH SCHOOL

18600 VISTA PARK BOULEVARD
WESTON, FLORIDA 33332
754-323-0350



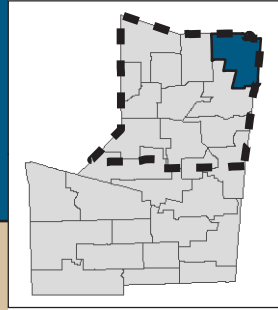
THIS MAP IS FOR CONCEPTUAL PURPOSES ONLY AND SHOULD NOT BE USED FOR LEGAL BOUNDARY DETERMINATIONS

School Boundaries Department • www.browardschools.com • 754.321.2480

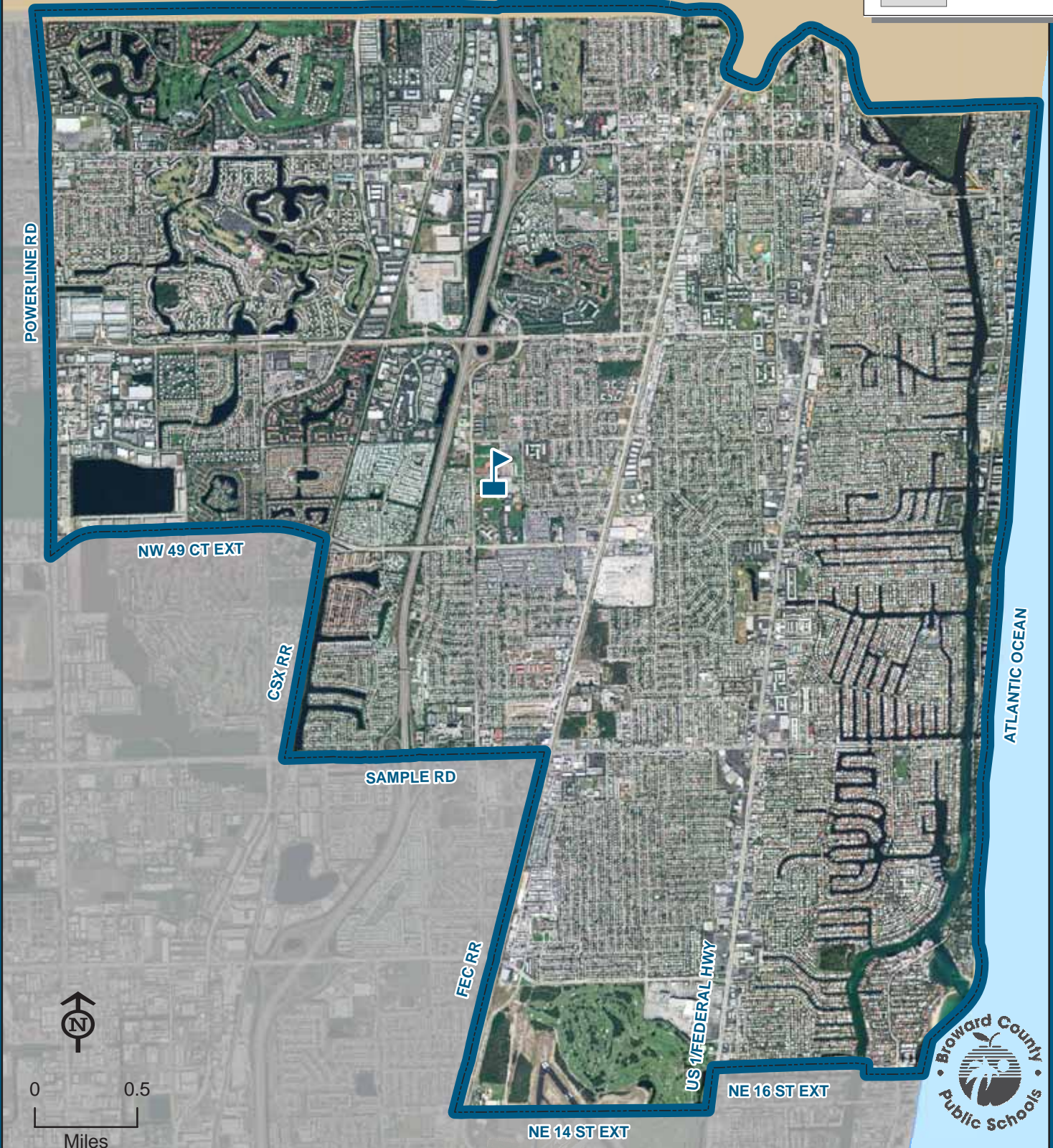
DEERFIELD BEACH HIGH SCHOOL

910 SW 15 STREET
DEERFIELD BEACH, FLORIDA 33441
754-322-0650

Magnet School
(Information on reverse side)



BROWARD/PALM BEACH COUNTY LINE



DEERFIELD BEACH

THIS MAP IS FOR CONCEPTUAL PURPOSES ONLY AND SHOULD NOT BE USED FOR LEGAL BOUNDARY DETERMINATIONS

School Boundaries Department • www.browardschools.com • 754.321.2480

DEERFIELD BEACH HIGH SCHOOL

Magnet Programs

INTERNATIONAL BACCALAUREATE DIPLOMA:

Students residing within the Deerfield Beach High attendance area automatically attend this school. Students residing north of Sunrise Boulevard that meet the eligibility requirements may apply for admission to the International Baccalaureate Diploma Program and receive transportation in accordance with Transportation Policy. Students will be admitted in accordance with the provisions of School Board Policy 5004.1. Application and deadline information is available online at www.browardschoolsmagnetprograms.com or through the Innovative Programs office at (754) 321-2380.

COMMUNICATIONS/BROADCAST ARTS:

Students residing within the Deerfield Beach High attendance area automatically attend this school. Students residing north of Sunrise Boulevard that meet the eligibility requirements may apply for admission to the Communications/Broadcast Arts Program and receive transportation in accordance with Transportation Policy. Students will be admitted in accordance with the provisions of School Board Policy 5004.1. Application and deadline information is available online at www.browardschoolsmagnetprograms.com or through the Innovative Programs office at (754) 321-2380.

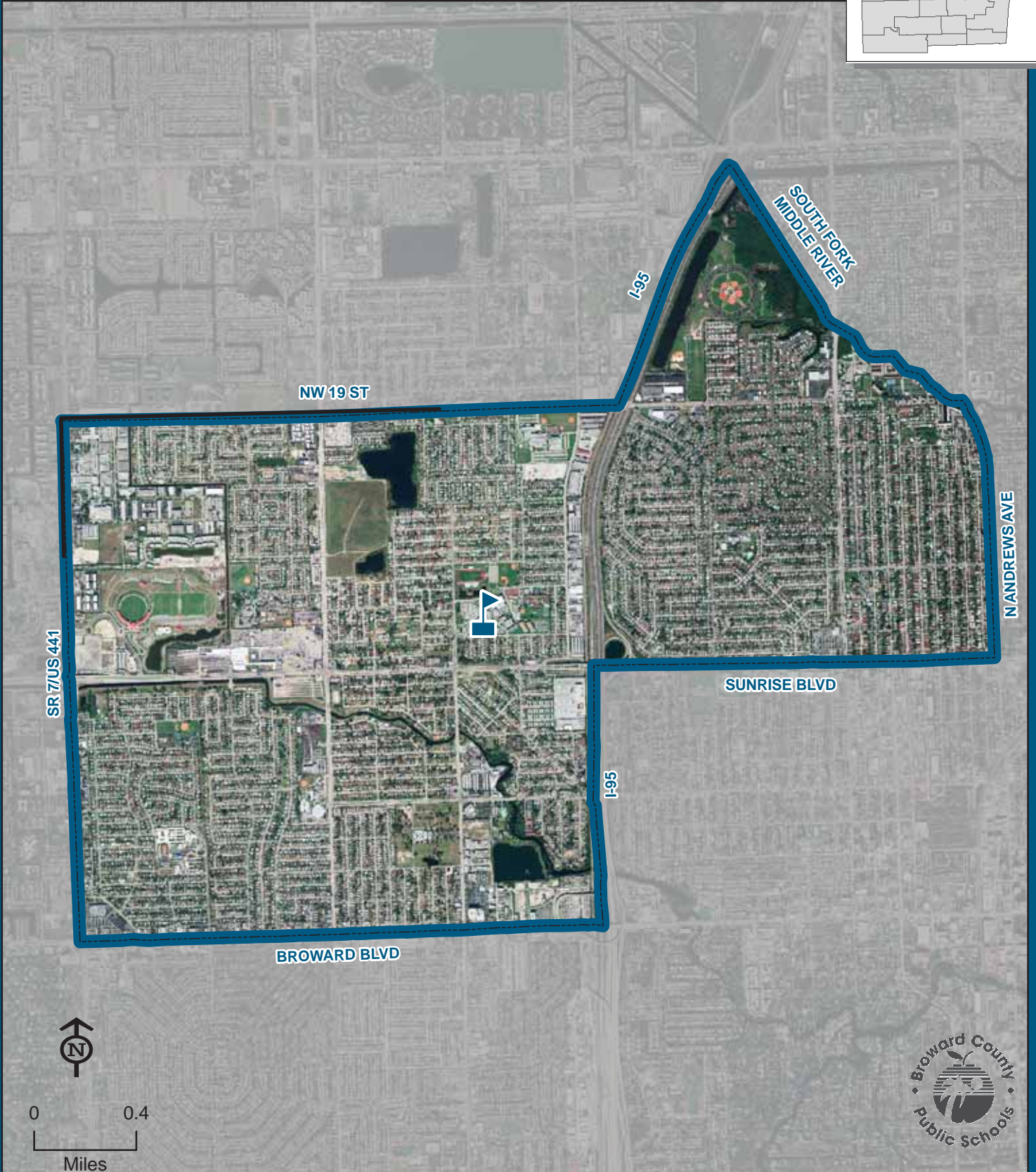
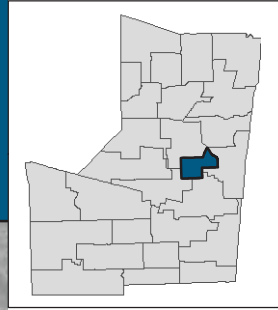
URBAN TEACHER ACADEMY PROGRAM (UTAP):

Students residing within the Deerfield Beach High attendance area automatically attend this school. Students residing north of Sunrise Boulevard that meet the eligibility requirements may apply for admission to the Urban Teacher Academy Program and receive transportation in accordance with Transportation Policy. Students will be admitted in accordance with the provisions of School Board Policy 5004.1. Application and deadline information is available online at www.browardschoolsmagnetprograms.com or through the Innovative Programs office at (754) 321-2380.

DILLARD HIGH SCHOOL

2501 NW 11 STREET
FORT LAUDERDALE, FLORIDA 33311
754-322-0800

Magnet School
(Information on reverse side)



DILLARD

THIS MAP IS FOR CONCEPTUAL PURPOSES ONLY AND SHOULD NOT BE USED FOR LEGAL BOUNDARY DETERMINATIONS

DILLARD HIGH SCHOOL

Magnet Programs

PERFORMING & VISUAL ARTS:

Students residing within the Dillard High attendance area automatically attend this school. Students countywide that meet the eligibility requirements may apply for admission to the Performing & Visual Arts Program and receive transportation in accordance with Transportation Policy. Students will be admitted in accordance with the provisions of School Board Policy 5004.1. Application and deadline information is available online at www.browardschoolsmagnetprograms.com or through the Innovative Programs office at (754) 321-2380.

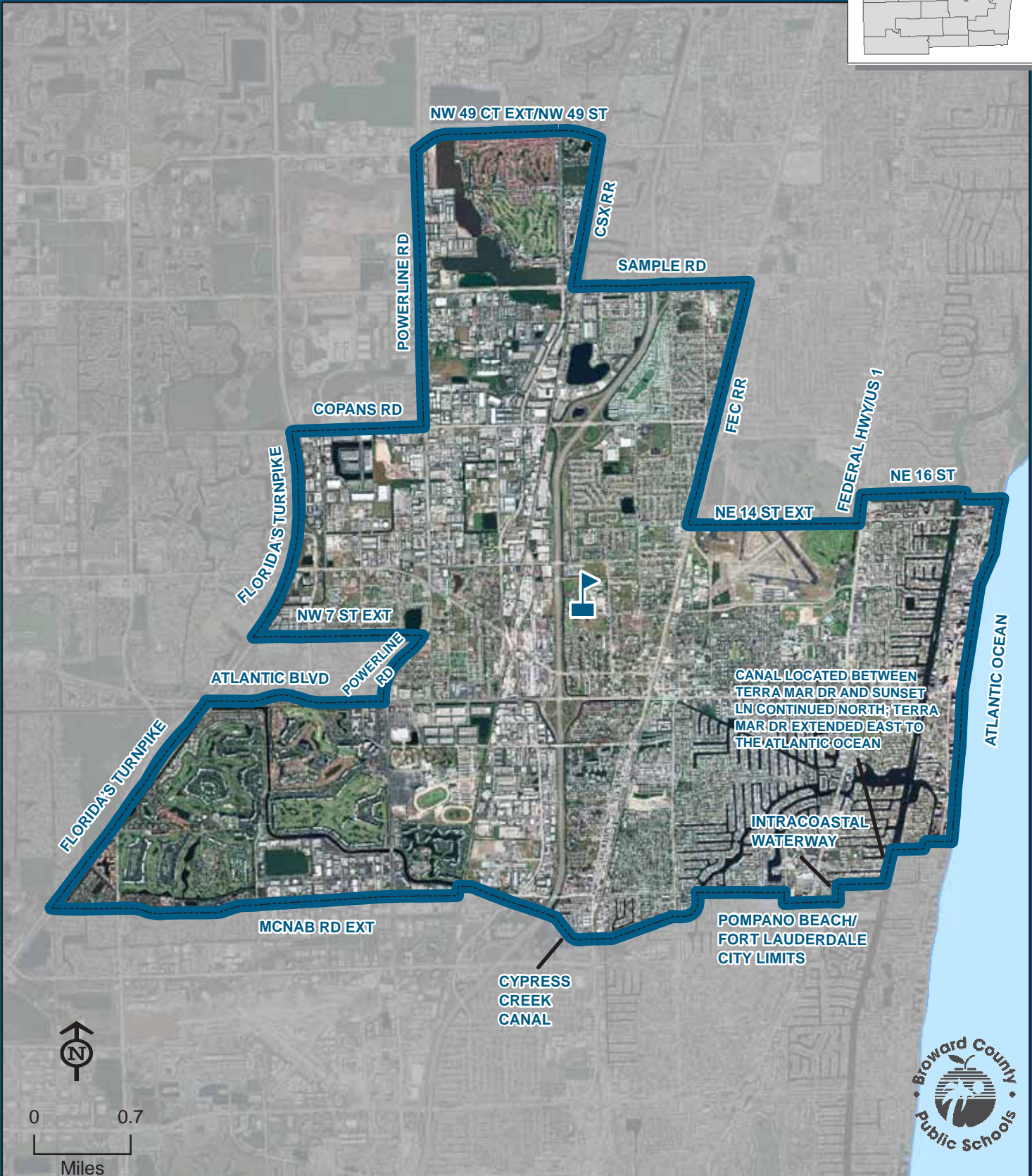
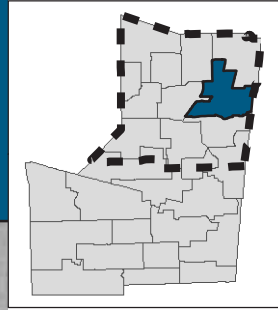
EMERGING COMPUTER TECHNOLOGY:

Students residing within the Dillard High attendance area automatically attend this school. Students countywide that meet the eligibility requirements may apply for admissions to the Emerging Computer Technology Program and receive transportation in accordance with Transportation Policy. Students will be admitted in accordance with the provisions of School Board Policy 5004.1. Application and deadline information is available online at www.browardschoolsmagnetprograms.com or through the Innovative Programs office at (754) 321-2380.


ELY, BLANCHE HIGH SCHOOL

1201 NW 6 AVENUE
POMPANO BEACH, FLORIDA 33060
754-322-0950

Magnet School
(Information on reverse side)



ELY, BLANCHE



THIS MAP IS FOR CONCEPTUAL PURPOSES ONLY AND SHOULD NOT BE USED FOR LEGAL BOUNDARY DETERMINATIONS

ELY, BLANCHE HIGH SCHOOL

Magnet Programs

SCIENCE/PRE-ENGINEERING:

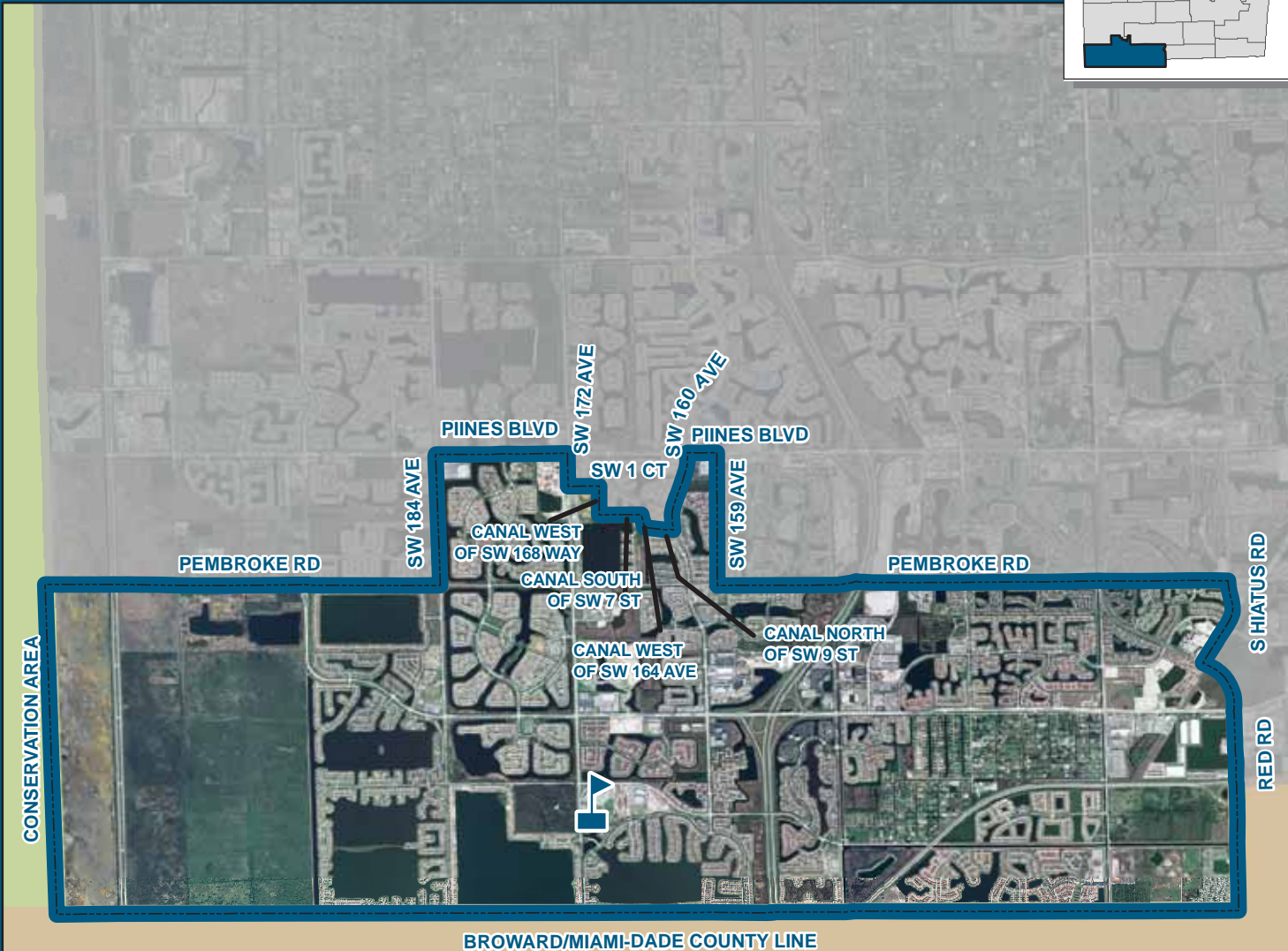
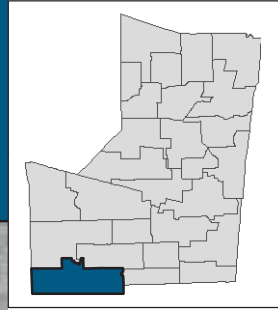
Students residing within the Blanche Ely High attendance area automatically attend this school. Students north of Sunrise Boulevard that meet the eligibility requirements may apply for admissions to the Science/Pre-Engineering Program and receive transportation in accordance with Transportation Policy. Students will be admitted in accordance with the provisions of School Board Policy 5004.1. Application and deadline information is available online at www.browardschoolsmagnetprograms.com or through the Innovative Programs office at (754) 321-2380.

MEDICAL SCIENCES:

Students residing within the Blanche Ely High attendance area automatically attend this school. Students residing north of Sunrise Boulevard that meet the eligibility requirements may apply for admission to the Medical Sciences Program and receive transportation in accordance with Transportation Policy. Students will be admitted in accordance with the provisions of School Board Policy 5004.1. Application and deadline information is available online at www.browardschoolsmagnetprograms.com or through the Innovative Programs office at (754) 321-2380.

EVERGLADES HIGH SCHOOL

17100 SW 48 COURT
MIRAMAR, FLORIDA 33027
754-323-0500



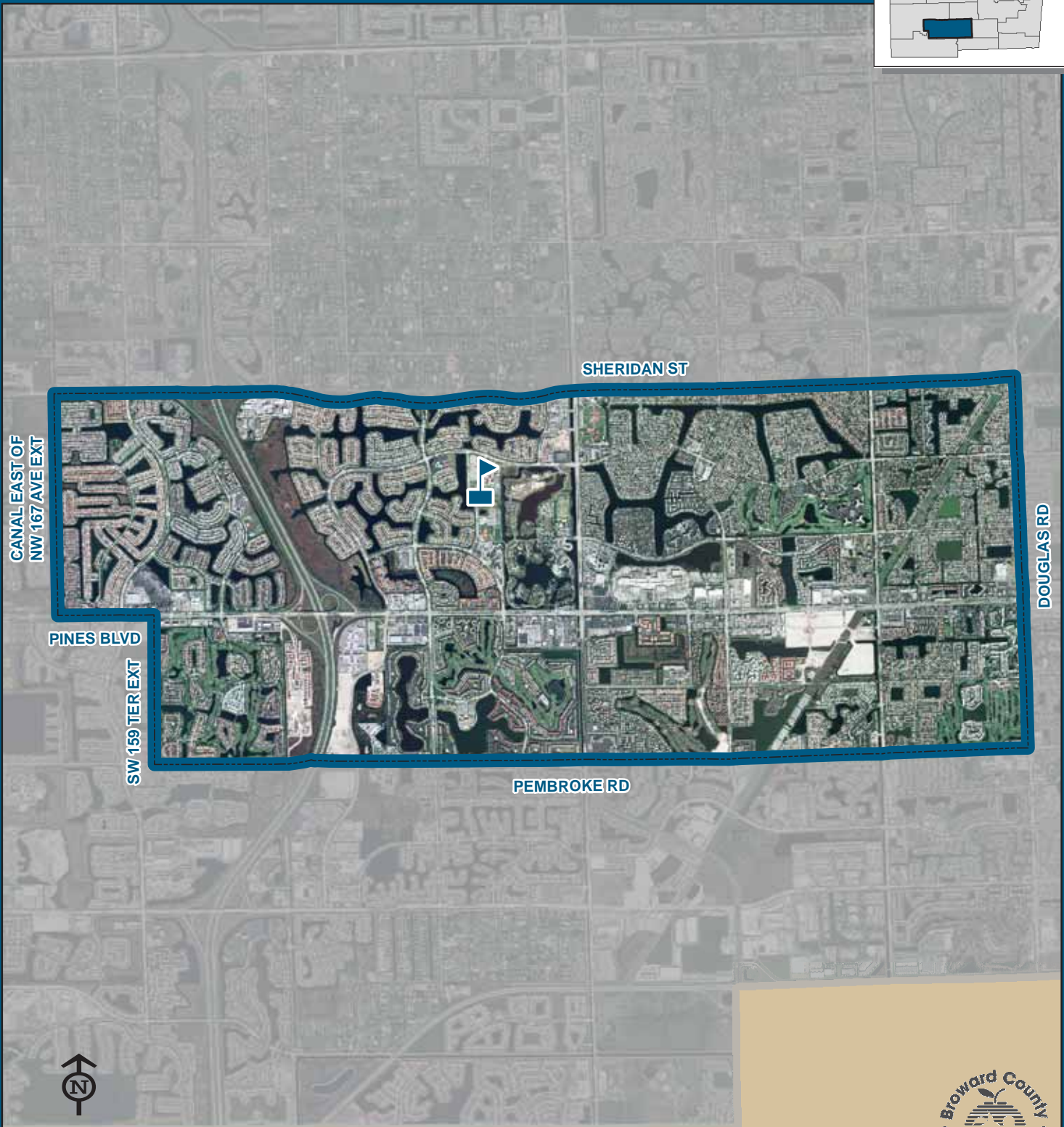
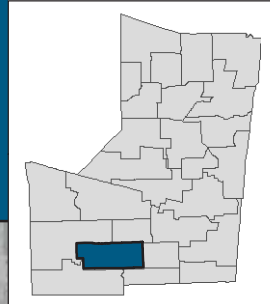
0 0.8
Miles




THIS MAP IS FOR CONCEPTUAL PURPOSES ONLY AND SHOULD NOT BE USED FOR LEGAL BOUNDARY DETERMINATIONS

FLANAGAN, CHARLES W. HIGH SCHOOL

12800 TAFT STREET
PEMBROKE PINES, FLORIDA 33028
754-323-0650



0 0.7
Miles




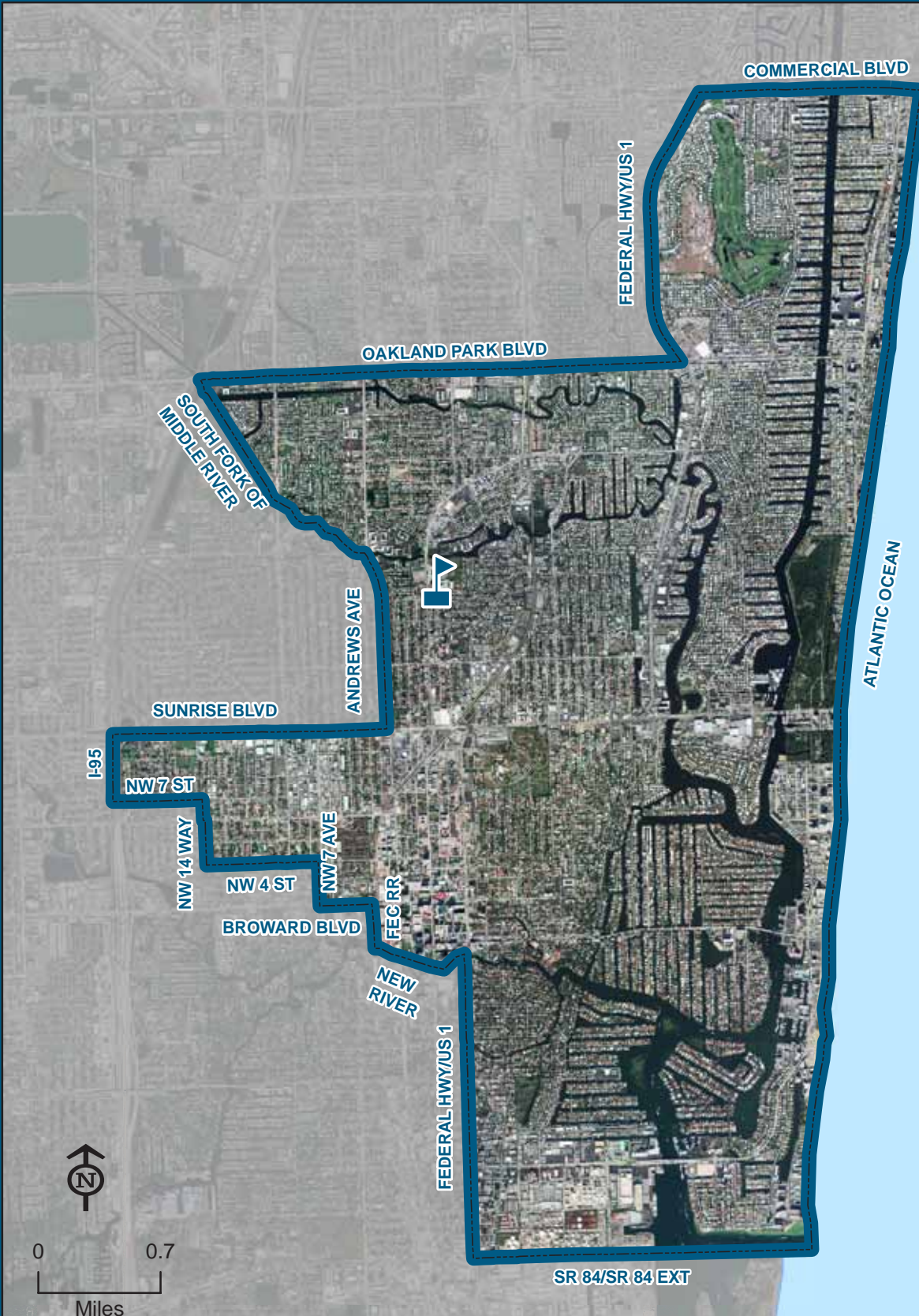
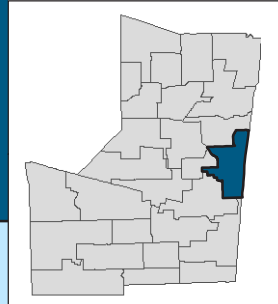
THIS MAP IS FOR CONCEPTUAL PURPOSES ONLY AND SHOULD NOT BE USED FOR LEGAL BOUNDARY DETERMINATIONS

School Boundaries Department • www.browardschools.com • 754.321.2480

FORT LAUDERDALE HIGH SCHOOL

1600 NE 4 AVENUE
FORT LAUDERDALE, FLORIDA 33305
754-322-1100

Magnet School
(Information on reverse side)



FORT LAUDERDALE

THIS MAP IS FOR CONCEPTUAL PURPOSES ONLY AND SHOULD NOT BE USED FOR LEGAL BOUNDARY DETERMINATIONS

FORT LAUDERDALE HIGH SCHOOL

Magnet Programs

PRE-LAW & PUBLIC AFFAIRS:

Students residing within the Fort Lauderdale High attendance area automatically attend this school. Students countywide that meet the eligibility requirements may apply for admission to the Pre-Law & Public Affairs Program and receive transportation in accordance with Transportation Policy. Students will be admitted in accordance with the provisions of School Board Policy 5004.1. Application and deadline information is available online at www.browardschoolsmagnetprograms.com or through the Innovative Programs office at (754) 321-2380.

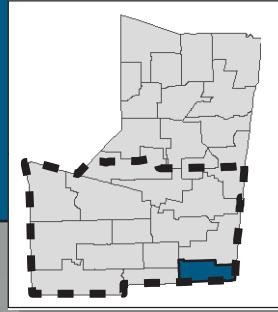
CAMBRIDGE PROGRAM:

Students residing within the Fort Lauderdale High attendance area automatically attend this school. Students countywide that meet the eligibility requirements may apply for admission to the Cambridge Program and receive transportation in accordance with Transportation Policy. Students will be admitted in accordance with the provisions of School Board Policy 5004.1. Application and deadline information is available online at www.browardschoolsmagnetprograms.com or through the Innovative Programs office at (754) 321-2380.

HALLANDALE HIGH SCHOOL

720 NW 9 AVENUE
HALLANDALE, FLORIDA 33009
754-323-0900

Magnet School
(Information on reverse side)



HALLANDALE

THIS MAP IS FOR CONCEPTUAL PURPOSES ONLY AND SHOULD NOT BE USED FOR LEGAL BOUNDARY DETERMINATIONS

School Boundaries Department • www.browardschools.com • 754.321.2480

HALLANDALE HIGH SCHOOL

Magnet Programs

INTERNATIONAL AFFAIRS & BUSINESS TECHNOLOGY:

Students residing within the Hallandale High attendance area automatically attend this school. Students residing south of Sunrise Boulevard that meet the eligibility requirements may apply for admission to the International Affairs & Business Technology Program and receive transportation in accordance with Transportation Policy. Students will be admitted in accordance with the provisions of School Board Policy 5004.1. Application and deadline information is available online at www.browardschoolsmagnetprograms.com or through the Innovative Programs office at (754) 321-2380.

COMMUNICATIONS/BROADCAST ARTS:

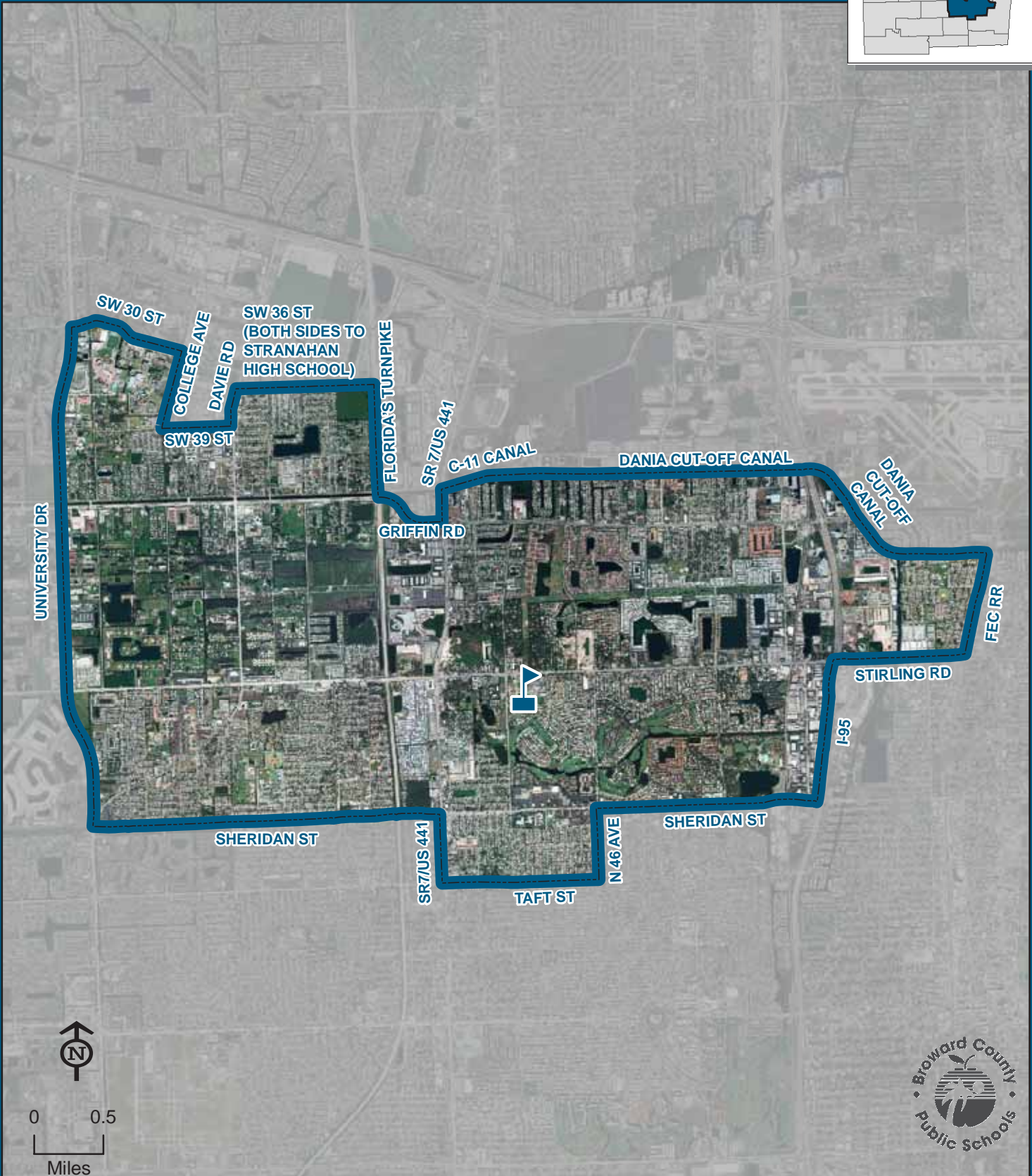
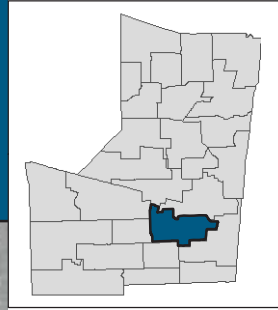
Students residing within the Hallandale High attendance area automatically attend this school. Students residing south of Sunrise Boulevard that meet the eligibility requirements may apply for admission to the Communications/Broadcast Arts Program and receive transportation in accordance with Transportation Policy. Students will be admitted in accordance with the provisions of School Board Policy 5004.1. Application and deadline information is available online at www.browardschoolsmagnetprograms.com or through the Innovative Programs office at (754) 321-2380.

URBAN TEACHER ACADEMY PROGRAM (UTAP):

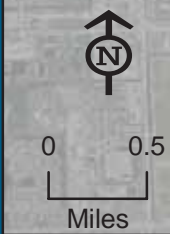
Students residing within the attendance area automatically attend this school. Students residing south of Sunrise Boulevard that meet the eligibility requirements may apply for admission to the Urban Teacher Academy Program and receive transportation in accordance with Transportation Policy. Students will be admitted in accordance with the provisions of School Board Policy 5004.1. Application and deadline information is available online at www.browardschoolsmagnetprograms.com or through the Innovative Programs office at (754) 321-2380.

HOLLYWOOD HILLS HIGH SCHOOL

5400 STIRLING ROAD
HOLLYWOOD, FLORIDA 33021
754-323-1050



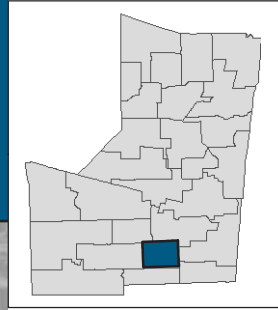
HOLLYWOOD HILLS



THIS MAP IS FOR CONCEPTUAL PURPOSES ONLY AND SHOULD NOT BE USED FOR LEGAL BOUNDARY DETERMINATIONS

McARTHUR HIGH SCHOOL

6501 HOLLYWOOD BOULEVARD
HOLLYWOOD, FLORIDA 33024
754-323-1200



McARTHUR



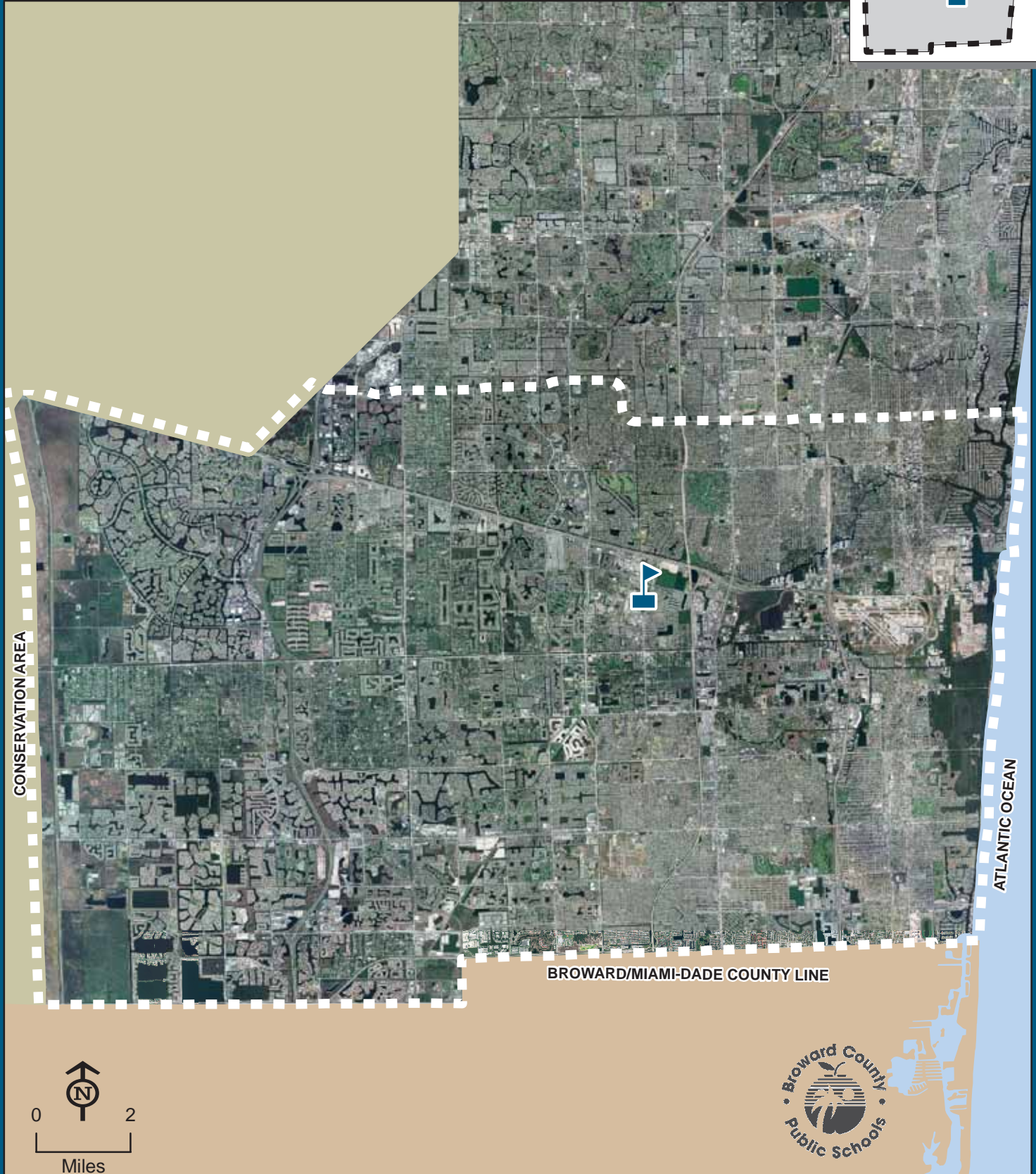
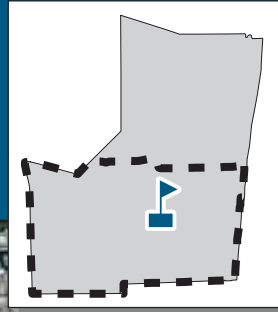
THIS MAP IS FOR CONCEPTUAL PURPOSES ONLY AND SHOULD NOT BE USED FOR LEGAL BOUNDARY DETERMINATIONS

School Boundaries Department • www.browardschools.com • 754.321.2480

McFATTER, WILLIAM T. TECHNICAL HIGH SCHOOL

6500 NOVA DRIVE
DAVIE, FLORIDA 33317
754-321-5700

Magnet School
(Information on reverse side)



McFATTER, WILLIAM T. TECHNICAL

THIS MAP IS FOR CONCEPTUAL PURPOSES ONLY AND SHOULD NOT BE USED FOR LEGAL BOUNDARY DETERMINATIONS

School Boundaries Department • www.browardschools.com • 754.321.2480

McFATTER, WILLIAM T. TECHNICAL CENTER HIGH SCHOOL

Magnet Program

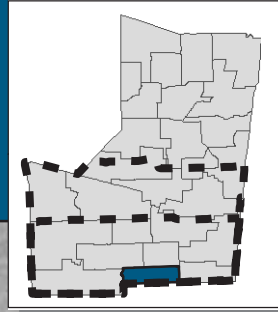
TECHNICAL ACADEMY:

Students residing south of Sunrise Boulevard that meet the eligibility requirements may apply for admission to the Technical Academy Program and receive transportation in accordance with Transportation Policy. Students will be admitted in accordance with the provisions of School Board Policy 5004.1. Application and deadline information is available online at www.browardschoolsmagnetprograms.com or through the Innovative Programs office at (754) 321-2380.

MIRAMAR HIGH SCHOOL

3601 SW 89 AVENUE
MIRAMAR, FLORIDA 33025
754-323-1350

Magnet School
(Information on reverse side)



MIRAMAR

THIS MAP IS FOR CONCEPTUAL PURPOSES ONLY AND SHOULD NOT BE USED FOR LEGAL BOUNDARY DETERMINATIONS

School Boundaries Department • www.browardschools.com • 754.321.2480

MIRAMAR HIGH SCHOOL

Magnet Programs

INTERNATIONAL BACCALAUREATE DIPLOMA:

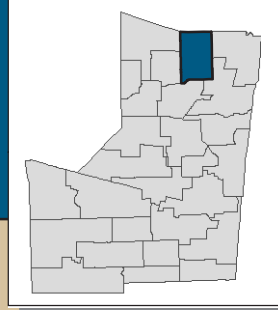
Students residing within the Miramar High attendance area automatically attend this school. Students residing south of Griffin Road that meet the eligibility requirements may apply for admission to the International Baccalaureate Diploma Program and receive transportation in accordance with Transportation Policy. Students will be admitted in accordance with the provisions of School Board Policy 5004.1. Application and deadline information is available online at www.browardschoolsmagnetprograms.com or through the Innovative Programs office at (754) 321-2380.

AVIATION:

Students residing within the Miramar High attendance area automatically attend this school. Students residing south of Sunrise Boulevard that meet the eligibility requirements may apply for admission to the Aviation Program and receive transportation in accordance with Transportation Policy. Students will be admitted in accordance with the provisions of School Board Policy 5004.1. Application and deadline information is available online at www.browardschoolsmagnetprograms.com or through the Innovative Programs office at (754) 321-2380.

MONARCH HIGH SCHOOL

5050 WILES ROAD
COCONUT CREEK, FLORIDA 33073
754-322-1400



BROWARD/PALM BEACH COUNTY LINE

SR7/US 441

POWERLINE RD

COPANS RD

MONARCH



0 0.5
Miles



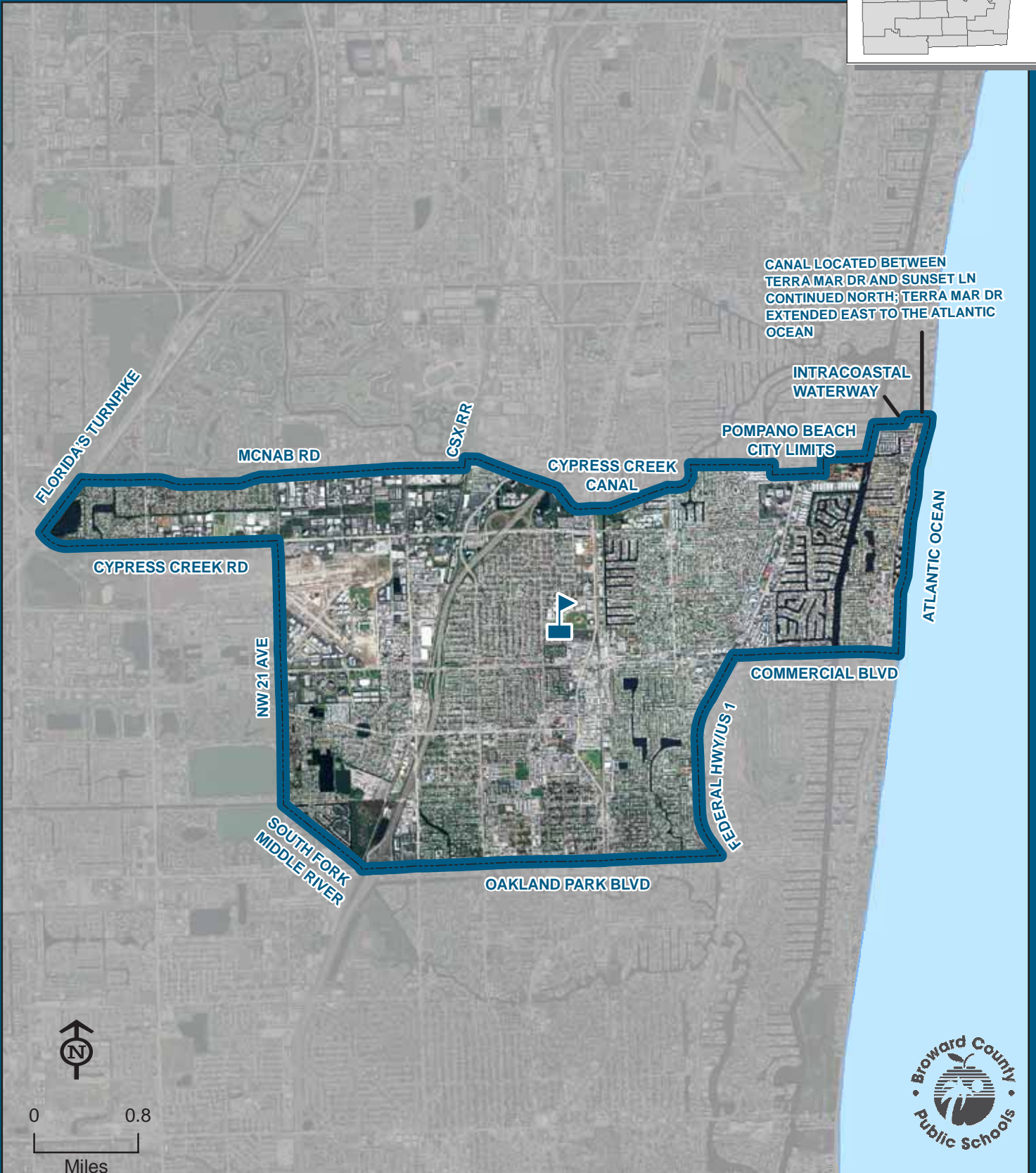
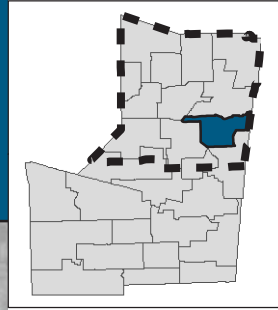
THIS MAP IS FOR CONCEPTUAL PURPOSES ONLY AND SHOULD NOT BE USED FOR LEGAL BOUNDARY DETERMINATIONS

School Boundaries Department • www.browardschools.com • 754.321.2480

NORTHEAST HIGH SCHOOL

700 NE 56 STREET
OAKLAND PARK, FLORIDA 33334
754-322-1550

Magnet School
(Information on reverse side)



THIS MAP IS FOR CONCEPTUAL PURPOSES ONLY AND SHOULD NOT BE USED FOR LEGAL BOUNDARY DETERMINATIONS

NORTHEAST HIGH SCHOOL

Magnet Programs

ARCHITECTURE & DESIGN:

Students residing within the Northeast High attendance area automatically attend this school. Students residing north of Sunrise Boulevard that meet the eligibility requirements may apply for admission to the Architecture & Design Program and receive transportation in accordance with Transportation Policy. Students will be admitted in accordance with the provisions of School Board Policy 5004.1. Application and deadline information is available online at www.browardschoolsmagnetprograms.com or through the Innovative Programs office at (754) 321-2380.

THE LATIN SCHOOL:

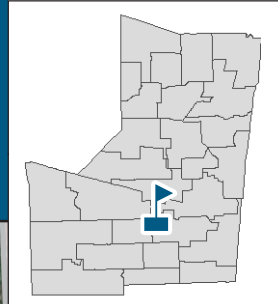
Students residing within the Northeast High attendance area automatically attend this school. Students residing north of Sunrise Boulevard that meet the eligibility requirements may apply for admission to The Latin School Program and receive transportation in accordance with Transportation Policy. Students will be admitted in accordance with the provisions of School Board Policy 5004.1. Application and deadline information is available online at www.browardschoolsmagnetprograms.com or through the Innovative Programs office at (754) 321-2380.

BUSINESS & ENTREPRENEURSHIP:

Students residing within the Northeast High attendance area automatically attend this school. Students residing north of Sunrise Boulevard that meet the eligibility requirements may apply for admission to the Business & Entrepreneurship Program and receive transportation in accordance with Transportation Policy. Students will be admitted in accordance with the provisions of School Board Policy 5004.1. Application and deadline information is available online at www.browardschoolsmagnetprograms.com or through the Innovative Programs office at (754) 321-2380.

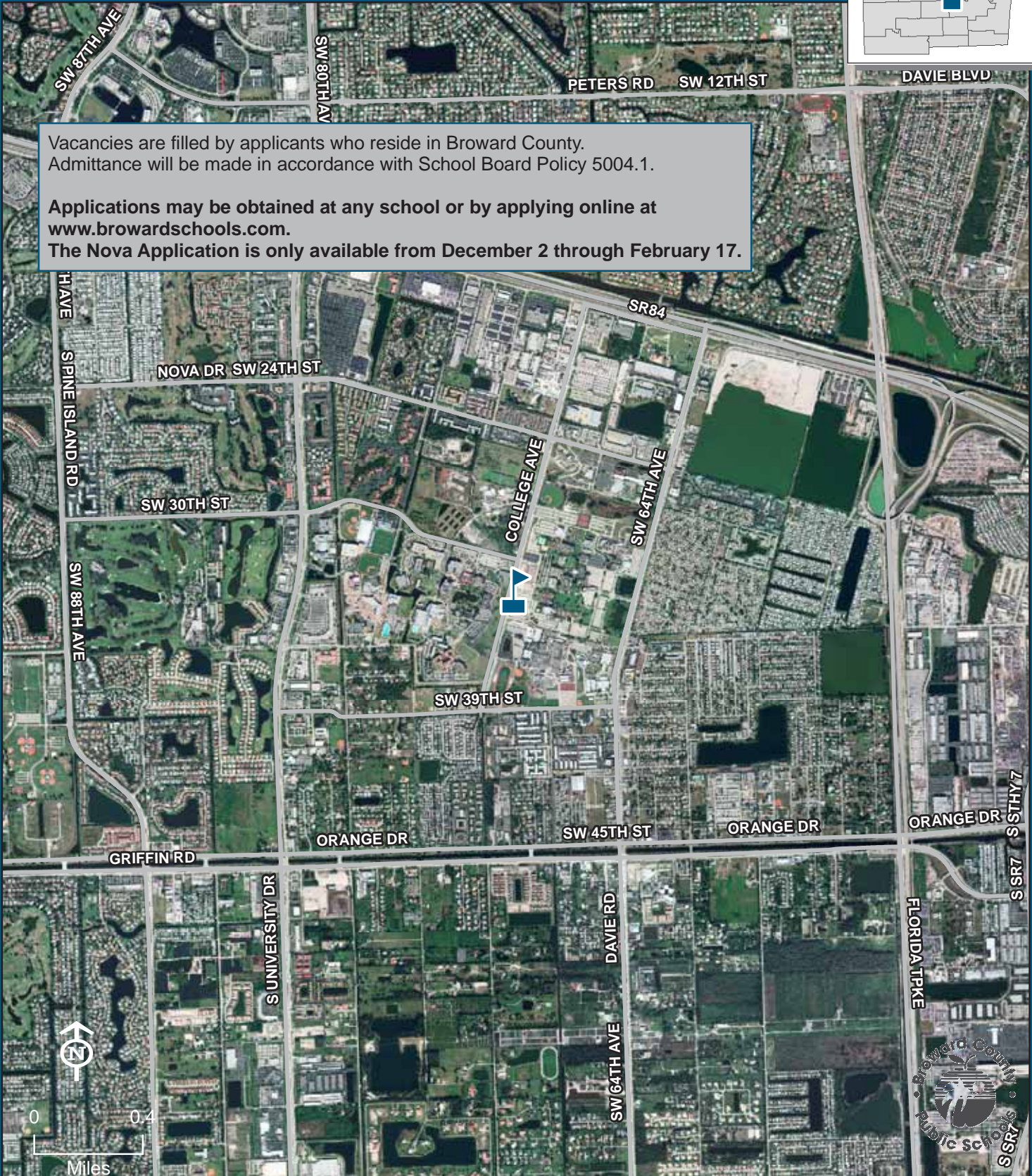
NOVA HIGH SCHOOL

3600 COLLEGE AVENUE
DAVIE, FLORIDA 33314
754-323-1741



Vacancies are filled by applicants who reside in Broward County.
Admittance will be made in accordance with School Board Policy 5004.1.

Applications may be obtained at any school or by applying online at
www.browardschools.com.
The Nova Application is only available from December 2 through February 17.



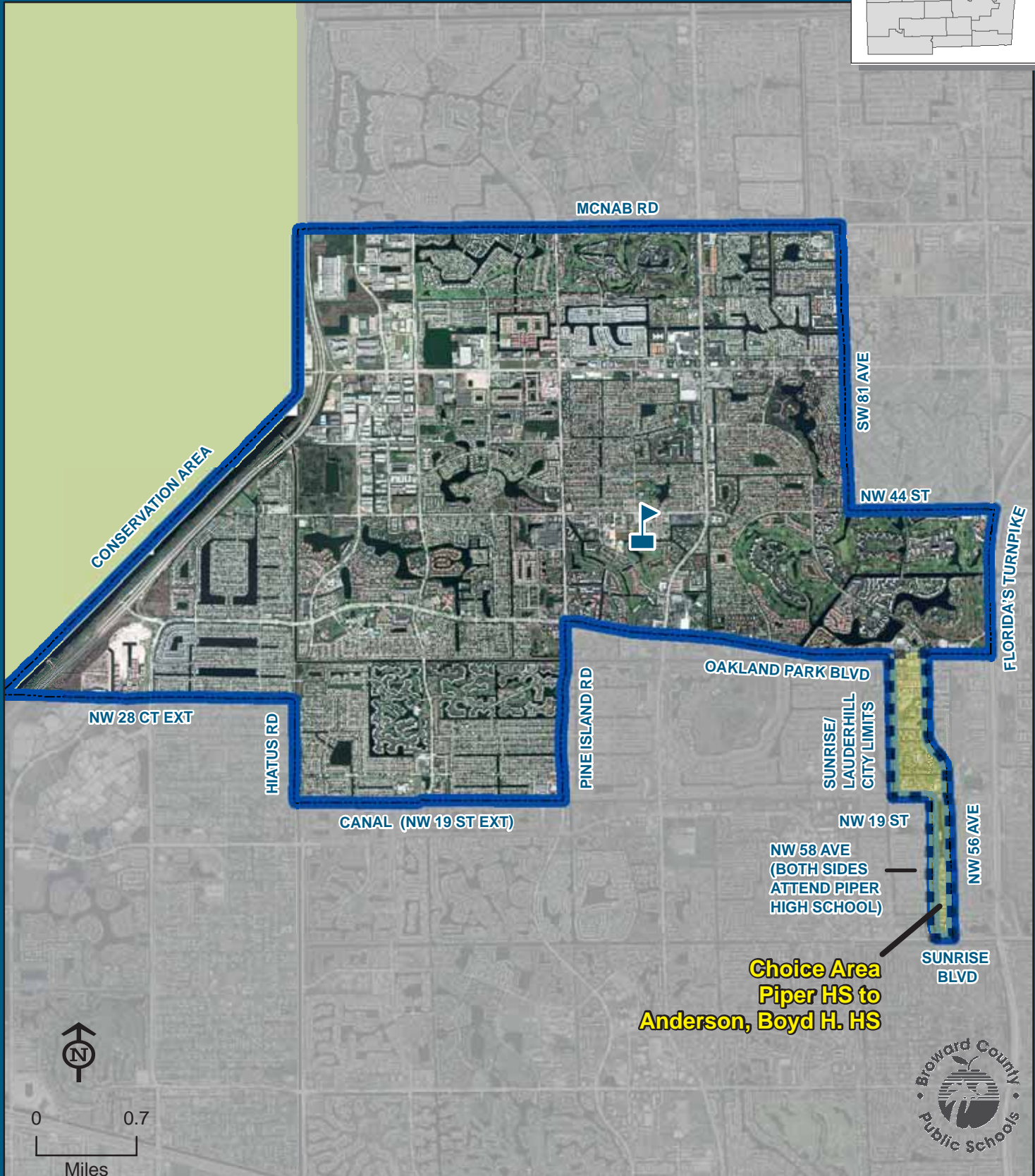
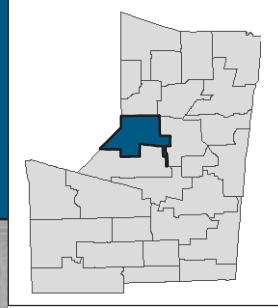
THIS MAP IS FOR CONCEPTUAL PURPOSES ONLY AND SHOULD NOT BE USED FOR LEGAL BOUNDARY DETERMINATIONS

PIPER HIGH SCHOOL

8000 NW 44 STREET
SUNRISE, FLORIDA 33351
754-322-1700

Choice Area

(Information on reverse side)



PIPER

THIS MAP IS FOR CONCEPTUAL PURPOSES ONLY AND SHOULD NOT BE USED FOR LEGAL BOUNDARY DETERMINATIONS

School Boundaries Department • www.browardschools.com • 754.321.2480

PIPER HIGH SCHOOL

Choice Area Description

PIPER HIGH TO BOYD H. ANDERSON HIGH:

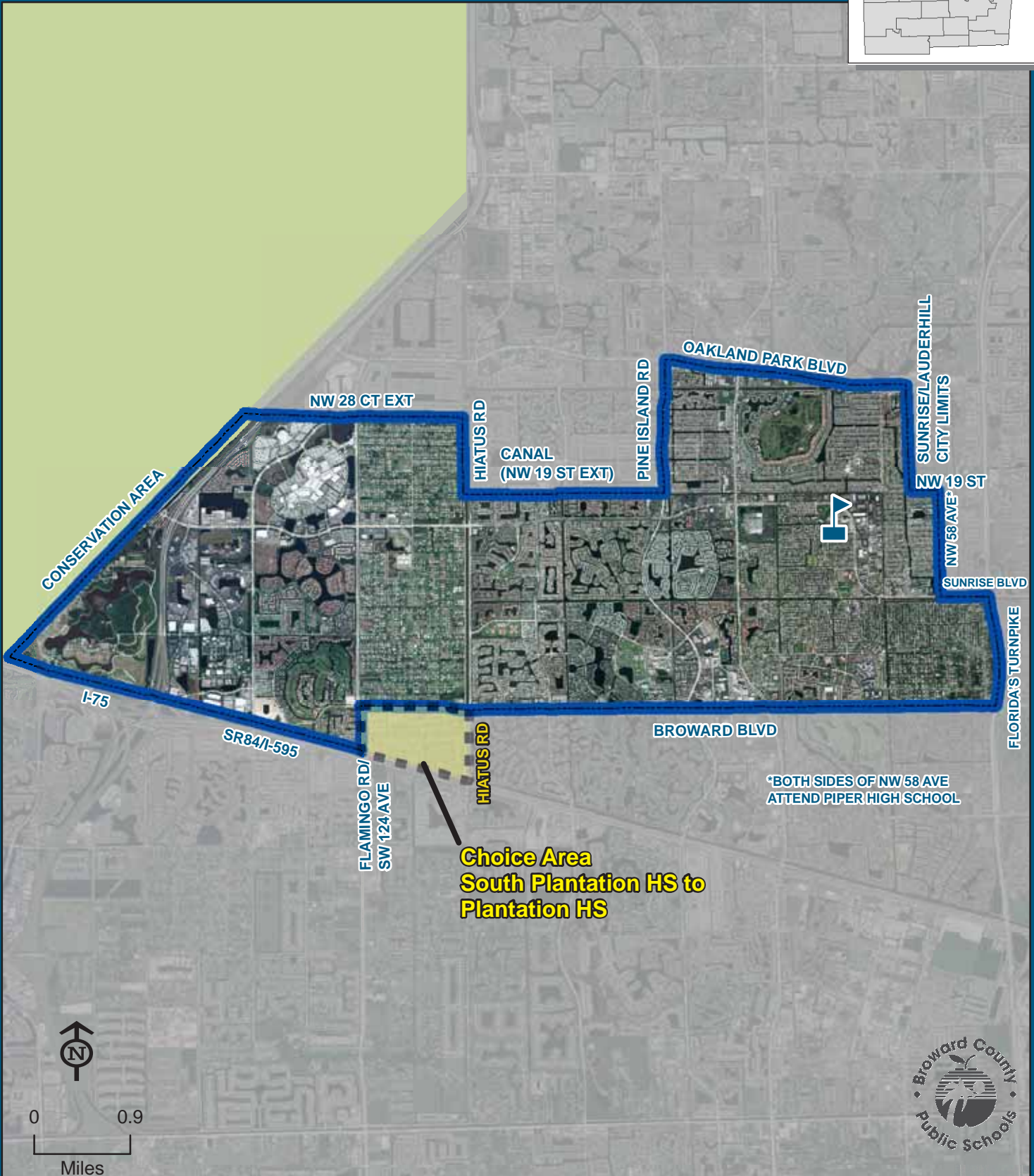
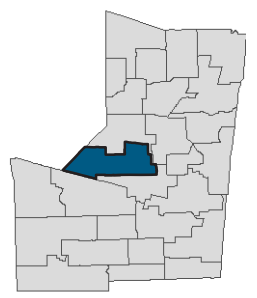
Ninth through twelfth grade students residing within the area bounded by the Sunrise/Lauderhill city limits and Oakland Park Boulevard, east along Oakland Park Boulevard to NW 56 Avenue, south along NW 56 Avenue to Sunrise Boulevard, west along Sunrise Boulevard to NW 58 Avenue, north along NW 59 Avenue to NW 19 Street, west along NW 19 Street to the Sunrise/Lauderhill city limits, north along the Sunrise/Lauderhill city limits to Oakland Park Boulevard are assigned to Piper High School with a choice to attend Boyd Anderson High School.

Students interested in attending the Choice School must apply for a reassignment between May 1 and June 15. The reassignment application is available online at www.browardschools.com, or through the Innovative Programs office at (754) 321-2380.

PLANTATION HIGH SCHOOL

6901 NW 16 STREET
PLANTATION, FLORIDA 33313
754-322-1850

Choice Area
Innovative Program
(Information on reverse side)



PLANTATION



THIS MAP IS FOR CONCEPTUAL PURPOSES ONLY AND SHOULD NOT BE USED FOR LEGAL BOUNDARY DETERMINATIONS

PLANTATION HIGH SCHOOL

Choice Area Description

SOUTH PLANTATION HIGH TO PLANTATION HIGH:

Ninth through twelfth grade students residing within the area bounded south of Broward Boulevard, east of Flamingo Road, north of the New River Canal and west of Hiatus Road are assigned to South Plantation High School with a choice to attend Plantation High School.

Students interested in attending the Choice School must apply for a reassignment between May 1 and June 15. The reassignment application is available online at www.browardschools.com, or through the Innovative Programs office at (754) 321-2380.

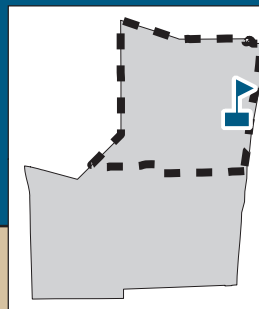
Innovative Program

LIBERAL ARTS PROGRAM APPLYING FOR THE INTERNATIONAL BACCALAUREATE DIPLOMA:


Students residing within the Plantation High attendance area automatically attend this school.

600 NE 13 AVENUE
POMPANO BEACH, FLORIDA 33060
754-322-2000

(Information on reverse side)



POMPANO BEACH



School Boundaries Department • www.browardschools.com • 754.321.2480

POMPANO BEACH HIGH SCHOOL

Magnet Program

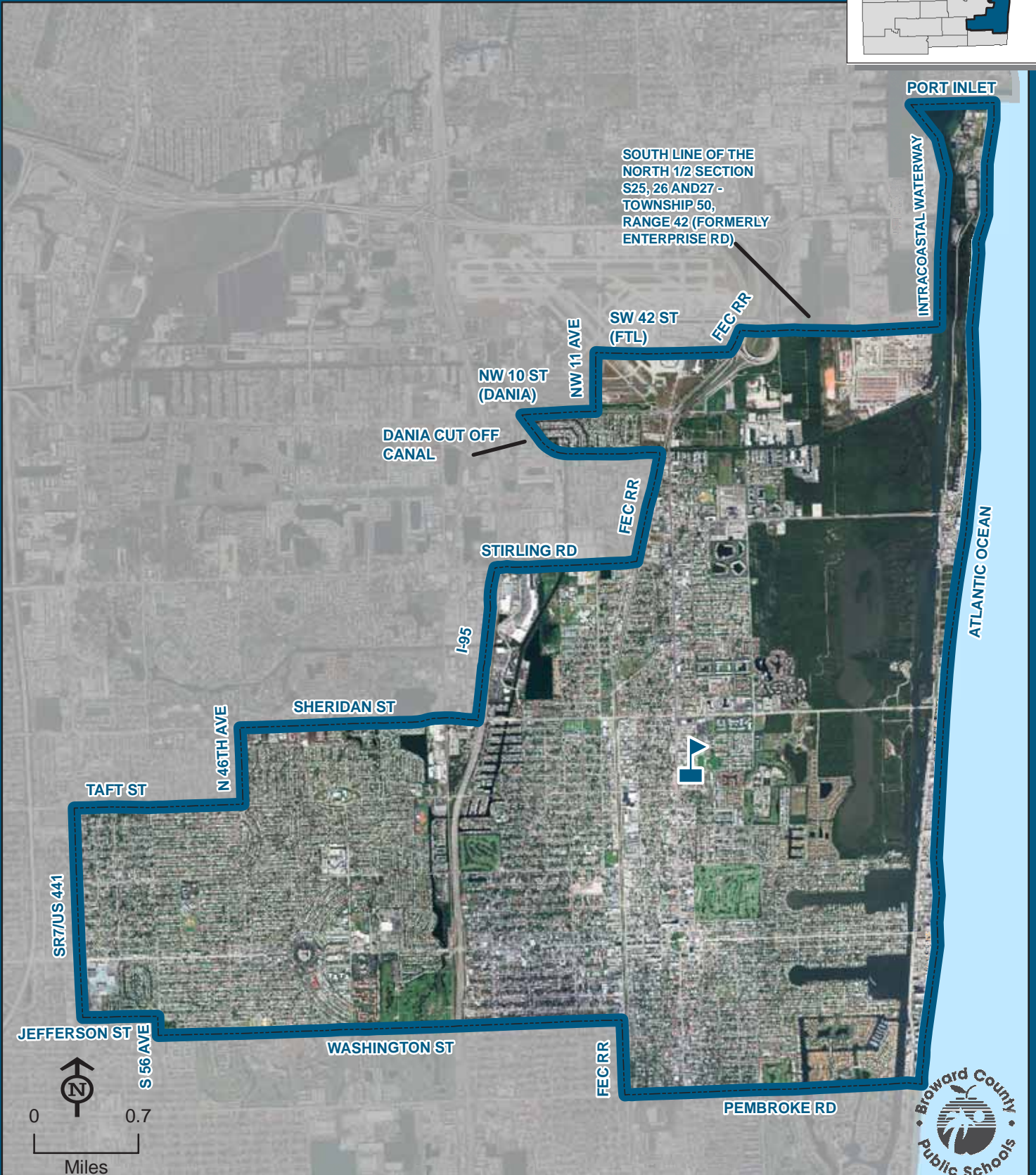
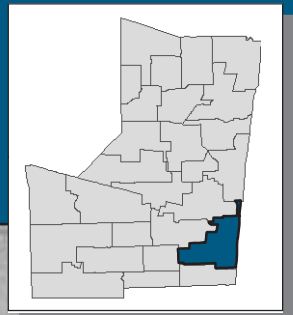
INTERNATIONAL AFFAIRS WITH INFORMATIONAL TECHNOLOGY:

Students residing north of Sunrise Boulevard that meet the eligibility requirements may apply for admission to the International Affairs with Informational Technology Program and receive transportation in accordance with Transportation Policy. Students will be admitted in accordance with the provisions of School Board Policy 5004.1. Application and deadline information is available online at www.browardschoolsmagnetprograms.com or through the Innovative Programs office at (754) 321-2380.

SOUTH BROWARD HIGH SCHOOL

1901 N FEDERAL HIGHWAY
HOLLYWOOD, FLORIDA 33020
754-323-1800

Magnet School
(Information on reverse side)



THIS MAP IS FOR CONCEPTUAL PURPOSES ONLY AND SHOULD NOT BE USED FOR LEGAL BOUNDARY DETERMINATIONS

SOUTH BROWARD HIGH SCHOOL

Magnet Program

MARINE SCIENCE:

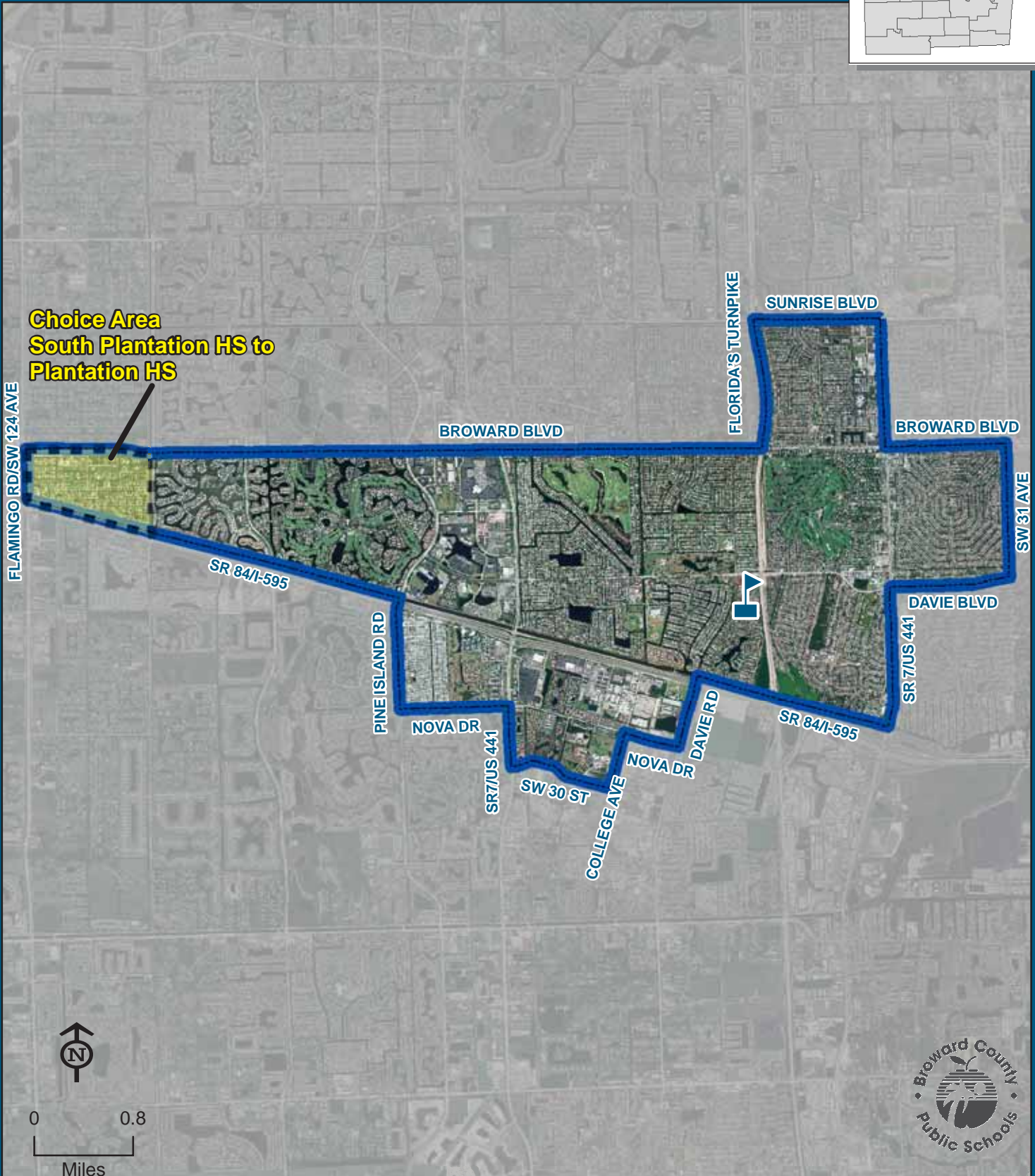
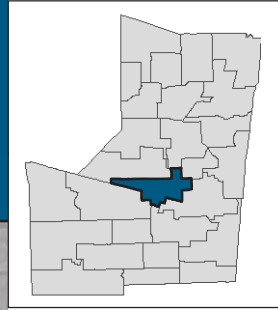
Students residing within the South Broward High attendance area automatically attend this school. Students countywide that meet the eligibility requirements may apply for admission to the Marine Science Program and receive transportation in accordance with Transportation Policy. Students will be admitted in accordance with the provisions of School Board Policy 5004.1. Application and deadline information is available online at www.browardschoolsmagnetprograms.com or through the Innovative Programs office at (754) 321-2380.

SOUTH PLANTATION HIGH SCHOOL

1300 PALADIN WAY
PLANTATION, FLORIDA 33317
754-323-1950

Choice Area
Magnet School

(Information on reverse side)



SOUTH PLANTATION

THIS MAP IS FOR CONCEPTUAL PURPOSES ONLY AND SHOULD NOT BE USED FOR LEGAL BOUNDARY DETERMINATIONS

School Boundaries Department • www.browardschools.com • 754.321.2480

SOUTH PLANTATION HIGH SCHOOL

Choice Area Description

SOUTH PLANTATION HIGH TO PLANTATION HIGH:

Ninth through twelfth grade students residing within the area bounded south of Broward Boulevard, east of Flamingo Road, north of the New River Canal and west of Hiatus Road are assigned to South Plantation High School with a choice to attend Plantation High School.

Students interested in attending the Choice School must apply for a reassignment between May 1 and June 15. The reassignment application is available online at www.browardschools.com, or through the Innovative Programs office at (754) 321-2380.

Magnet Program

ENVIRONMENTAL SCIENCE:

Students residing within the South Plantation High attendance area automatically attend this school. Students countywide that meet the eligibility requirements may apply for admission to the Environmental Science Program and receive transportation in accordance with Transportation Policy. Students will be admitted in accordance with the provisions of School Board Policy 5004.1. Application and deadline information is available online at www.browardschoolsmagnetprograms.com or through the Innovative Programs office at (754) 321-2380.

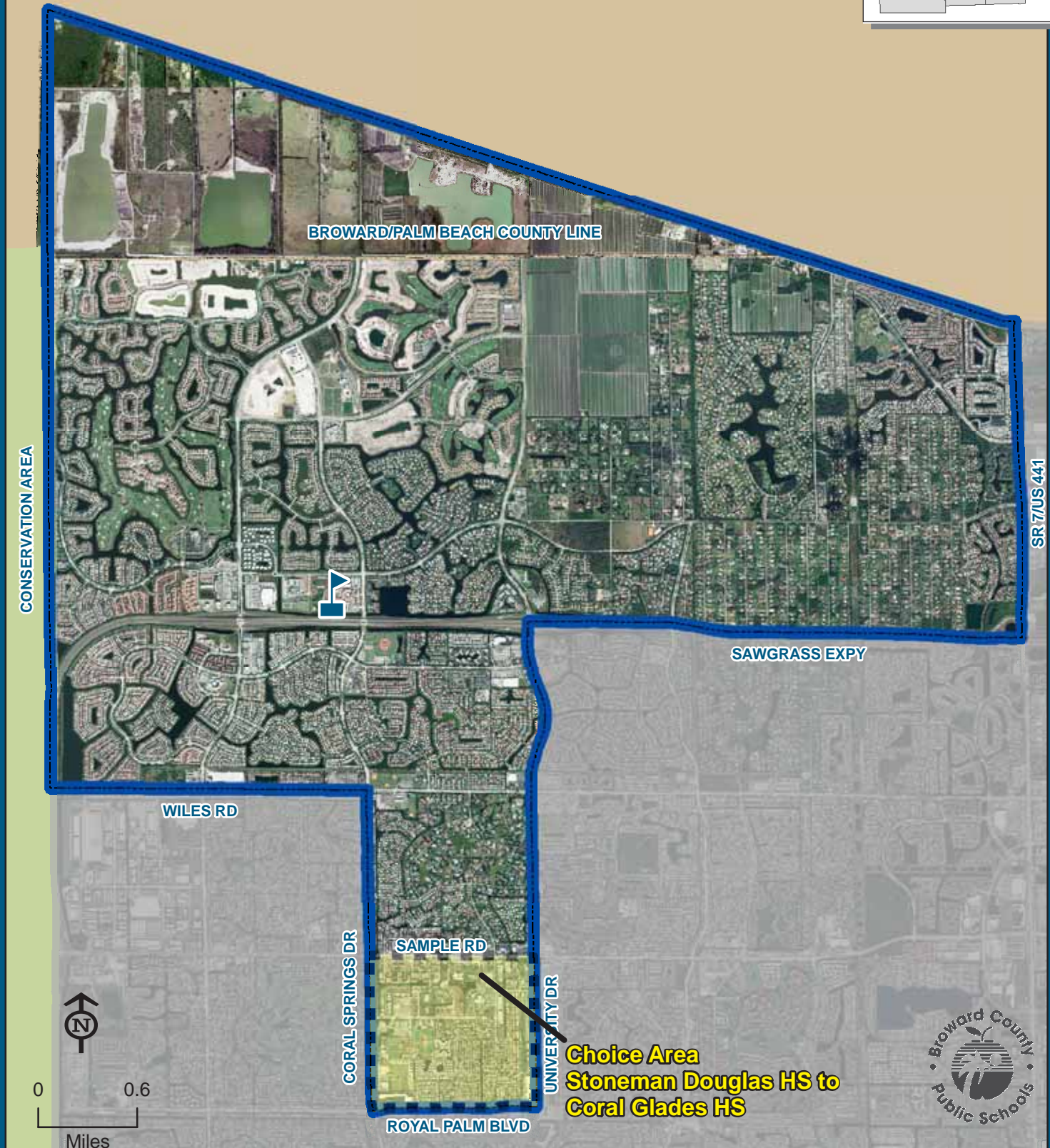
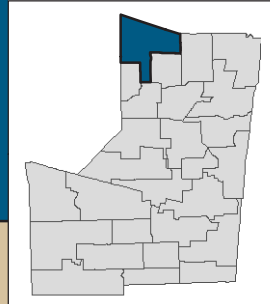
STONEMAN DOUGLAS, MARJORY HIGH SCHOOL

5901 PINE ISLAND ROAD
PARKLAND, FLORIDA 33076
754-322-2150

Choice Area

(Information on reverse side)

Map incorporating school boundary changes for the 2010-11 school year



STONEMAN DOUGLAS, MARJORY

THIS MAP IS FOR CONCEPTUAL PURPOSES ONLY AND SHOULD NOT BE USED FOR LEGAL BOUNDARY DETERMINATIONS

STONEMAN DOUGLAS, MARJORY HIGH SCHOOL

Choice Area Description

MARJORY STONEMAN DOUGLAS HIGH TO CORAL GLADES HIGH:

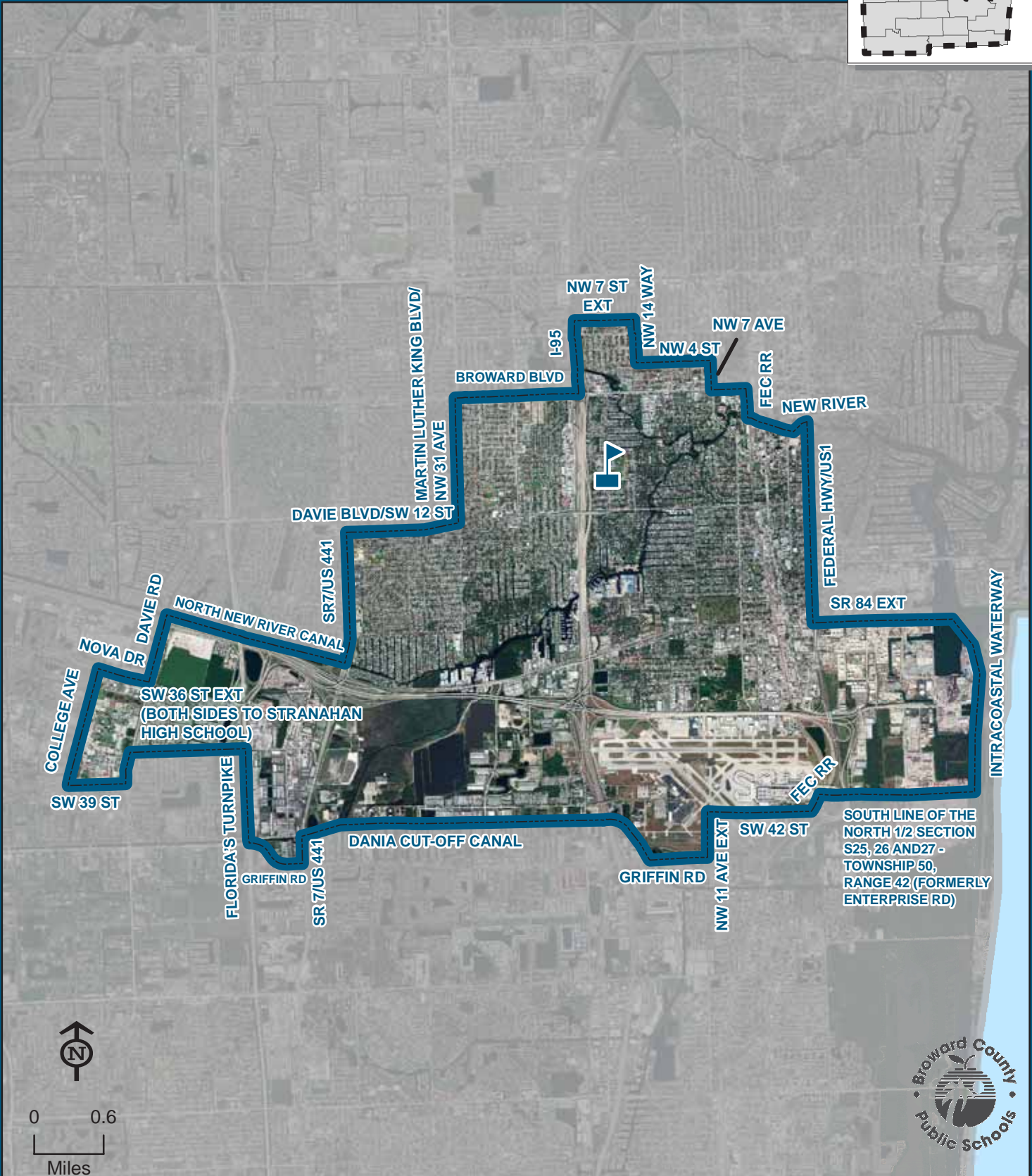
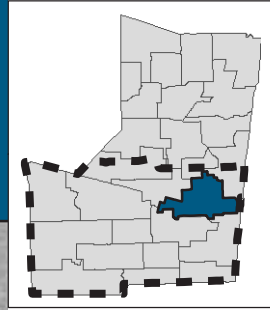
Ninth through twelfth grade students who attended Sawgrass Springs Middle School for the 2006-07 school year residing within the area boundared by Coral Springs Drive and Sample Road, east along Sample Road to University Drive, south along University Drive to Royal Palm Boulevard, west along Royal Palm Boulevard to Coral Springs Drive, north along Coral Springs Drive to Sample Road are assigned to Stoneman Douglas High School with a choice to attend Coral Glades High School.

Students interested in attending the Choice School must apply for a reassignment between May 1 and June 15. The reassignment application is available online at www.browardschools.com, or through the Innovative Programs office at (754) 321-2380.

STRANAHAN HIGH SCHOOL

1800 SW 5 PLACE
FORT LAUDERDALE, FLORIDA 33312
754-323-2100

Magnet School
(Information on reverse side)



STRANAHAN



THIS MAP IS FOR CONCEPTUAL PURPOSES ONLY AND SHOULD NOT BE USED FOR LEGAL BOUNDARY DETERMINATIONS

STRANAHAN HIGH SCHOOL

Magnet Programs

SCIENCE/PRE-ENGINEERING:

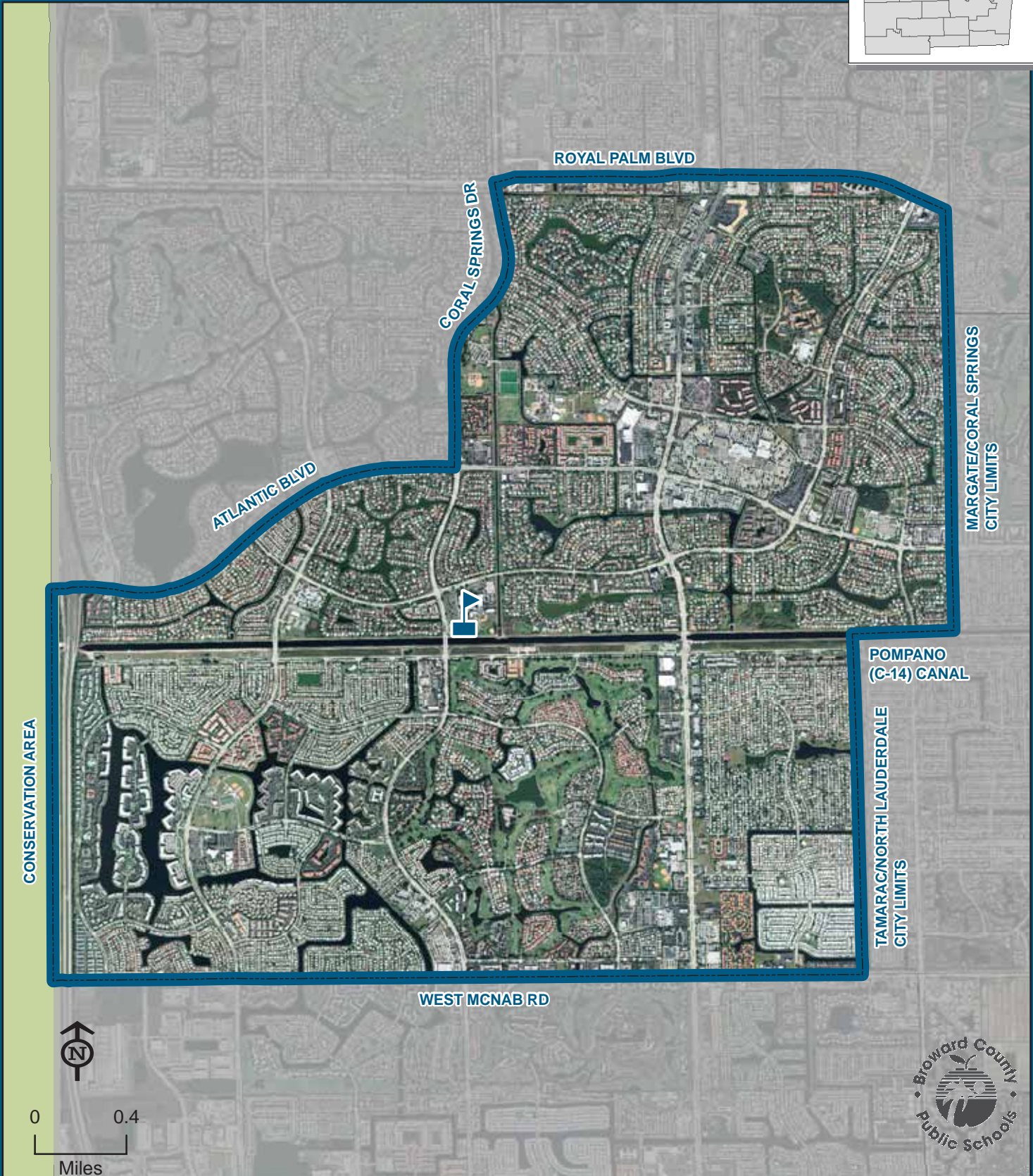
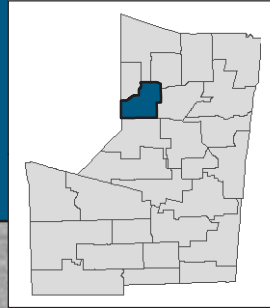
Students residing within the Stranahan High attendance area automatically attend this school. Students residing south of Sunrise Boulevard that meet the eligibility requirements may apply for admission to the Science/Pre-Engineering Program and receive transportation in accordance with Transportation Policy. Students will be admitted in accordance with the provisions of School Board Policy 5004.1. Application and deadline information is available online at www.browardschoolsmagnetprograms.com or through the Innovative Programs office at (754) 321-2380.

MEDICAL SCIENCES:

Students residing within the Stranahan High attendance area automatically attend this school. Students residing south of Sunrise Boulevard that meet the eligibility requirements may apply for admission to the Medical Sciences Program and receive transportation in accordance with Transportation Policy. Students will be admitted in accordance with the provisions of School Board Policy 5004.1. Application and deadline information is available online at www.browardschoolsmagnetprograms.com or through the Innovative Programs office at (754) 321-2380.

TARAVELLA, J.P. HIGH SCHOOL

10600 RIVERSIDE DRIVE
CORAL SPRINGS, FLORIDA 33071
754-322-2300



TARAVELLA, J.P.

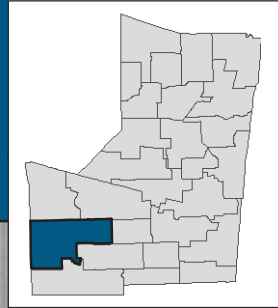
THIS MAP IS FOR CONCEPTUAL PURPOSES ONLY AND SHOULD NOT BE USED FOR LEGAL BOUNDARY DETERMINATIONS

WEST BROWARD HIGH SCHOOL

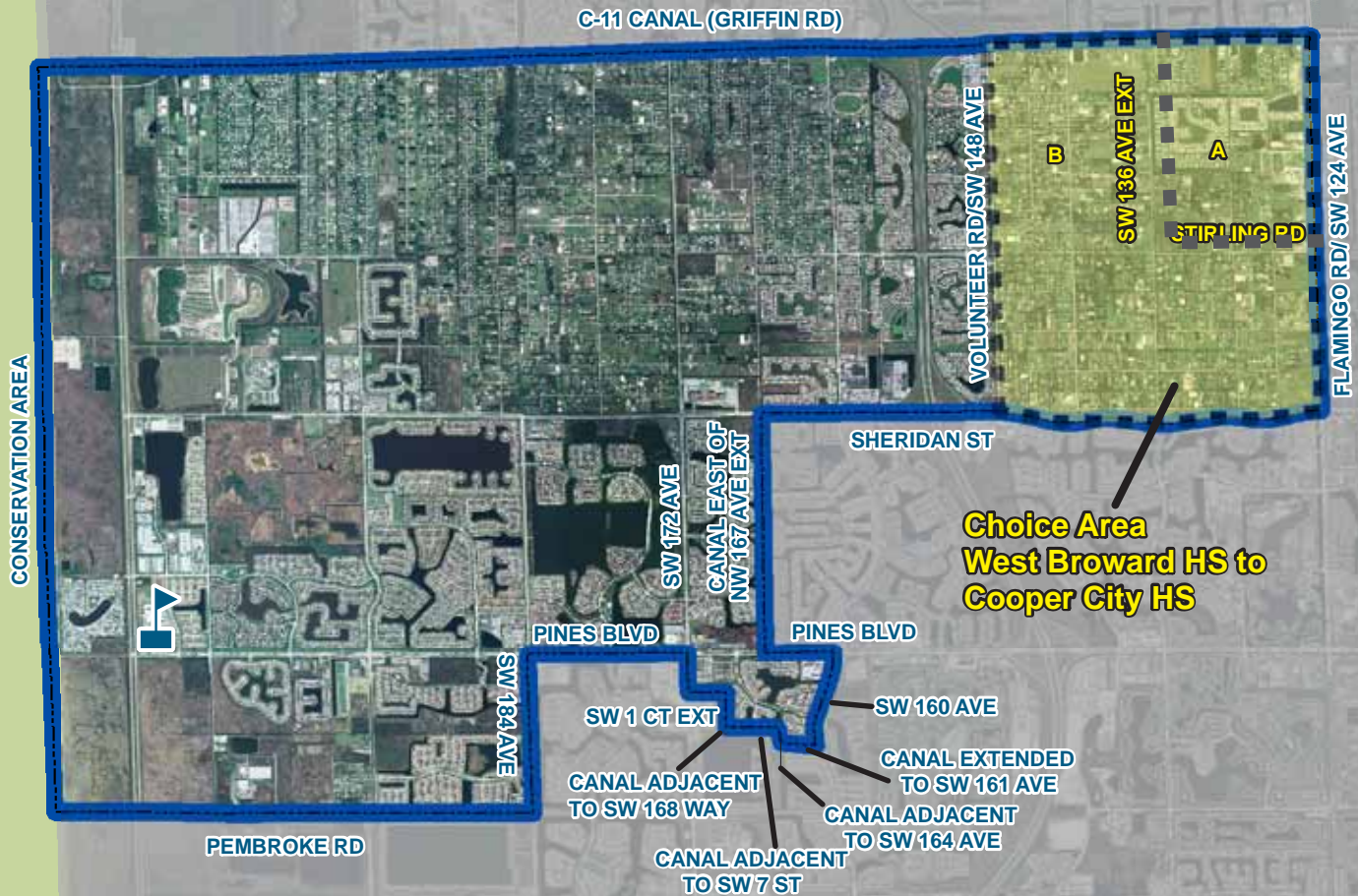
500 NW 209 AVENUE
PEMBROKE PINES, FLORIDA 33029
754-323-2600

Choice Area

(Information on reverse side)



High School students residing on both sides of US 27 in seasonal or temporary facilities from the Miami-Dade County line to the Palm Beach County line attend West Broward High School.



WEST BROWARD



0 0.75
Miles



THIS MAP IS FOR CONCEPTUAL PURPOSES ONLY AND SHOULD NOT BE USED FOR LEGAL BOUNDARY DETERMINATIONS

WEST BROWARD HIGH SCHOOL

Choice Area Description

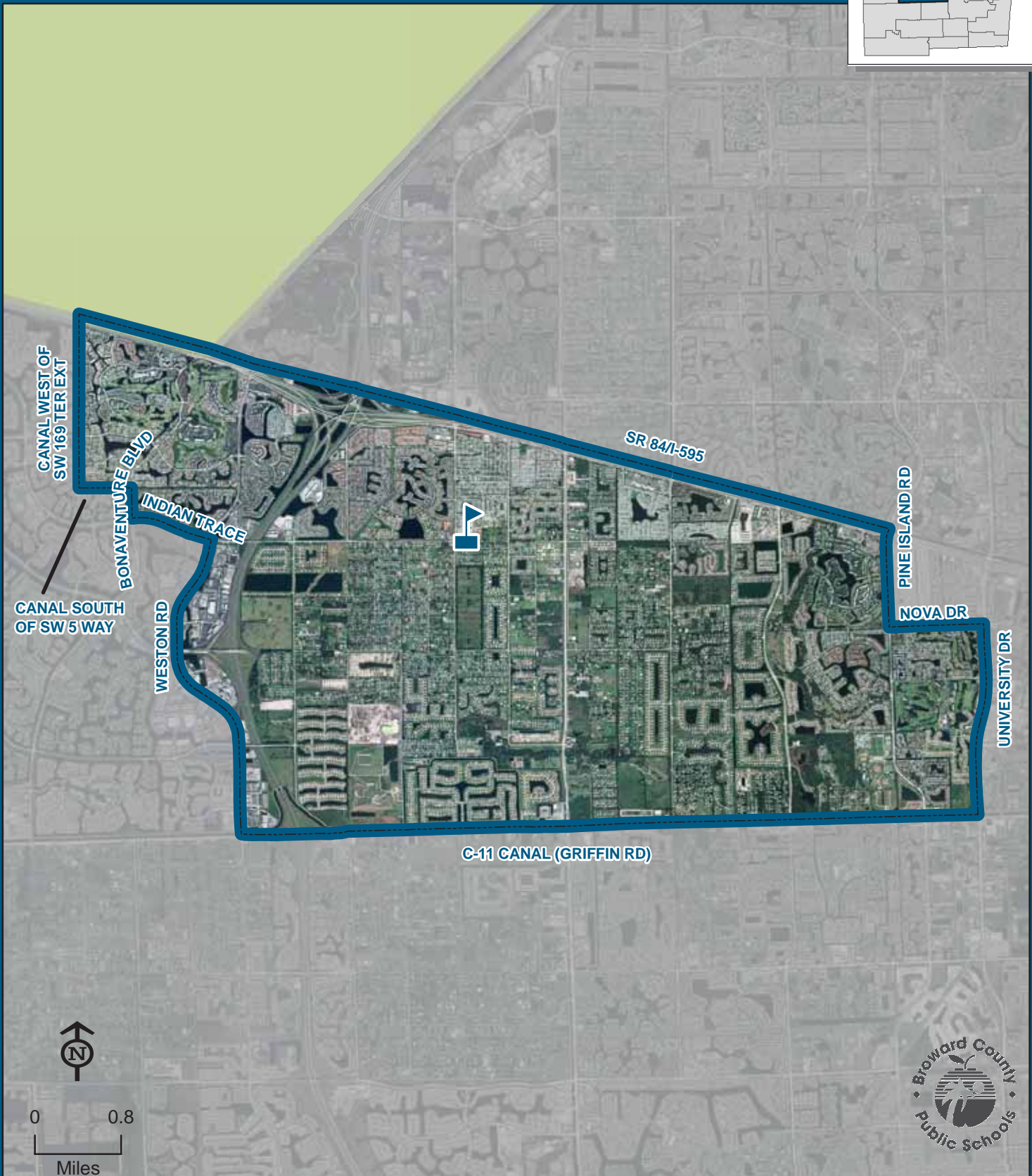
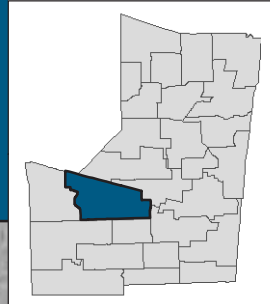
WEST BROWARD HIGH TO COOPER CITY HIGH:

- A** Ninth through twelfth grade students residing within the area boundared by SW 136 Avenue Extended and Griffin Road, east along Griffin Road to Flamingo Road, south along Flamingo Road to Stirling Road, west along Stirling Road to SW 136 Avenue Extended, north to Griffin Road are assigned to West Broward High School with a choice to attend Cooper City High School.
- B** Ninth through twelfth grade students residing within the area boundared by Griffin Road and SW 136 Avenue Extended, south along SW 136 Avenue Extended to Stirling Road, east along Stirling Road to Flamingo Road/SW 124 Avenue, south along Flamingo Road/SW 124 Avenue to Sheridan Street, west along Sheridan Street to SW 148 Avenue, north along SW 148 Avenue to Griffin Road, east along Griffin Road to SW 136 Avenue Extended are assigned to West Broward High School with a choice to attend Cooper City High School.

Students interested in attending the Choice School must apply for a reassignment between May 1 and June 15. The reassignment application is available online at www.browardschools.com, or through the Innovative Programs office at (754) 321-2380.

WESTERN HIGH SCHOOL

1200 SW 136 AVENUE
DAVIE, FLORIDA 33325
754-323-2400



WESTERN

THIS MAP IS FOR CONCEPTUAL PURPOSES ONLY AND SHOULD NOT BE USED FOR LEGAL BOUNDARY DETERMINATIONS

School Boundaries Department • www.browardschools.com • 754.321.2480

V. BOARD AGENDA ITEM 4
PROPOSED PREKINDERGARTEN THROUGH EIGHTH GRADE SCHOOL
ATTENDANCE AREAS

The School Board of Broward County, Florida will vote on all prekindergarten through eighth grade school attendance areas for the 2010-11 school year as a separate agenda item.

SUPPORTING DOCUMENTATION

Recommendation Maps with Area Descriptions
2010-11 Proposed Prekindergarten through Eighth Grade School Attendance Areas

RECOMMENDATION EM-1

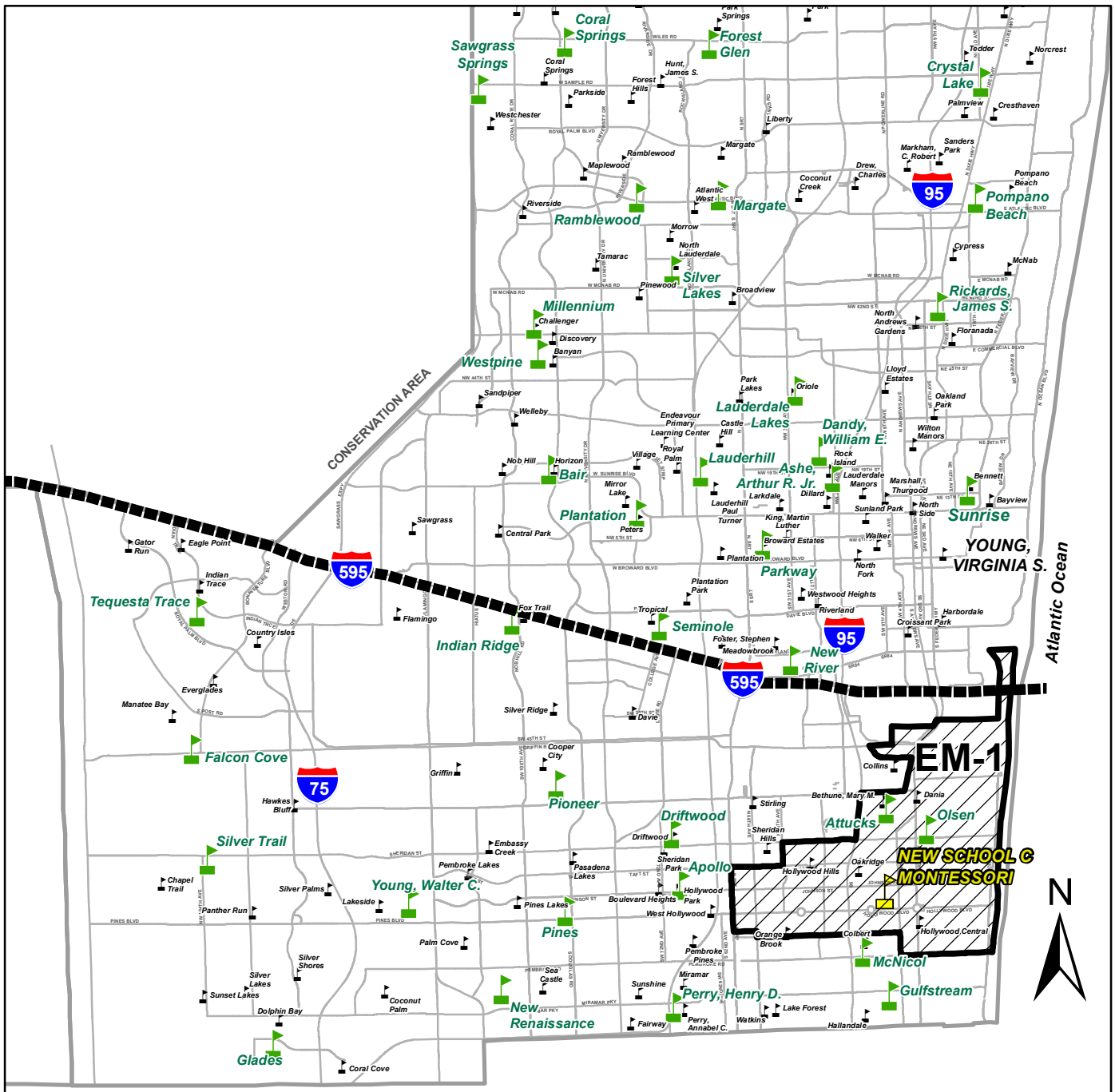
RECOMMENDATION DESCRIPTION:

A PreK-8 MONTESSORI MAGNET SCHOOL:

Reserve 150 choice seats for prekindergarten through eighth grade students residing within the South Broward High School boundary (see map).

Prioritize 25% of the remaining seats for prekindergarten through eighth grade students residing south of Interstate 595 in schools where enrollment exceeds 110% of the permanent capacity. Remaining seats will be filled by students residing south of Interstate 595 through the Magnet random selection process. Students will be admitted in accordance with the provisions of School Board Policy 5004.1.

Students residing south of Interstate 595 currently attending Virginia Shuman Young Elementary School or Sunrise Middle School may continue in these programs or may apply to attend new School C Montessori. Students residing south of Interstate 595 matriculating in theme from elementary to middle will have a priority to receive a middle level seat at new School C Montessori if their application is received prior to the Magnet Program application deadline.



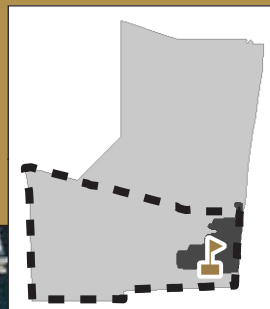
2010-11 Proposed Prekindergarten through Eighth Grade School Attendance Areas

NEW SCHOOL C MONTESSORI PreK-8

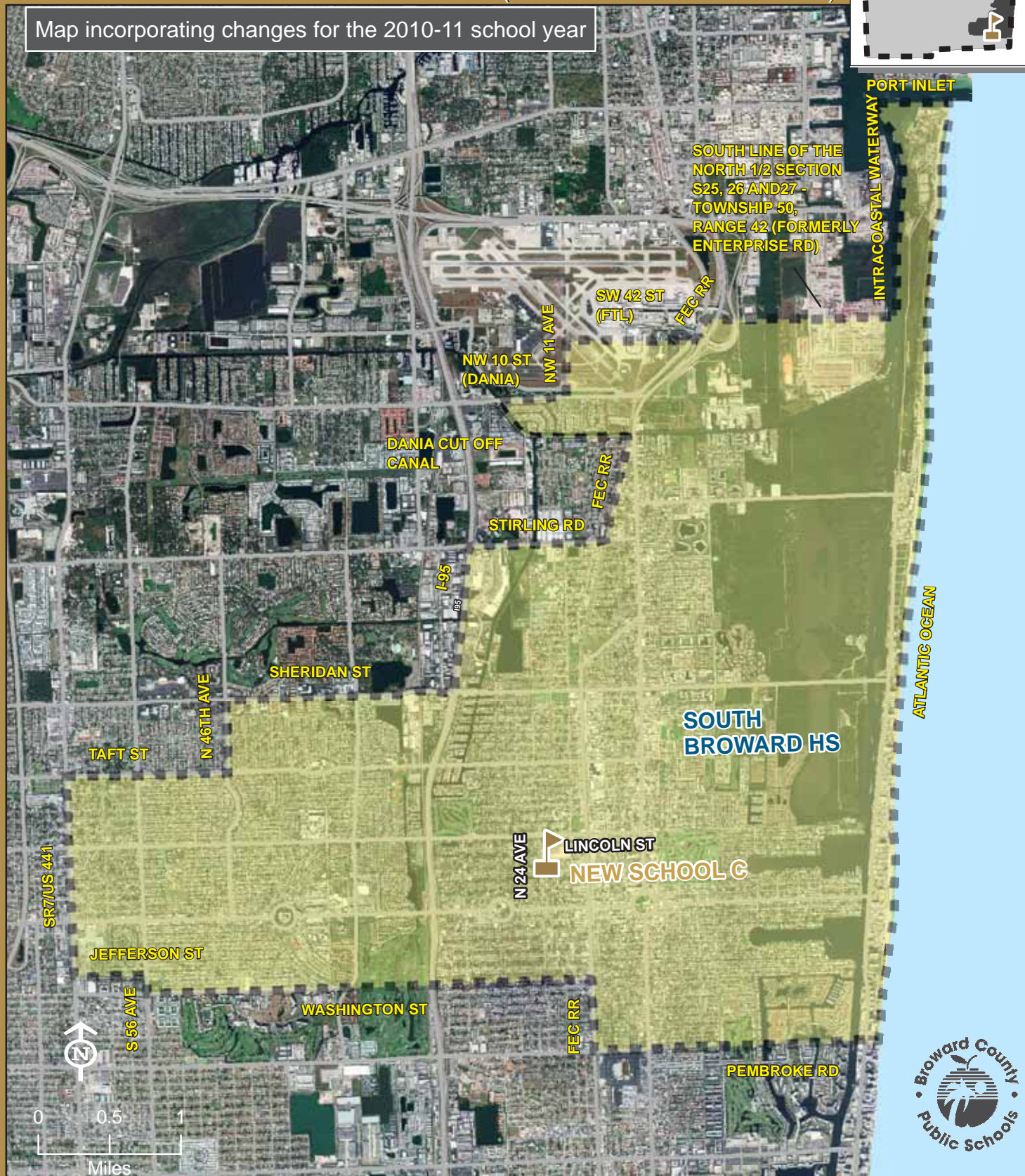
2230 LINCOLN STREET
HOLLYWOOD, FLORIDA 33020
754-323-8050

Choice Area
Magnet School

(Information on reverse side)




Map incorporating changes for the 2010-11 school year



THIS MAP IS FOR CONCEPTUAL PURPOSES ONLY AND SHOULD NOT BE USED FOR LEGAL BOUNDARY DETERMINATIONS

School Boundaries Department • www.browardschools.com • 754.321.2480

NEW SCHOOL C MONTESSORI



NEW SCHOOL C MONTESSORI

Choice Area Description

Reserve 150 choice seats for prekindergarten through eighth grade students residing within the South Broward High School boundary (see map).

Students residing south of Interstate 595 currently attending Virginia Shuman Young Elementary School or Sunrise Middle School may continue in these programs or may apply to attend new school C Montessori. Students residing south of Interstate 595 matriculating in theme from elementary to middle will have a priority to receive a middle level seat and meet the Magnet Program application deadline.

Magnet Program

MONTESSORI:

Students residing south of Interstate 595 that meet the eligibility requirements may apply for admission to the Montessori Program and receive transportation in accordance with Transportation Policy. Students will be admitted in accordance with the provisions of School Board Policy 5004.1. Application and deadline information is available online at www.browardschoolsmagnetprograms.com or through the Innovative Programs office at (754) 321-2380.

VI. TENTATIVE FINANCIAL IMPACT INFORMATION

Budget
Relocatables
Safety
Transportation

BROWARD COUNTY PUBLIC SCHOOLS***Summary for 2010-11 School Boundary Changes - January 26-27, 2010 Public Hearing***

Estimated Impact of Boundary Changes to the 2010-11 Support Allocation for Current Schools (a)

	Before Change	After Change	Incr./ (Decr.)
<u>Elementary Schools</u>			
Heron Heights	\$769,163	\$769,163	\$0
Park Trails	809,285	809,285	0
Virginia Shuman Young	769,163	769,163	0
<u>Middle Schools</u>			
Sunrise	1,359,017	1,359,017	0
Westglades	1,359,017	1,359,017	0
<u>High Schools</u>			
Stoneman Douglas	2,967,662	2,967,662	0
Subtotal			\$0

Estimated 2010-11 financial impact for new school opening in 2010-11

	New School C
Start-up Personnel (a)	\$115,080
Support Allocation (a)	979,370
Categoricals (a)	1,043,726
Student Activities and Athletics	23,878
Utilities (b)	241,281
Subtotal	\$2,403,335

Estimated Financial Impact for 2010-11 Student Transportation (c) \$658,000

Total Estimated Impact to the 2010-11 General Fund (d)	\$3,061,335
---	--------------------

(a) Based on 2009-10 Budget Funding Allocations and Guidelines using 2009-10 standard salaries and fringe benefits rates.

(b) Based on average of 2008-09 utilities expenditures at all elementary schools.

(c) Provided by Student Transportation Department.

BROWARD COUNTY PUBLIC SCHOOLS

Summary for 2010-11 School Boundary Changes - January 26-27, 2010 Public Hearing

(d) Does not include Capital Outlay.

BROWARD COUNTY PUBLIC SCHOOLS

FTE and Support Allocation for 2010-11 Boundary Changes - January 26-27, 2010 Public Hearing

Recommendation E-1:

To Park Trails Elementary from newly annexed portion of Broward County

Park Trails			
	UNWTD	Prevalence	WTD
Projected Enrollment/FTE's	FTE (a)	Factor (b)	FTE
Prior to Change	931.00	1.25	1,163.75
Boundary Changes:			
From: New county annexation	8.00	1.25	10.00
Total Boundary Change	8.00		10.00
Adjusted School Total	939.00		1,173.75

Support Allocation (c)		
Prior to Change	After Change	Financial Impact
\$809,285	\$809,285	\$0
Range 9	Range 9	

Recommendation E-2:

To Heron Heights Elementary from newly annexed portion of Broward County

Heron Heights			
	UNWTD	Prevalence	WTD
Projected Enrollment/FTE's	FTE (a)	Factor (b)	FTE
Prior to Change	931.00	1.11	1,033.41
Boundary Changes:			
From: New county annexation	0.00	1.11	0.00
Total Boundary Change	0.00		0.00
Adjusted School Total	931.00		1,033.41

Support Allocation (c)		
Prior to Change	After Change	Financial Impact
\$769,163	\$769,163	\$0
Range 7	Range 7	

Recommendation E-3:

Choice seats reserved for PK - 5 students within a portion of Virginia Shuman Young Elementary School's boundary

Virginia S. Young			
	UNWTD	Prevalence	WTD
Projected Enrollment/FTE's	FTE (a)	Factor (b)	FTE
Prior to Change	931.00	1.15	1,070.65
Boundary Changes:			
From: Choice seats	0.00	1.15	0.00
Total Boundary Change	0.00		0.00
Adjusted School Total	931.00		1,070.65

Support Allocation (c)		
Prior to Change	After Change	Financial Impact
\$769,163	\$769,163	\$0
Range 7	Range 7	

(a) Unweighted FTE based on the 2010-11 projections from the School Boundaries Department.

(b) Prevalence factor based on 2009-10 October FTE Survey.

(c) Based on 2009-10 Budget Funding Allocations and Guidelines using 2009-10 standard salaries and fringe benefits rates.

BROWARD COUNTY PUBLIC SCHOOLS

FTE and Support Allocation for 2010-11 Boundary Changes - January 26-27, 2010 Public Hearing

Recommendation EM-1:

New School C Montessori (entirely choice seats)

New School C			
	UNWTD	Prevalence	WTD
Projected Enrollment/FTE's	FTE (a)	Factor (b)	FTE
Prior to Change	0.00		0.00
Boundary Changes:			
From: Elementary schools	450.00	1.18	531.00
From: Middle schools	225.00	1.12	252.00
Total Boundary Change	675.00		783.00
Adjusted School Total (d)	675.00		783.00

Support Allocation (c)		
Prior to Change	After Change	Financial Impact
\$0	\$979,370	\$979,370
Range 4		

Recommendation M-1:

To Westglades Middle from newly annexed portion of Broward County

Westglades			
	UNWTD	Prevalence	WTD
Projected Enrollment/FTE's	FTE (a)	Factor (b)	FTE
Prior to Change	1,516.00	1.11	1,682.76
Boundary Changes:			
From: New county annexation	3.00	1.11	3.33
Total Boundary Change	3.00		3.33
Adjusted School Total	1,519.00		1,686.09

Support Allocation (c)		
Prior to Change	After Change	Financial Impact
\$1,359,017	\$1,359,017	\$0
Range 8	Range 8	

Recommendation M-2:

Students attending Sunrise Middle School may apply to New School C if they reside south of Interstate 595

Sunrise			
	UNWTD	Prevalence	WTD
Projected Enrollment/FTE's	FTE (a)	Factor (b)	FTE
Prior to Change	1,516.00	1.13	1,713.08
Boundary Changes:			
From: Choice for New School C	0.00	1.13	0.00
Total Boundary Change	0.00		0.00
Adjusted School Total	1,516.00		1,713.08

Support Allocation (c)		
Prior to Change	After Change	Financial Impact
\$1,359,017	\$1,359,017	\$0
Range 8	Range 8	

(a) Unweighted FTE based on the 2010-11 projections from the School Boundaries Department.

(b) Prevalence factor based on 2009-10 October FTE Survey.

(c) Based on 2009-10 Budget Funding Allocations and Guidelines using 2009-10 standard salaries and fringe benefits rates.

(d) Does not include 72 PK students who would not be part of the school's FTE count. Total projected enrollment including PK is 747.

BROWARD COUNTY PUBLIC SCHOOLS

FTE and Support Allocation for 2010-11 Boundary Changes - January 26-27, 2010 Public Hearing

Recommendation H-1:

To Stoneman Douglas High from expired choice at Coral Glades High

	Stoneman Douglas		
	UNWTD	Prevalence	WTD
Projected Enrollment/FTE's	FTE (a)	Factor (b)	FTE
Prior to Change	3,316.00	1.13	3,747.08
Boundary Changes:			
From: Coral Glades	3.00	1.17	3.51
Total Boundary Change	3.00		3.51
Adjusted School Total	3,319.00		3,750.59

Support Allocation (c)		
Prior to	After	Financial
Change	Change	Impact
\$2,967,662	\$2,967,662	\$0
Range 18	Range 18	

(a) Unweighted FTE based on the 2010-11 projections from the School Boundaries Department.

(b) Prevalence factor based on 2009-10 October FTE Survey.

(c) Based on 2009-10 Budget Funding Allocations and Guidelines using 2009-10 standard salaries and fringe benefits rates.

The School Board Of Broward County, Florida
Facilities & Construction Management

Michael Garretson, Deputy Superintendent

December 18, 2009

TO: Jill Young, Director
School Boundaries

FROM: Michael Garretson, Deputy Superintendent
Facilities and Construction Management 

**SUBJECT: PROJECTED FISCAL IMPACT OF RELOCATABLE CLASSROOM
RELOCATION - SCHOOL YEAR 2010-2011**

At this time, it is unclear as to how the State will proceed with implementation of the period-by-period phase of the Class Size Reduction mandate. Currently, there is a significant fiscal impact at the State level to hire the teachers necessary to implement period-by-period Class Size Reduction; therefore, at this time, at the local level, there is no need to move relocatables as a response to Class Size Reduction. Discussion regarding the implementation of period-by-period Class Size Reduction is expected to continue during the next Legislative session which begins on March 2, 2010. There may be relocatable moves charged to capital projects as a result of construction activity that occurs during the year. The average moving cost per relocatable classroom is \$86,000. This cost includes: plan preparation, relocatable moving, foundation and pier preparation, hook-up of life-safety systems and plumbing, Department of Education upgrades, installation of stairs and ramps, and repair/replace items to meet the Florida Building Code requirements.

MG/TJC/ejh

fpimdoc. #419

cc Dr. Joanne Harrison, Deputy Superintendent
Educational Programs & Student Support

Leslie Brown, Executive Director
Educational Programs

Thomas J. Coates, Executive Director
Facility Mgmt., Planning, Site Acquisition

THE SCHOOL BOARD OF BROWARD COUNTY, FLORIDA

SAFETY DEPARTMENT

TELEPHONE (754) 321-4200

FACSIMILE: (754) 321-4287

December 3, 2009

To: Jill Young, Director
School Boundaries

From: Jerry Graziose, Director
Safety Department

RE: 2010-2011 SCHOOL BOUNDARY RECOMMENDATIONS

Pursuant to your request, a safety analysis was conducted of the 2010 – 2011 school boundary recommendations provided by your office of areas that are located within two (2) miles of the school identified in the proposed recommendations.

As a result of this review, we are providing the following comments for the Tentative Economic Impact section of your Boundary Book.

Should any further information be needed, or if I may be of any assistance, please call my office at 754-321-4200.

JG/cac

Cc: Donnie Carter, Chief Operations Officer
Jeffrey S. Moquin, Executive Director, Support Operations
Ruben Parker, Director, Transportation Services
Joseph Beck, Specialist Demographer/Statistician, School Boundaries

SCHOOL BOUNDARIES 2010 - 2011 TENTATIVE FINANCIAL IMPACT

I. NEW SCHOOL C MONTESSORI PROPOSED PRE K-8

1. In compliance with Florida State Statute (1006.23) for Hazardous Walking, student residing west of I-95 within two (2) miles of the school are eligible for bus transportation.
2. Students residing east of the FEC Railroad tracks within two (2) miles of the school are eligible for bus transportation as prescribed by the School Board. The School Board provides bus transportation to elementary students who must cross a railroad track in order to attend school.
3. In compliance with Florida State Statute (1006.23), students residing within two (2) miles of the school located between I-95 and the FEC Railroad track may walk to school.

II. CORRECTIVE ACTION(S) REQUESTED:

COST

The following items will be requested to enhance the safety of the walk route.

1. Placement of a school crossing guard(s) at the following location(s)
(City of Hollywood)

*Johnson Street and North 24 Avenue (2)	\$13,500.00
*Lincoln Street and North 24 Avenue	6,750.00
*Pierce Street and North 24 Avenue	6,750.00
2. Installation of signs and striping at the following location(s)
(Broward County)

*Johnson Street and North 24 Avenue	\$3,000.00
*Lincoln Street and North 24 Avenue	2,400.00
*Pierce Street and North 24 Avenue	2,400.00
3. Completion of missing sections of sidewalk in the following location(s)
(City of Hollywood)

*Southside of Pierce Street between *North 24 Avenue and Dixie Highway	\$28,400.00
*Northside of Lincoln Street between *North 24 Avenue and Dixie Highway	21,280.00

New Elementary School Summary:

<i>Projected Tentative Economic Impact/City of Hollywood</i>	\$76,680.00
<i>Projected Tentative Economic Impact/Broward County</i>	7,800.00

Total Tentative Projected Economic Impact	\$84,480.00
--	--------------------

TRANSPORTATION
BOUNDARY IMPACT 2010-11

Schools	Transport Impact	Cost Impact	Rationale
"Wedge" Area to Park Trails Elementary	1 bus	\$47,000	Transporting students from the "Wedge" area to Park Trails Elementary would require 1 bus at a cost impact of \$47,000.
"Wedge" Area to Heron Heights Elementary	No impact	\$0	There are no students living west of Nob Hill Road extended.
Virginia Shuman Young Elementary	No impact	\$0	Existing buses
New School C Montessori	14 buses	\$658,000	As many as 747 students may require bus transportation to the school.
Westglades Middle	1 bus	\$47,000	Transporting students from the "Wedge" area to Westglades Middle would require 1 bus at a cost impact of \$47,000.
Sunrise Middle	No impact	\$0	Existing buses
Marjory Stoneman Douglas High	1 bus	\$47,000	Transporting students from the "Wedge" area to Marjory Stoneman Douglas High would require 1 bus at a cost impact of \$47,000.
Total		\$799,000	

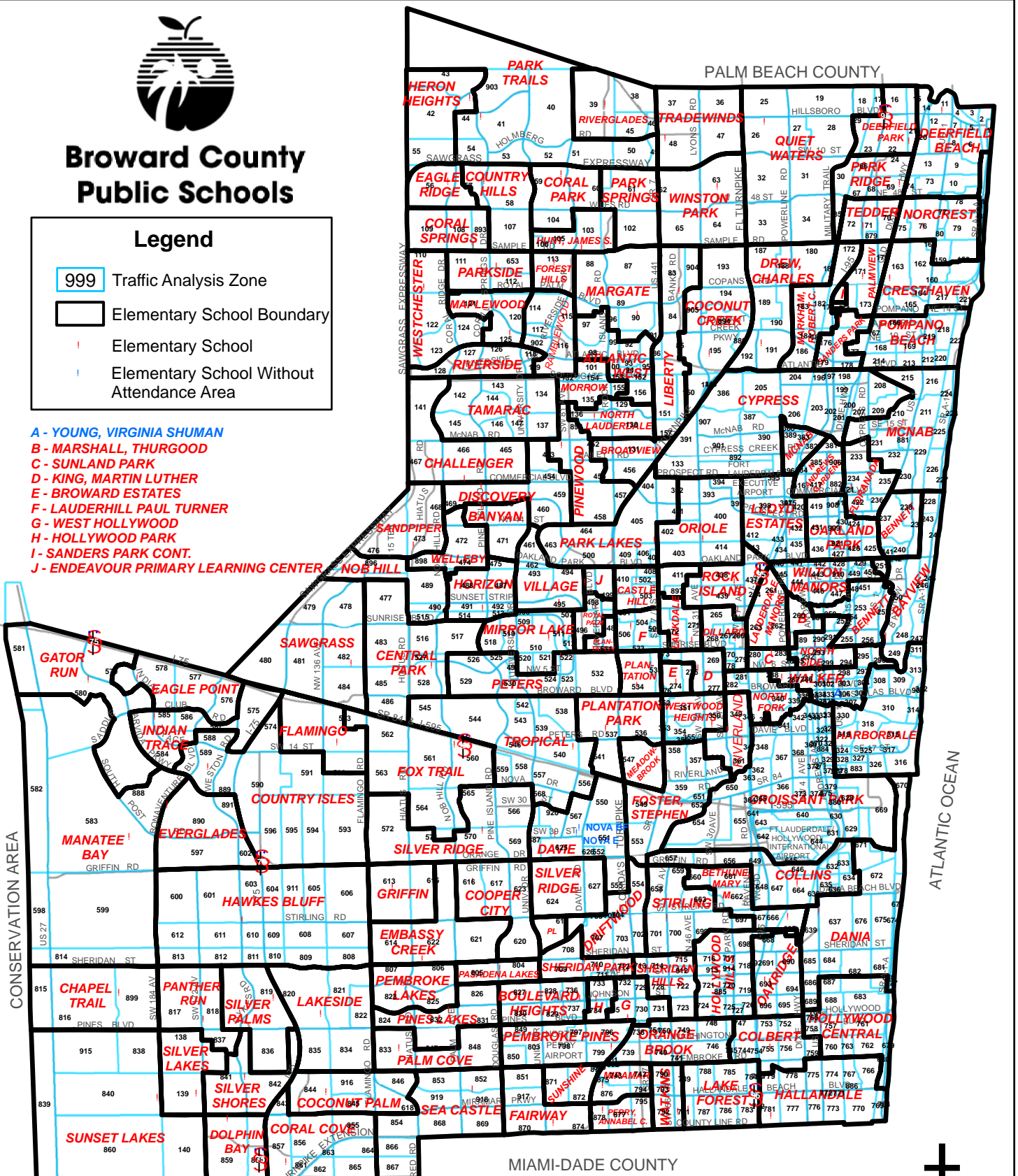
VII. APPENDICES

- A. 2009-10 District-Wide Maps by Level
- B. Feeder Patterns
- C. School Board Policies – 5000, 5004.1

Legend

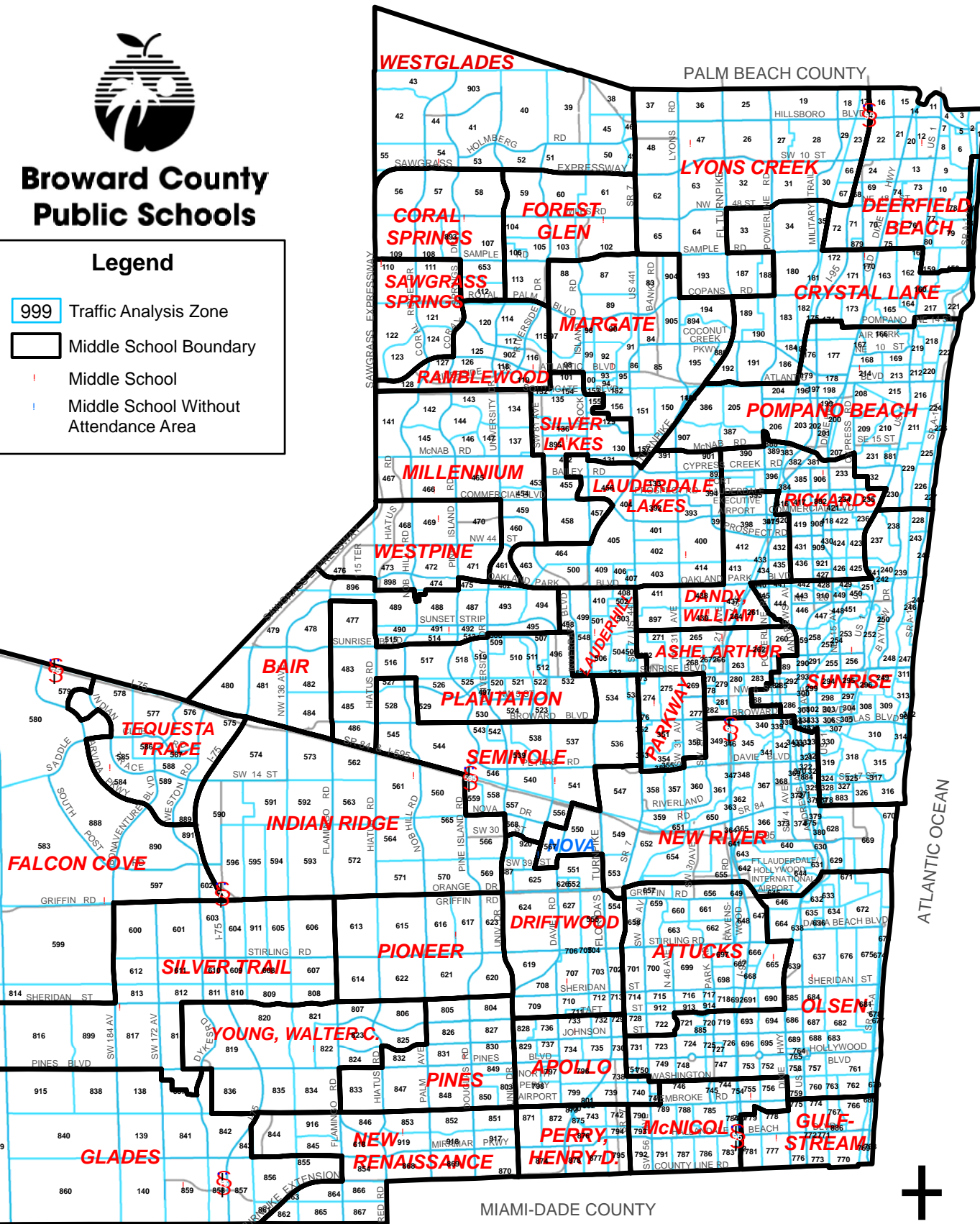
- | | |
|-----|---|
| 999 | Traffic Analysis Zone |
| | Elementary School Boundary |
| ! | Elementary School |
| ! | Elementary School Without Attendance Area |

A - YOUNG, VIRGINIA SHUMAN
B - MARSHALL, THURGOOD
C - SUNLAND PARK
D - KING, MARTIN LUTHER
E - BROWARD ESTATES
F - LAUDERHILL PAUL TURNER
G - WEST HOLLYWOOD
H - HOLLYWOOD PARK
I - SANDERS PARK CONT.
J - ENDEAVOUR PRIMARY LEARNING CENTER



Legend

- CONSERVATION AREA



Broward County Public Schools
www.browardschools.com

2009-2010 HIGH SCHOOL BOUNDARIES

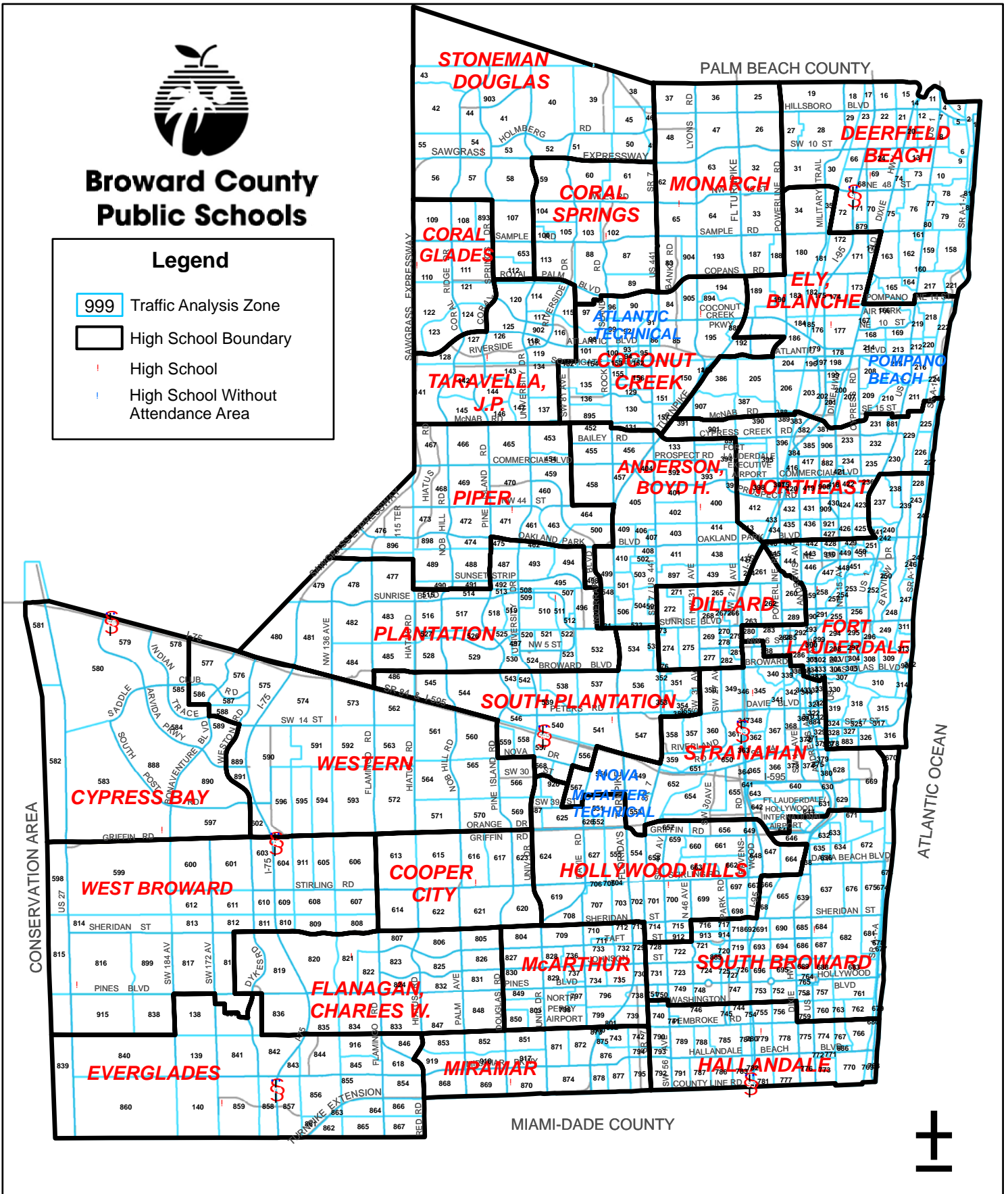
Traffic Analysis Zones



**Broward County
Public Schools**

Legend

- 999 Traffic Analysis Zone
- High School Boundary
- | High School
- | High School Without Attendance Area



BROWARD COUNTY PUBLIC SCHOOLS

School Boundaries

Source: Twentieth Day Enrollment, September 21, 2009

	Cell value is less than or equal to 10%				
2009-10 Feeder Pattern from Elementary to Middle School to High School					
Note: Feeder patterns provide detailed information on student advancement from one level to another within a particular boundary based on residing address . While consideration is made towards achieving 100 percent feeder patterns, some schools will have split feeder patterns. This report should be used to track elementary students matriculating to high school. This report should not be used to track middle school students matriculating to high school.					
Elementary School	Middle School	High School	Elementary Students		
			Number	Total	Percentage
Atlantic West	Margate	Coconut Creek	822	822	100.0%
Banyan	Westpine	Piper	790	790	100.0%
Bayview	Sunrise	Fort Lauderdale	483	483	100.0%
Bennett	Sunrise	Fort Lauderdale	276	276	100.0%
Bethune, Mary M.	Attucks	Hollywood Hills	255	439	58.1%
		South Broward	184		41.9%
Boulevard Heights	Apollo	McArthur	707	991	71.3%
	Pines	McArthur	284		28.7%
Broadview	Lauderdale Lakes	Anderson, Boyd	753	962	78.3%
	Silver Lakes	Coconut Creek	209		21.7%
Broward Estates	Parkway	Dillard	403	403	100.0%
Castle Hill	Lauderhill	Anderson, Boyd	838	838	100.0%
Central Park**	Plantation	Plantation	712	1,164	61.2%
		S. Plantation	50		4.3%
		Seminole	Plantation		402
Challenger	Millennium	Piper	671	872	76.9%
		Taravella, J.P.	201		23.1%
Chapel Trail	Silver Trail	West Broward	1,233	1,233	100.0%
Coconut Creek	Lyons Creek	Monarch	145	862	16.8%
	Margate	Coconut Creek	717		83.2%
Coconut Palm	New Renaissance	Miramar	1,174	1,174	100.0%
Colbert	McNicol	Hallandale	416	683	60.9%
	Olsen	South Broward	267		39.1%
Collins	Attucks	Hollywood Hills	136	453	30.0%
		Hollywood Hills	258		57.0%
	Olsen	South Broward	59		13.0%
Cooper City	Pioneer	Cooper City	664	664	100.0%
Coral Cove	Glades	Everglades	353	1,189	29.7%
	New Renaissance	Everglades	836		70.3%

* Pre-Kindergarten students are not required to attend assigned school attendance areas; therefore, feeder pattern data does not include Pre-Kindergarten students.

** Choice area enables aligned feeder from Central Park Elementary to Plantation Middle.

School Boundaries

Source: Twentieth Day Enrollment, September 21, 2009

	Cell value is less than or equal to 10%					
2009-10 Feeder Pattern from Elementary to Middle School to High School						
Note: Feeder patterns provide detailed information on student advancement from one level to another within a particular boundary based on residing address . While consideration is made towards achieving 100 percent feeder patterns, some schools will have split feeder patterns. This report should be used to track elementary students matriculating to high school. This report should not be used to track middle school students matriculating to high school.						
Elementary School	Middle School	High School	Elementary Students			
			Number	Total	Percentage	
Coral Park	Forest Glen	Coral Springs	598	598	100.0%	
Coral Springs	Coral Springs	Coral Glades	811	811	100.0%	
Country Hills	Coral Springs	Stoneman Douglas	832	832	100.0%	
	Indian Ridge	Western	577	984	58.6%	
		Cypress Bay	295		30.0%	
	Country Isles	Tequesta Trace	Western		112	11.4%
	Cresthaven	Crystal Lake	Deerfield Beach		631	631
Croissant Park	New River	Stranahan	747	747	100.0%	
		Anderson, Boyd	7	1,081	0.6%	
	Lauderdale Lakes	Northeast	123		11.4%	
	Pompano Beach	Ely, Blanche	951		88.0%	
	Cypress	Rickards, James S.	Northeast		0	0.0%
Dania	Olsen	South Broward	618	618	100.0%	
	Driftwood	Hollywood Hills	723	806	89.7%	
	Davie	New River	Stranahan		83	10.3%
Deerfield Beach	Deerfield Beach	Deerfield Beach	803	803	100.0%	
	Deerfield Beach	Deerfield Beach	548	552	99.3%	
	Deerfield Park	Lyons Creek	Deerfield Beach		4	0.7%
Dillard	Ashe, Arthur R.	Dillard	797	797	100.0%	
	Millennium	Piper	549	1,022	53.7%	
	Discovery	Westpine	Piper		473	46.3%
Dolphin Bay	Glades	Everglades	1,025	1,025	100.0%	
		Coconut Creek	298	633	47.1%	
		Drew, Charles	Crystal Lake		Ely, Blanche	335
Driftwood	Driftwood	Hollywood Hills	718	718	100.0%	
	Tequesta Trace	Cypress Bay	638	1,243	51.3%	
		Eagle Point	Western		605	48.7%
Eagle Ridge	Coral Springs	Stoneman Douglas	790	790	100.0%	
Embassy Creek	Pioneer	Cooper City	951	951	100.0%	
	Lauderhill	Anderson, Boyd	322	508	63.4%	
		Endeavour Primary	Piper		186	36.6%

* Pre-Kindergarten students are not required to attend assigned school attendance areas; therefore, feeder pattern data does not include Pre-Kindergarten students.

School Boundaries

Source: Twentieth Day Enrollment, September 21, 2009

	Cell value is less than or equal to 10%				
2009-10 Feeder Pattern from Elementary to Middle School to High School					
Note: Feeder patterns provide detailed information on student advancement from one level to another within a particular boundary based on residing address . While consideration is made towards achieving 100 percent feeder patterns, some schools will have split feeder patterns. This report should be used to track elementary students matriculating to high school. This report should not be used to track middle school students matriculating to high school.					
Elementary School	Middle School	High School	Elementary Students		
			Number	Total	Percentage
Everglades	Falcon Cove	Cypress Bay	961	961	100.0%
Fairway	New Renaissance	Miramar	875	1,208	72.4%
	Perry, Henry D.	Miramar	333		27.6%
Flamingo	Indian Ridge	Western	860	860	100.0%
Floranada	Rickards, James S.	Northeast	449	449	100.0%
Forest Hills	Forest Glen	Coral Springs	636	636	100.0%
Foster, Stephen	New River	Stranahan	572	572	100.0%
Fox Trail	Indian Ridge	Western	1,122	1,122	100.0%
Gator Run	Falcon Cove	Cypress Bay	1,526	1,526	100.0%
Griffin	Pioneer	Cooper City	475	475	100.0%
Hallandale	Gulfstream	Hallandale	1,401	1,401	100.0%
Harbordale	Sunrise	Fort Lauderdale	233	233	100.0%
Hawkes Bluff	Silver Trail	West Broward	826	826	100.0%
Heron Heights	Westglades	Stoneman Douglas	716	716	100.0%
Hollywood Central	Gulfstream	Hallandale	50	838	6.0%
	Olsen	South Broward	788		94.0%
Hollywood Hills	Attucks	Hollywood Hills	163	783	20.8%
		South Broward	285		36.4%
	Olsen	South Broward	335		42.8%
Hollywood Park	Apollo	McArthur	512	512	100.0%
Horizon	Bair	Piper	308	710	43.4%
		Plantation	402		56.6%
Hunt, James S.	Forest Glen	Coral Springs	951	951	100.0%
Indian Trace	Tequesta Trace	Cypress Bay	359	732	49.0%
		Western	373		51.0%
King, Martin Luther	Parkway	Dillard	536	536	100.0%
Lake Forest	McNicol	Hallandale	947	947	100.0%

* Pre-Kindergarten students are not required to attend assigned school attendance areas; therefore, feeder pattern data does not include Pre-Kindergarten students.

School Boundaries

Source: Twentieth Day Enrollment, September 21, 2009

	Cell value is less than or equal to 10%				
2009-10 Feeder Pattern from Elementary to Middle School to High School					
Note: Feeder patterns provide detailed information on student advancement from one level to another within a particular boundary based on residing address . While consideration is made towards achieving 100 percent feeder patterns, some schools will have split feeder patterns. This report should be used to track elementary students matriculating to high school. This report should not be used to track middle school students matriculating to high school.					
Elementary School	Middle School	High School	Elementary Students		
			Number	Total	Percentage
Lakeside	Young, Walter C.	Flanagan, Charles W.	947	947	100.0%
Larkdale	Ashe, Arthur R.	Dillard	429	600	71.5%
	Dandy, William	Anderson, Boyd	171		28.5%
Lauderdale Manors	Ashe, Arthur R.	Dillard	602	703	85.6%
	Dandy, William	Dillard	101		14.4%
Lauderhill P.T.	Lauderhill	Anderson, Boyd	602	638	94.4%
		Dillard	36		5.6%
Liberty	Margate	Coconut Creek	782	1,175	66.6%
		Monarch	393		33.4%
Lloyd Estates	Dandy, William	Northeast	559	559	100.0%
Manatee Bay	Falcon Cove	Cypress Bay	1,145	1,492	76.7%
		West Broward	347		23.3%
Maplewood	Ramblewood	Taravella, J.P.	373	721	51.7%
	Sawgrass Springs	Coral Glades	348		48.3%
Margate	Margate	Coconut Creek	268	1,258	21.3%
		Coral Springs	990		78.7%
Markham, C. Robert	Crystal Lake	Ely, Blanche	491	522	94.1%
	Pompano Beach	Ely, Blanche	31		5.9%
Marshall, Thurgood	Ashe, Arthur R.	Dillard	399	469	83.1%
	Sunrise	Fort Lauderdale	28		6.0%
	Dandy, William	Dillard	42		9.0%
McNab	Pompano Beach	Ely, Blanche	501	840	59.6%
		Northeast	245		29.2%
	Rickards, James S.	Northeast	94		11.2%
Meadowbrook	New River	South Plantation	599	599	100.0%
Miramar	Perry, Henry D.	Miramar	912	912	100.0%
Mirror Lake	Plantation	Plantation	542	542	100.0%
Morrow	Silver Lakes	Coconut Creek	850	850	100.0%

* Pre-Kindergarten students are not required to attend assigned school attendance areas; therefore, feeder pattern data does not include Pre-Kindergarten students.

School Boundaries

Source: Twentieth Day Enrollment, September 21, 2009

	Cell value is less than or equal to 10%				
2009-10 Feeder Pattern from Elementary to Middle School to High School					
Note: Feeder patterns provide detailed information on student advancement from one level to another within a particular boundary based on residing address . While consideration is made towards achieving 100 percent feeder patterns, some schools will have split feeder patterns. This report should be used to track elementary students matriculating to high school. This report should not be used to track middle school students matriculating to high school.					
Elementary School	Middle School	High School	Elementary Students		
			Number	Total	Percentage
Nob Hill	Bair	Piper	615	677	90.8%
		Plantation	62		9.2%
Norcrest	Deerfield Beach	Deerfield Beach	541	541	100.0%
North Andrews	Rickards, James S.	Northeast	592	592	100.0%
North Fork	Ashe, Arthur R.	Dillard	41	490	8.4%
		Stranahan	302		61.6%
		New River	Stranahan		147
North Lauderdale	Silver Lakes	Coconut Creek	1,450	1,450	100.0%
North Side	Sunrise	Dillard	145	492	29.5%
		Fort Lauderdale	347		70.5%
Oakland Park	Rickards, James S.	Northeast	681	681	100.0%
Oakridge	Attucks	South Broward	372	915	40.7%
	Olsen	South Broward	543		59.3%
Orange Brook	Apollo	Hallandale	260	925	28.1%
		McArthur	288		31.1%
		McNicol	Hallandale		82
	Olsen	South Broward	295		31.9%
Oriole	Lauderdale Lakes	Anderson, Boyd	1,084	1,084	100.0%
Palm Cove	Pines	Flanagan, Charles W.	1,244	1,244	100.0%
Palmview	Crystal Lake	Ely, Blanche	682	682	100.0%
Panther Run	Silver Trail	West Broward	732	732	100.0%
Park Lakes	Lauderdale Lakes	Anderson, Boyd	314	1,769	17.8%
		Piper	1,013		57.2%
	Dandy, William	Anderson, Boyd	442		25.0%
Park Ridge	Crystal Lake	Ely, Blanche	75	532	14.0%
	Deerfield Beach	Deerfield Beach	437		82.2%
	Lyons Creek	Deerfield Beach	20		3.8%

* Pre-Kindergarten students are not required to attend assigned school attendance areas; therefore, feeder pattern data does not include Pre-Kindergarten students.

School Boundaries

Source: Twentieth Day Enrollment, September 21, 2009

Source: *Twentieth Day Enrollment, September 21, 2009*

	Cell value is less than or equal to 10%				
2009-10 Feeder Pattern from Elementary to Middle School to High School					
Note: Feeder patterns provide detailed information on student advancement from one level to another within a particular boundary based on residing address . While consideration is made towards achieving 100 percent feeder patterns, some schools will have split feeder patterns. This report should be used to track elementary students matriculating to high school. This report should not be used to track middle school students matriculating to high school.					
Elementary School	Middle School	High School	Elementary Students		
			Number	Total	Percentage
Park Springs	Forest Glen	Coral Springs	721	721	100.0%
Park Trails	Westglades	Stoneman Douglas	876	876	100.0%
Parkside	Sawgrass Springs	Coral Glades	369	788	46.8%
	Coral Springs	Stoneman Douglas	419		53.2%
Pasadena Lakes	Driftwood	Hollywood Hills	358	799	44.8%
	Pines	Flanagan, Charles W.	290		36.3%
		McArthur	151		18.9%
Pembroke Lakes	Young, Walter C.	Flanagan, Charles W.	860	860	100.0%
Pembroke Pines	Apollo	McArthur	486	758	64.1%
	Pines	McArthur	272		35.9%
Perry, Annabel C.	Perry, Henry D.	Miramar	690	690	100.0%
Peters	Plantation	Plantation	872	872	100.0%
Pines Lakes	Pines	Flanagan, Charles W.	911	911	100.0%
Pinewood	Millennium	Piper	239	885	27.0%
		Anderson, Boyd	402		45.4%
		Silver Lakes	Coconut Creek		244
Plantation	Lauderhill	Anderson, Boyd	226	774	29.2%
		Piper	35		4.5%
	Plantation	Plantation	43		5.6%
	Seminole	South Plantation	470		60.7%
Plantation Park	Seminole	South Plantation	490	490	100.0%
Pompano Beach	Pompano Beach	Ely, Blanche	562	562	100.0%
Quiet Waters	Crystal Lake	Ely, Blanche	181	1,330	13.6%
	Lyons Creek	Deerfield Beach	562		42.3%
		Monarch	587		44.1%
Ramblewood	Ramblewood	Taravella, J.P.	849	849	100.0%
Riverglades	Westglades	Stoneman Douglas	654	654	100.0%
Riverland	New River	Stranahan	492	492	100.0%

* Pre-Kindergarten students are not required to attend assigned school attendance areas; therefore, feeder pattern data does not include Pre-Kindergarten students.

School Boundaries

Source: Twentieth Day Enrollment, September 21, 2009

	Cell value is less than or equal to 10%				
2009-10 Feeder Pattern from Elementary to Middle School to High School					
Note: Feeder patterns provide detailed information on student advancement from one level to another within a particular boundary based on residing address . While consideration is made towards achieving 100 percent feeder patterns, some schools will have split feeder patterns. This report should be used to track elementary students matriculating to high school. This report should not be used to track middle school students matriculating to high school.					
Elementary School	Middle School	High School	Elementary Students		
			Number	Total	Percentage
Riverside	Ramblewood	Taravella, J.P.	703	703	100.0%
Rock Island	Ashe, Authur R.	Dillard	19	712	2.7%
	Dandy, William	Anderson, Boyd	693		97.3%
Royal Palm	Lauderhill	Anderson, Boyd	279	1,074	26.0%
		Piper	394		36.7%
	Plantation	Plantation	401		37.3%
Sanders Park	Crystal Lake	Ely, Blanche	57	431	13.2%
	Pompano Beach	Ely, Blanche	374		86.8%
Sandpiper	Westpine	Piper	809	809	100.0%
Sawgrass	Bair	Plantation	838	838	100.0%
Sea Castle	New Renaissance	Everglades	92	1,167	7.9%
		Miramar	1,075		92.1%
Sheridan Hills	Attucks	Hollywood Hills	199	546	36.4%
		South Broward	234		42.9%
		McArthur	43		7.9%
	Olsen	South Broward	70		12.8%
Sheridan Park	Driftwood	Hollywood Hills	205	750	27.3%
		McArthur	545		72.7%
Silver Lakes	Glades	Everglades	938	938	100.0%
Silver Palms	Young, Walter C.	Flanagan, Charles W.	1,111	1,111	100.0%
Silver Ridge	Driftwood	Hollywood Hills	203	863	23.5%
	Indian Ridge	Western	660		76.5%
Silver Shores	Glades	Everglades	706	750	94.1%
	Young, Walter C.	Flanagan, Charles W.	44		5.9%
Stirling	Attucks	Hollywood Hills	778	778	100.0%
Sunland Park	Ashe, Arthur R.	Fort Lauderdale	338	447	75.6%
		Stranahan	61		13.6%
	Sunrise	Fort Lauderdale	48		10.8%
Sunset Lakes	Glades	Everglades	899	1,283	70.1%
		West Broward	384		29.9%

* Pre-Kindergarten students are not required to attend assigned school attendance areas; therefore, feeder pattern data does not include Pre-Kindergarten students.

School Boundaries

Source: Twentieth Day Enrollment, September 21, 2009

Cell value is less than or equal to 10%

2009-10 Feeder Pattern from Elementary to Middle School to High School

Note: Feeder patterns provide detailed information on student advancement from one level to another within a particular boundary **based on residing address**. While consideration is made towards achieving 100 percent feeder patterns, some schools will have split feeder patterns. This report should be used to track elementary students matriculating to high school. This report should not be used to track middle school students matriculating to high school.

Elementary School	Middle School	High School	Elementary Students		
			Number	Total	Percentage
Sunshine	Perry, Henry D.	Miramar	963	963	100.0%
Tamarac	Millennium	Taravella, J.P.	1,184	1,184	100.0%
Tedder	Deerfield Beach	Deerfield Beach	753	753	100.0%
Tradewinds	Lyons Creek	Monarch	1,050	1,050	100.0%
Tropical	Seminole	South Plantation	842	842	100.0%
Village	Bair	Plantation	825	957	86.2%
	Millennium	Piper	132		13.8%
	Ashe, Arthur R.	Stranahan	74		14.8%
Walker	Sunrise	Fort Lauderdale	425	499	85.2%
Watkins	McNicol	Hallandale	640	640	100.0%
Welleby	Westpine	Piper	811	811	100.0%
West Hollywood	Apollo	McArthur	487	612	79.6%
	Olsen	South Broward	125		20.4%
Westchester	Sawgrass Springs	Coral Glades	1,131	1,131	100.0%
Westwood Heights	Parkway	South Plantation	609	942	64.6%
		Stranahan	333		35.4%
Wilton Manors	Sunrise	Fort Lauderdale	393	393	100.0%
Winston Park	Lyons Creek	Monarch	1,217	1,217	100.0%

* Pre-Kindergarten students are not required to attend assigned school attendance areas; therefore, feeder pattern data does not include Pre-Kindergarten students.

BROWARD COUNTY PUBLIC SCHOOLS

School Boundaries

Source: Twentieth Day Enrollment, September 21, 2009

	Cell value is less than or equal to 10%			
2009-10 Feeder Pattern from Elementary to Middle School				
Note: Feeder patterns provide detailed information on student advancement from one level to another within a particular boundary based on residing address . While consideration is made towards achieving 100 percent feeder patterns, some schools will have split feeder patterns.				
Elementary School	Middle School	Elementary Students		
		Number	Total	Percentage
Atlantic West	Margate	822	822	100.0%
Banyan	Westpine	790	790	100.0%
Bayview	Sunrise	483	483	100.0%
Bennett	Sunrise	276	276	100.0%
Bethune, Mary M.	Attucks	439	439	100.0%
Boulevard Heights	Apollo	707	991	71.3%
	Pines	284		28.7%
Broadview	Lauderdale Lakes	753	962	78.3%
	Silver Lakes	209		21.7%
Broward Estates	Parkway	403	403	100.0%
Castle Hill	Lauderhill	838	838	100.0%
Central Park	Plantation	762	1,164	65.5%
	Seminole	402		34.5%
Challenger	Millennium	872	872	100.0%
Chapel Trail	Silver Trail	1,233	1,233	100.0%
Coconut Creek	Lyons Creek	145	862	16.8%
	Margate	717		83.2%
Coconut Palm	New Renaissance	1,174	1,174	100.0%
Colbert	McNicol	416	683	60.9%
	Olsen	267		39.1%
Collins	Attucks	136	453	30.0%
	Olsen	317		70.0%
Cooper City	Pioneer	664	664	100.0%
Coral Cove	Glades	353	1,189	29.7%
	New Renaissance	836		70.3%
Coral Park	Forest Glen	598	598	100.0%

BROWARD COUNTY PUBLIC SCHOOLS

School Boundaries

Source: Twentieth Day Enrollment, September 21, 2009

	Cell value is less than or equal to 10%			
2009-10 Feeder Pattern from Elementary to Middle School				
Note: Feeder patterns provide detailed information on student advancement from one level to another within a particular boundary based on residing address . While consideration is made towards achieving 100 percent feeder patterns, some schools will have split feeder patterns.				
Elementary School	Middle School	Elementary Students		
		Number	Total	Percentage
Coral Springs	Coral Springs	811	811	100.0%
Country Hills	Coral Springs	832	832	100.0%
Country Isles	Indian Ridge	577	984	58.6%
	Tequesta Trace	407		41.4%
Cresthaven	Crystal Lake	631	631	100.0%
Croissant Park	New River	747	747	100.0%
Cypress	Lauderdale Lakes	130	1,081	12.0%
	Pompano Beach	951		88.0%
	Rickards, James S.	0		0.0%
Dania	Olsen	618	618	100.0%
Davie	Driftwood	723	806	89.7%
	New River	83		10.3%
Deerfield Beach	Deerfield Beach	803	803	100.0%
Deerfield Park	Deerfield Beach	548	552	99.3%
	Lyons Creek	4		0.7%
Dillard	Ashe, Arthur R.	797	797	100.0%
Discovery	Millennium	549	1,022	53.7%
	Westpine	473		46.3%
Dolphin Bay	Glades	1,025	1,025	100.0%
Drew, Charles	Crystal Lake	633	633	100.0%
Driftwood	Driftwood	718	718	100.0%
Eagle Point	Tequesta Trace	1,243	1,243	100.0%
Eagle Ridge	Coral Springs	790	790	100.0%
Embassy Creek	Pioneer	951	951	100.0%
Endeavour Primary	Lauderhill	508	508	100.0%
Everglades	Falcon Cove	961	961	100.0%

BROWARD COUNTY PUBLIC SCHOOLS

School Boundaries

Source: Twentieth Day Enrollment, September 21, 2009

	Cell value is less than or equal to 10%			
2009-10 Feeder Pattern from Elementary to Middle School				
Note: Feeder patterns provide detailed information on student advancement from one level to another within a particular boundary based on residing address . While consideration is made towards achieving 100 percent feeder patterns, some schools will have split feeder patterns.				
Elementary School	Middle School	Elementary Students		
		Number	Total	Percentage
Fairway	New Renaissance	875	1,208	72.4%
	Perry, Henry D.	333		27.6%
Flamingo	Indian Ridge	860	860	100.0%
Floranada	Rickards, James S.	449	449	100.0%
Forest Hills	Forest Glen	636	636	100.0%
Foster, Stephen	New River	572	572	100.0%
Fox Trail	Indian Ridge	1,122	1,122	100.0%
Gator Run	Falcon Cove	1,526	1,526	100.0%
Griffin	Pioneer	475	475	100.0%
Hallandale	Gulfstream	1,401	1,401	100.0%
Harbordale	Sunrise	233	233	100.0%
Hawkes Bluff	Silver Trail	826	826	100.0%
Heron Heights	Westglades	716	716	100.0%
Hollywood Central	Gulfstream	50	838	6.0%
	Olsen	788		94.0%
Hollywood Hills	Attucks	448	783	57.2%
	Olsen	335		42.8%
Hollywood Park	Apollo	512	512	100.0%
Horizon	Bair	710	710	100.0%
Hunt	Forest Glen	951	951	100.0%
Indian Trace	Tequesta Trace	732	732	100.0%
King, Martin Luther	Parkway	536	536	100.0%
Lake Forest	McNicol	947	947	100.0%
Lakeside	Young, Walter C.	947	947	100.0%

BROWARD COUNTY PUBLIC SCHOOLS

School Boundaries

Source: Twentieth Day Enrollment, September 21, 2009

	Cell value is less than or equal to 10%			
2009-10 Feeder Pattern from Elementary to Middle School				
Note: Feeder patterns provide detailed information on student advancement from one level to another within a particular boundary based on residing address . While consideration is made towards achieving 100 percent feeder patterns, some schools will have split feeder patterns.				
Elementary School	Middle School	Elementary Students		
		Number	Total	Percentage
Larkdale	Ashe, Arthur R.	429	600	71.5%
	Dandy, William	171		28.5%
Lauderdale Manors	Ashe, Arthur R.	602	703	85.6%
	William Dandy	101		14.4%
Lauderhill P. T.	Lauderhill	638	638	100.0%
Liberty	Margate	1,175	1,175	100.0%
Lloyd Estates	Dandy, William	559	559	100.0%
Manatee Bay	Falcon Cove	1,492	1,492	100.0%
Maplewood	Ramblewood	373	721	51.7%
	Sawgrass Springs	348		48.3%
Margate	Margate	1,258	1,258	100.0%
Markham, C. Robert	Crystal Lake	491	522	94.1%
	Pompano Beach	31		5.9%
Marshall, Thurgood	Ashe, Arthur R.	399	469	85.0%
	Dandy, William	28		6.0%
	Sunrise	42		9.0%
McNab	Pompano Beach	746	840	88.8%
	Rickards, James S.	94		11.2%
Meadowbrook	New River	599	599	100.0%
Miramar	Perry, Henry D.	912	912	100.0%
Mirror Lake	Plantation	542	542	100.0%
Morrow	Silver Lakes	850	850	100.0%
Nob Hill	Bair	677	677	100.0%
Norcrest	Deerfield Beach	541	541	100.0%
North Andrews Gardens	Rickards, James S.	592	592	100.0%

BROWARD COUNTY PUBLIC SCHOOLS

School Boundaries

Source: Twentieth Day Enrollment, September 21, 2009

	Cell value is less than or equal to 10%			
2009-10 Feeder Pattern from Elementary to Middle School				
Note: Feeder patterns provide detailed information on student advancement from one level to another within a particular boundary based on residing address . While consideration is made towards achieving 100 percent feeder patterns, some schools will have split feeder patterns.				
Elementary School	Middle School	Elementary Students		
		Number	Total	Percentage
North Fork	Ashe, Arthur R.	343	490	70.0%
	New River	147		30.0%
North Lauderdale	Silver Lakes	1,450	1,450	100.0%
North Side	Sunrise	492	492	100.0%
Oakland Park	Rickards, James S.	681	681	100.0%
Oakridge	Attucks	372	915	40.7%
	Olsen	543		59.3%
Orange Brook	Apollo	548	925	59.2%
	McNicol	82		8.9%
	Olsen	295		31.9%
Oriole	Lauderdale Lakes	1,084	1,084	100.0%
Palm Cove	Pines	1,244	1,244	100.0%
Palmview	Crystal Lake	682	682	100.0%
Panther Run	Silver Trail	732	732	100.0%
Park Lakes	Dandy, William	314	1,769	17.8%
	Lauderdale Lakes	1,455		82.2%
Park Ridge	Crystal Lake	75	532	14.1%
	Deerfield Beach	437		82.1%
	Lyons Creek	20		3.8%
Park Springs	Forest Glen	721	721	100.0%
Park Trails	Westglades	876	876	100.0%
Parkside	Coral Springs	369	788	46.8%
	Sawgrass Springs	419		53.2%
Pasadena Lakes	Driftwood	358	799	44.8%
	Pines	441		55.2%

BROWARD COUNTY PUBLIC SCHOOLS

School Boundaries

Source: Twentieth Day Enrollment, September 21, 2009

	Cell value is less than or equal to 10%			
2009-10 Feeder Pattern from Elementary to Middle School				
Note: Feeder patterns provide detailed information on student advancement from one level to another within a particular boundary based on residing address . While consideration is made towards achieving 100 percent feeder patterns, some schools will have split feeder patterns.				
Elementary School	Middle School	Elementary Students		
		Number	Total	Percentage
Pembroke Lakes	Young, Walter C.	860	860	100.0%
Pembroke Pines	Apollo	486	758	64.1%
	Pines	272		35.9%
Perry, Annabel C.	Perry, Henry D.	690	690	100.0%
Peters	Plantation	872	872	100.0%
Pines Lakes	Pines	911	911	100.0%
Pinewood	Millennium	239	885	27.0%
	Silver Lakes	646		73.0%
Plantation	Lauderhill	261	774	33.7%
	Plantation	43		5.6%
	Seminole	470		60.7%
Plantation Park	Seminole	490	490	100.0%
Pompano Beach	Pompano Beach	562	562	100.0%
Quiet Waters	Crystal Lake	181	1,330	13.6%
	Lyons Creek	1,149		86.4%
Ramblewood	Ramblewood	849	849	100.0%
Riverglades	Westglades	654	654	100.0%
Riverland	New River	492	492	100.0%
Riverside	Ramblewood	703	703	100.0%
Rock Island	Ashe, Arthur R.	19	712	2.7%
	Dandy, William	693		97.3%
Royal Palm	Lauderhill	673	1,074	62.7%
	Plantation	401		37.3%
Sanders Park	Crystal Lake	57	431	13.2%
	Pompano Beach	374		86.8%
Sandpiper	Westpine	809	809	100.0%

BROWARD COUNTY PUBLIC SCHOOLS

School Boundaries

Source: Twentieth Day Enrollment, September 21, 2009

	Cell value is less than or equal to 10%			
2009-10 Feeder Pattern from Elementary to Middle School				
Note: Feeder patterns provide detailed information on student advancement from one level to another within a particular boundary based on residing address . While consideration is made towards achieving 100 percent feeder patterns, some schools will have split feeder patterns.				
Elementary School	Middle School	Elementary Students		
		Number	Total	Percentage
Sawgrass	Bair	838	838	100.0%
Sea Castle	New Renaissance	1,167	1,167	100.0%
Sheridan Hills	Attucks	433	546	79.3%
	Driftwood	43		7.9%
	Olsen	70		12.8%
Sheridan Park	Driftwood	750	750	100.0%
Silver Lakes	Glades	938	938	100.0%
Silver Palms	Young, Walter C.	1,111	1,111	100.0%
Silver Ridge	Driftwood	203	863	23.5%
	Indian Ridge	660		76.5%
Silver Shores	Glades	706	750	94.1%
	Young, Walter C.	44		5.9%
Stirling	Attucks	778	778	100.0%
Sunland Park	Ashe, Arthur R.	399	447	89.3%
	Sunrise	48		10.7%
Sunset Lakes	Glades	1,283	1,283	100.0%
Sunshine	Perry, Henry D.	963	963	100.0%
Tamarac	Millennium	1,184	1,184	100.0%
Tedder	Deerfield Beach	753	753	100.0%
Tradewinds	Lyons Creek	1,050	1,050	100.0%
Tropical	Seminole	842	842	100.0%
Village	Bair	825	957	86.2%
	Millennium	132		13.8%
Walker	Ashe, Authur R.	74	499	14.8%
	Sunrise	425		85.2%
Watkins	McNicol	640	640	100.0%

BROWARD COUNTY PUBLIC SCHOOLS

School Boundaries

Source: Twentieth Day Enrollment, September 21, 2009

	Cell value is less than or equal to 10%			
2009-10 Feeder Pattern from Elementary to Middle School				
Note: Feeder patterns provide detailed information on student advancement from one level to another within a particular boundary based on residing address . While consideration is made towards achieving 100 percent feeder patterns, some schools will have split feeder patterns.				
Elementary School	Middle School	Elementary Students		
		Number	Total	Percentage
Welleby	Westpine	811	811	100.0%
West Hollywood	Apollo	487	612	79.6%
	Olsen	125		20.4%
Westchester	Sawgrass Springs	1,131	1,131	100.0%
Westwood Heights	Parkway	942	942	100.0%
Wilton Manors	Sunrise	393	393	100.0%
Winston Park	Lyons Creek	1,217	1,217	100.0%

BROWARD COUNTY PUBLIC SCHOOLS

School Boundaries

Source: Twentieth Day Enrollment, September 21, 2009

	Cell value is less than or equal to 10%			
2009-10 Feeder Pattern from Middle to High School				
Note: Feeder patterns provide detailed information on student advancement from one level to another within a particular boundary based on residing address . While consideration is made towards achieving 100 percent feeder patterns, some schools will have split feeder patterns.				
Middle School	High School	Middle School Students		
		Number	Total	Percentage
Apollo	Hallandale	115	1,347	8.5%
	McArthur	1,232		91.5%
Ashe, Arthur R.	Dillard	879	1,147	76.6%
	Fort Lauderdale	102		8.9%
	Stranahan	166		14.5%
Attucks	Hollywood Hills	653	1,172	55.7%
	South Broward	519		44.3%
Bair	Piper	461	1,457	31.6%
	Plantation	996		68.4%
Coral Springs	Coral Glades	475	1,690	28.1%
	Stoneman Douglas	1,215		71.9%
Crystal Lake	Coconut Creek	126	1,233	10.2%
	Deerfield Beach	303		24.6%
	Ely, Blanche	804		65.2%
Dandy, William	Anderson, Boyd	601	940	63.9%
	Dillard	90		9.6%
	Northeast	249		26.5%
Deerfield Beach	Deerfield Beach	1,368	1,368	100.0%
Driftwood	Hollywood Hills	1,096	1,416	77.4%
	McArthur	320		22.6%
Falcon Cove	Cypress Bay	2,191	2,402	91.2%
	West Broward	211		8.8%
Forest Glen	Coral Springs	1,536	1,536	100.0%
Glades	Everglades	2,402	2,684	89.5%
	West Broward	282		10.5%
Gulfstream	Hallandale	621	621	100.0%
Indian Ridge	Western	2,102	2,102	100.0%
Lauderdale Lakes	Anderson, Boyd	1,297	1,573	82.5%
	Northeast	76		4.8%
	Piper	200		12.7%

BROWARD COUNTY PUBLIC SCHOOLS

School Boundaries

Source: Twentieth Day Enrollment, September 21, 2009

Source: *Fort Worth Star-Telegram*, September 21, 2009

	Cell value is less than or equal to 10%			
2009-10 Feeder Pattern from Middle to High School				
Note: Feeder patterns provide detailed information on student advancement from one level to another within a particular boundary based on residing address . While consideration is made towards achieving 100 percent feeder patterns, some schools will have split feeder patterns.				
Middle School	High School	Middle School Students		
		Number	Total	Percentage
Lauderhill	Anderson, Boyd	950	1,225	77.6%
	Dillard	19		1.6%
	Piper	256		20.8%
Lyons Creek	Deerfield Beach	295	1,912	15.4%
	Monarch	1,617		84.6%
Margate	Coconut Creek	1,287	1,917	67.1%
	Coral Springs	477		24.9%
	Monarch	153		8.0%
McNicol	Hallandale	1,027	1,027	100.0%
Millennium	Piper	898	1,673	53.7%
	Taravella, J.P.	775		46.3%
New Renaissance	Everglades	888	2,098	42.3%
	Miramar	1,210		57.7%
New River	South Plantation	343	1,294	26.5%
	Stranahan	951		73.5%
Olsen	Hollywood Hills	124	1,564	7.9%
	South Broward	1,440		92.1%
Parkway	Dillard	532	1,060	50.2%
	South Plantation	332		31.3%
	Stranahan	196		18.5%
Perry, Henry D.	Miramar	1,451	1,451	100.0%
Pines	Flanagan, Charles W.	1,370	1,871	73.2%
	McArthur	501		26.8%
Pioneer	Cooper City	1,385	1,385	100.0%
Plantation*	Plantation	1,188	1,212	98.0%
	South Plantation	24		2.0%
Pompano Beach	Ely, Blanche	974	1,048	92.9%
	Northeast	74		7.1%

*Choice area enables aligned feeder from Plantation Middle to South Plantation High

BROWARD COUNTY PUBLIC SCHOOLS

School Boundaries

Source: Twentieth Day Enrollment, September 21, 2009

	Cell value is less than or equal to 10%			
2009-10 Feeder Pattern from Middle to High School				
Note: Feeder patterns provide detailed information on student advancement from one level to another within a particular boundary based on residing address . While consideration is made towards achieving 100 percent feeder patterns, some schools will have split feeder patterns.				
Middle School	High School	Middle School Students		
		Number	Total	Percentage
Ramblewood	Taravella, J.P.	1,171	1,171	100.0%
Rickards, James S.	Northeast	914	914	100.0%
Sawgrass Springs	Coral Glades	1,167	1,167	100.0%
Seminole	Plantation	157	1,203	13.1%
	South Plantation	1,046		86.9%
Silver Lakes	Anderson, Boyd	179	1,536	11.7%
	Coconut Creek	1,357		88.3%
Silver Trail	West Broward	1,846	1,846	100.0%
Sunrise	Dillard	57	968	5.9%
	Fort Lauderdale	911		94.1%
Tequesta Trace	Cypress Bay	838	1,513	55.4%
	Western	675		44.6%
Westglades	Stoneman Douglas	1,358	1,358	100.0%
Westpine	Piper	1,524	1,524	100.0%
Young, Walter C.	Flanagan, Charles W.	1,710	1,710	100.0%

ADEQUATE EDUCATIONAL FACILITIES, DESIGNATION OF SCHOOLS AND ATTENDANCE AREAS, DEVELOPMENT OF POSITIVE ALTERNATIVES TO ACCOMMODATE GROWTH, TO KEEP SCHOOLS OPEN, AND TO ELIMINATE, CONSOLIDATE, OR RE-PURPOSE SCHOOLS

THE SUPERINTENDENT OF SCHOOLS SHALL, NO LATER THAN THE SECOND WEEK IN MARCH, OR AS THE SUPERINTENDENT DEEMS NECESSARY, SUBMIT TO THE SCHOOL BOARD RECOMMENDATIONS FOR THE ESTABLISHMENT, ORGANIZATION, AND OPERATION OF EDUCATIONAL FACILITIES. THIS ORGANIZATION OF SCHOOLS, CLASSES AND SERVICES WILL PROVIDE ADEQUATE EDUCATIONAL OPPORTUNITIES FOR ALL CHILDREN IN THE DISTRICT.

AFTER CONSIDERING RECOMMENDATIONS OF THE SUPERINTENDENT OF SCHOOLS, THE SCHOOL BOARD SHALL ADOPT AND PROVIDE FOR THE EXECUTION OF PLANS FOR THE ESTABLISHMENT, ORGANIZATION, AND OPERATION OF THE SCHOOLS OF THE DISTRICT WHICH SHALL INCLUDE:

1. DESIGNATING SCHOOLS AND ATTENDANCE AREAS FOR THE ENSUING SCHOOL YEAR(S).
2. PROVIDING ADEQUATE EDUCATIONAL FACILITIES FOR ALL SCHOOL-AGE CHILDREN IN THE DISTRICT.
3. PROVIDING STRATEGIES TO ACCOMMODATE GROWTH.
4. PROVIDING POSITIVE ALTERNATIVE STRATEGIES TO BE IMPLEMENTED WITHIN A DESIGNATED TIMEFRAME FOR THOSE UNDER ENROLLED SCHOOLS TO INCREASE THEIR ENROLLMENT.
5. PROVIDING FOR THE ELIMINATION OF SCHOOL CENTERS AND FOR THE REPURPOSING/CONSOLIDATION OF SCHOOLS WHENEVER THE NEEDS OF PUPILS CAN BETTER AND MORE ECONOMICALLY BE SERVED.
6. PROVIDING STANDARDS TO BE UTILIZED IN THE LONG RANGE PLANNING OF FACILITIES FOR THE DISTRICT EDUCATIONAL FACILITIES PLAN.

THE PROVISIONS OF THIS POLICY REGARDING OVERCROWDED SCHOOLS AND CRITERIA SHALL BE CONSISTENT WITH THE PROVISIONS OF ADOPTED AMENDED INTER-LOCAL AGREEMENT FOR PUBLIC SCHOOL FACILITY PLANNING AND SCHOOL BOARD POLICY 1161.

AUTHORITY F.S. 1001.41(1)(2), F.S. 1001.42 (4) (A)(B)(C)

POLICY ADOPTED: 11/13/69

POLICY READOPTED: 9/5/74

POLICY AMENDED: 3/7/83; 1/24/85; 7/7/88; 8/2/94; 7/18/95; 6/17/97

AMENDED POLICY APPROVED: 8/17/99; 11/13/01; 12/10/02; 9/21/04; 05/19/09

DEFINITIONS

School Boundaries: The geographic area that identifies public school assignments as annually approved by the School Board.

Feeder Patterns: A clean feeder pattern is when all the students in one elementary school matriculate to the same middle school and/or all students in one middle school matriculate to the same high school.

FISH: FISH is an acronym for Florida Inventory of School Houses. FISH capacity represents the Department of Education's measure of occupancy for permanent and relocatable buildings, hence gross capacity.

Permanent FISH Capacity: The Department of Education's measure of occupancy for permanent buildings.

Relocatables: The new Florida Building Code and the Florida Inventory of School Houses (FISH) use the word relocatable in reference to temporary buildings. Relocatable buildings are considered as temporary accommodations and are not considered as part of the permanent capacity of an educational facility.

Gross Capacity: Gross capacity is permanent capacity plus relocatable capacity at an educational facility.

Core Capacity: Core Capacity is the number of student stations that can be accommodated by the cafeteria, toilet facilities, media center, and circulation space at a school.

ADEQUATE EDUCATIONAL FACILITIES, DESIGNATION OF SCHOOLS AND ATTENDANCE AREAS, DEVELOPMENT OF POSITIVE ALTERNATIVES TO ACCOMMODATE GROWTH, TO KEEP SCHOOLS OPEN, AND TO ELIMINATE, CONSOLIDATE, OR RE-PURPOSE SCHOOLS

Class Size Reduction (CSR): Beginning with the 2003-2004 fiscal year, the District was required to reduce the average number of students in each classroom by at least two students per year until the maximum number of students per classroom is achieved:

- The maximum number of students assigned to each teacher who is teaching in public school classrooms for pre-kindergarten through grade 3 shall not exceed 18 students;
- The maximum number of students assigned to each teacher who is teaching in public school classrooms for grades 4 through 8 shall not exceed 22 students; and
- The maximum number of students assigned to each teacher who is teaching in public school classrooms for grades 9 through 12 shall not exceed 25 students.

District Educational Facilities Plan: The comprehensive planning document prepared annually by the District and submitted to the Office of Educational Facilities and SMART Schools Clearinghouse and the affected Local Government(s), as defined in Section 1013.5, Florida Statutes, as amended.

Concurrency: In Florida, concurrency refers to a system for providing new public facilities and services to accommodate growth. These facilities and services must be provided at the time of new development. A new development can not cause a facility to exceed an adopted level-of-service (LOS).

Level of Service Standard: A level of service at which a public school facility is expected to operate, as defined in Section 163.3180, Florida Statutes, as amended. An indicator of the extent or degree of service provided by, or proposed to be provided by, a facility based on and related to the operational characteristics of the facility. Level of service shall indicate the capacity per unit of demand for each public facility. The LOS for Broward County Public Schools is 110% of the permanent capacity for each bounded school.

Overcrowded School: Schools shall be deemed overcrowded when enrollment is greater than 110% of permanent FISH capacity and are projected to have an enrollment greater than 110% for the following school year.

RULES

The procedural guidelines to be used in the implementation of this policy shall include the following components:

Objectives

1. The School Board is committed to maintaining a unitary school system and to applying student assignment strategies equally and fairly for all students in a manner that promotes diverse student enrollments.
2. Provide opportunities for equitable instructional services throughout the district.
3. Improvement of instructional services and student learning.
4. Stabilization of school attendance boundaries to the greatest extent possible.
5. There shall be a comprehensive review of boundaries annually and changes shall be made, as necessary at the School Boards' discretion.
6. Equitable impact on groups as defined in the district's diversity definition in School Board Policy 5001.
7. Provide the opportunity for public input.
8. Establishment and maintenance of feeder patterns that permit students to move forward together from elementary school, to middle school and middle school to high school to the maximum extent possible.
9. Involvement of the affected community in the decisions regarding recommendations for uses of schools no longer needed by the district.

ADEQUATE EDUCATIONAL FACILITIES, DESIGNATION OF SCHOOLS AND ATTENDANCE AREAS, DEVELOPMENT OF POSITIVE ALTERNATIVES TO ACCOMMODATE GROWTH, TO KEEP SCHOOLS OPEN, AND TO ELIMINATE, CONSOLIDATE, OR RE-PURPOSE SCHOOLS

10. Apply guidelines and standards for adequate educational facilities, designate schools and attendance areas, provide positive alternative enrollment strategies for accommodating growth, consider alternative strategies for under enrolled schools and, after due consideration of all factors, eliminate and consolidate schools or construct new schools.
11. Insure that educational facilities throughout the district are equal. The ultimate mission of the School District is to provide equal educational opportunity for all students while assuring an equitable distribution and use of resources.

GUIDELINES FOR THE ESTABLISHMENT OF BOUNDARIES AND ATTENDANCE AREAS

1. Boundary changes are appropriate means to maintain equal educational opportunities.
2. Consideration should be given to the demographic changes of the community and the student populations at each school in order to maintain a unitary school system and to promote diverse student enrollments.
3. Visual inspection of affected boundary areas shall be made by District staff before proposing any boundary adjustments, school closings, or establishing boundaries for new schools.
4. The assignment of a student to or from a particular facility should be considered if it is continually over utilized or underutilized. The standards for closure or construction shall be considered in the application of this guideline.
5. The Superintendent of Schools shall annually present to the School Board the new boundary process with specifically defined steps no later than November of each school year.
6. As part of the annual boundary process, each school that is on the list of schools to be included in the boundary process will hold a boundary conference with stakeholders who will have the opportunity to provide input. Participants will be notified for consideration of proposed boundary changes, new school openings, and/or recommended school repurposing/closures, prior to School Board action. School boundary conferences participants shall include, but are not limited to, School Principals, School-based Staff, School Advisory Council, School Advisory Forum, PTA, PTO, Diversity Committee members, Community members, Parents, and Students. Area Superintendents, and School Boundaries Department after receiving input from the school boundary conferences, will make recommendations to the Superintendent of Schools who, in turn, will make recommendations to the School Board. Staff shall analyze such recommendations with regard to impact on current or future permanent capacity status at the sending or receiving school(s). School data shall be transmitted by School Boundaries staff to the Principal(s)/Innovation Zone stakeholders, in a timely manner, for information purposes. The data shall be part of the boundary process record and shall be considered by Individual School Committees, Innovation Zones, Area Superintendents and individual program staff and Diversity Committee members, in their recommendations during the annual boundary process.
7. Consideration should be given to class size mandates, Level of Service Standard (LOS), feeder patterns, sites, proximity, community/neighborhood integrity, capacity, growth or decline, and natural barriers. The Broward County School District is a county wide school system by state law and attendance zones/boundaries are not determined by municipal limits.

STANDARDS FOR SCHOOL CONSTRUCTION AND SCHOOL SITES

1. Planning new school construction, site acquisitions or disposals, building additions, or the location of relocatables shall be done consistent with School Board Policy 7000. Overall financial impact on the District, cost effectiveness, (including capital cost,) transportation requirements, core capacity of the facility, instructional programming and enrollment projections for the affected geographical areas should also be carefully considered as relevant factors.
2. Relocatable buildings should be considered as temporary accommodations and not considered as part of the permanent capacity of an educational facility.

ADEQUATE EDUCATIONAL FACILITIES, DESIGNATION OF SCHOOLS AND ATTENDANCE AREAS, DEVELOPMENT OF POSITIVE ALTERNATIVES TO ACCOMMODATE GROWTH, TO KEEP SCHOOLS OPEN, AND TO ELIMINATE, CONSOLIDATE, OR RE-PURPOSE SCHOOLS

3. New plant construction should be considered when long-range enrollment projections clearly indicate the need for construction of additional facilities. The guidelines for establishment of boundaries shall be considered in the application of this standard.
4. A long-range plan for site acquisition and disposal of surplus property must be prepared in conjunction with long-range projections of enrollment and the adopted District Educational Facilities Plan.
5. All plant construction, site acquisition and disposal of surplus property must comply with State Board Rules and Florida Statutes.

STANDARDS FOR OVERCROWDED SCHOOLS

1. After the twentieth day count of each school year, the School Boundary Department in conjunction with the Area Superintendents, and Area Offices will evaluate the impact of actual student enrollment and determine under-enrolled and overcrowded schools.
2. Schools shall be deemed under-enrolled when enrollment is below 90% of permanent FISH* capacity and are projected to remain under 90% of permanent capacity for the following school year.
3. Schools shall be deemed neutral when enrollment is greater than or equal to 90% and less than 110% of permanent FISH* capacity and are projected to remain as such for the following school year.
4. Schools shall be deemed overcrowded when enrollment is greater than 110% of permanent FISH capacity and are projected to have an enrollment greater than 110% for the following school year.
5. All schools shall strive to achieve student enrollments aligning with 100% of FISH capacity enabling non-traditional classrooms to be utilized for the intended purpose.
6. Available capacity at under-enrolled schools may be considered as an option to relieve overcrowded schools during the boundary process.
7. Schools with less than 110% permanent capacity may be deemed overcrowded, based upon the criteria of class size reduction requirements, special programs or special circumstances.
8. Schools for which the School Board has approved a boundary change moving students out of an overcrowded school as defined in paragraph 4 above, shall be subject to the provisions of School Board Policy 5001.
9. Criteria for determining alternative student enrollment options will include, but not be limited to, a review of the following criteria:
 - a. Welfare, health and safety of children and faculty/staff
 - b. Impact on the overall facility (ingress and egress problems)
 - c. Impact on support services, such as cafeteria and library
 - d. Amount of funding dedicated to the classroom through the instructional allocation, including but not limited to, books, equipment, supplies, and educational materials
 - e. Number of floating teachers
 - f. Co-teaching
 - g. Full classroom use of non-traditional classroom spaces (i.e., resource rooms, art, music, stage, skills labs, media center and conference rooms)
 - h. Class size (student to teacher ratio)
 - i. Number of relocatables
 - j. Acreage of site
 - k. Playground area/sports/recreation
 - l. Planned future renovations or replacement of facility
 - m. Parking on campus

ADEQUATE EDUCATIONAL FACILITIES, DESIGNATION OF SCHOOLS AND ATTENDANCE AREAS, DEVELOPMENT OF POSITIVE ALTERNATIVES TO ACCOMMODATE GROWTH, TO KEEP SCHOOLS OPEN, AND TO ELIMINATE, CONSOLIDATE, OR RE-PURPOSE SCHOOLS

- n. Restroom facilities
- o. Impact of changes on diversity of school(s) and district
- p. Impact on community/neighborhood
- q. District Educational Facility Plan
- r. Southern Association of Colleges and Schools (SACS) accrediting standards
- s. The number of reassigned students in the school
- t. All special programs including but not limited to cluster, PEPPER, PLACE and magnet programs
- u. School concurrency Level of Service Standard
- v. Choice seats
- w. Flexible school day/week/month/year

10. As a result of this review process, the School Board will maximize the use of existing space throughout the District, not to exceed capacity equal to or greater than 110% of permanent capacity, through **boundary changes** in order to meet school concurrency.

As a **temporary** solution, the implementation of alternative enrollment options as identified by the Superintendent will be the sole discretion of the School Board to ease overcrowding until permanent capacity becomes available through the building of additional facilities on site, boundary change, or new schools. Options to be considered, but are not limited to, or required include:

- a. Utilization of existing relocatables at the site
- b. Enrollment capping (i.e. school will not accommodate any more students and new students are assigned to designated schools that are less crowded)
- c. Flexible school day/week/month/year
- d. Dual enrollment programs with institutions of higher learning
- e. Other school day/week/month/year models that may be identified through this process
- f. School-Within-A-School (F.S. 1003.02 (4)) such as co-teaching, floating teachers, and re-organization of groups of students.
- g. Choice seats
- h. Reconfigured grades/educational programs and sites, dependent on available capital funds to be provided by the school district and/or other individuals/groups/entities. The School Board maintains a district-wide elementary (K-5), middle (6-8) and high (9-12) school grade configuration philosophy.

11. The Area Superintendent in conjunction with the School Boundaries Department will make a recommendation to the Superintendent of Schools during the annual boundary process.

12. The Superintendent of Schools will make a recommendation to the School Board prior to the Public Hearings.

STANDARDS FOR THE CLOSING OF SCHOOLS

Schools should be considered for closing if they are consistently not educationally effective in relation to other schools in the district, using one or more of the following criteria:

- 1. The overall financial impact on the District, cost effectiveness, (including capital outlay), transportation requirements and enrollment projections for the affected geographical areas should be carefully considered as relevant factors.
- 2. The school's student enrollment is one of the lowest in the district and/or the population projections of the school's contiguous attendance area is predicted to continue declining.
- 3. General condition of the building is poor and/or design is educationally obsolete and exceptionally large amounts of capital outlay are needed to continue the operation of the school.
- 4. A school will not be considered for closing if doing so would have an inequitable impact on groups as defined in the district's diversity definition.

ADEQUATE EDUCATIONAL FACILITIES, DESIGNATION OF SCHOOLS AND ATTENDANCE AREAS, DEVELOPMENT OF POSITIVE ALTERNATIVES TO ACCOMMODATE GROWTH, TO KEEP SCHOOLS OPEN, AND TO ELIMINATE, CONSOLIDATE, OR RE-PURPOSE SCHOOLS

Guidelines for the Development of Positive Alternatives to Keep Schools Open

1. School boundary conferences, established and facilitated by the impacted school principals in conjunction with the Area Offices and School Boundaries Department will identify under enrolled schools with the potential to increase their enrollment. Implementation plans in this regard will be developed by the Area Superintendents, designated principals, School Advisory Forums and School Advisory Councils.

Guidelines for Implementation

1. The School Boundaries Department in conjunction with Area Superintendents shall submit to the Superintendent of Schools a list of:
 - a. Schools with recommended boundary changes;
 - b. Schools or areas designated for new construction or building additions;
 - c. Schools subject to further review with recommendations for implementation of positive alternative strategies;
 - d. Schools that will be recommended for closing and/or consolidation;
 - e. And any other policy revisions necessary to ensure the implementation of this policy.
2. When recommendations have been made by the Superintendent of Schools to the School Board for a school closing or major boundary change, the Area Superintendents in conjunction with the School Boundaries Department and designated staff will meet with the school personnel, School Advisory Council, School Advisory Forum, PTA, PTO, parents of the students at the affected school(s), the Diversity Committee, local governments and other members of the community, for information on and preparation for the change.
3. When recommendations have been made for strategies to increase enrollment designated personnel will work with the staff and parents of that school to begin design and implementation of the plan to effect the same. The School Board shall designate a reasonable timeframe for implementation and results at the end of which the school will be reviewed.
4. After final adoption of recommendations by the School Board, the Superintendent of Schools shall immediately designate personnel (Area Superintendents) to plan with the parents, community and staff of the schools involved to ensure a smooth transition process during implementation of the recommendations.

Guidelines for the Use of Closed Schools

1. The Superintendent of Schools shall bring within a reasonable time, recommendations for disposal or alternative uses of schools closed by the School Board.
2. If the system has no further need for the facility, the School Board shall act in accordance with Chapter 1013.28 (1) Florida Statutes, after receiving recommendations for use from a task force of parents, citizens and the local government of the affected community.
3. School sites may not be reserved unless there is an anticipated need to activate the site in the future.

AUTHORITY: F.S. 1001.41 (1)(2)

F.S. 1001.42 (4) (A)(B)(C)

F.S. 1013.28 (1)

F.S. 1013.36 (1)(2)(3)(4)(5)(6)

RULES ADOPTED: 3/7/83

EMERGENCY RULE #83-3: 8/18/73; 9/15/83;

1/24/85; 10/1/87; 7/7/88 ;6/2/94;7/18/95;6/17/97

AMENDED RULES APPROVED: 8/17/99, 7/18/2000; 11/13/01; 12/10/02; 9/21/04; 05/19/09

INNOVATIVE PROGRAMS/PARENT OPTIONS

5004.1

The School Board of Broward County Public Schools is committed to providing quality educational opportunities for all students regardless of background characteristics by providing each student an educational environment that enhances that individual's educational success. The School Board is also committed to encouraging all parents to play an active role in their children's education and to increasing the educational options available to parents and students in the public schools. Finally, the School Board is committed to providing settings for education that promote understanding of diversity, tolerance and fair play, so that the positive tenets of a democratic society are reinforced by what students experience in schools. In Broward County Public Schools, diversity is a broad concept that includes gender, race, ethnicity, socioeconomic background, linguistic differences, exceptional abilities, variations of talents and abilities, and special needs. Throughout this Policy, wherever the word "parent(s)" appears, it shall also refer to "guardian(s)."

The School Board supports Innovative Programs/Parent Options as one tool for achieving these goals. First, the School Board believes that Innovative Programs/Parent Options should provide educational programs that promote educational excellence for all students. The Innovative Programs/Parent Options will offer students with different interests, talents and aptitudes, distinct choices that may enhance their educational success. Second, the School Board believes that Innovative Programs/Parent Options should be used to develop innovative instructional practices and promote systemic reform. Third, Innovative Programs/Parent Options is one tool for the promotion of diversity within schools, including, but not limited to, the prevention, reduction, or elimination of minority group isolation. In addition, Innovative Programs/Parent Options supports the District's goal to stabilize enrollment at selected schools. Innovative Programs/Parent Options are developed, established and maintained, dependent on the needs of the District as a whole, in meeting identified school district enrollment and diversity goals.

THE RULES LISTED BELOW SHALL GOVERN MAGNET SCHOOLS, NOVA SCHOOLS, REASSIGNMENTS, AND NCLB CHOICE. Adopted 12/15/09.

AUTHORITY: 1001.41(1), (2); 1003.05(3)

LAWS IMPLEMENTED: STUDENT AND PARENTAL RIGHTS AND EDUCATIONAL CHOICES, F.S. 1002.31

History:

Formerly Policy 5001 - AUTHORITY: F.S. 1001.41; Policy Adopted: 11/13/69; Policy Readopted: 9/5/74; Policy Amended: 6/19/80; 1/20/83; 3/3/83; 9/3/96; 4/8/97; 9/2/97; 6/20/00, 1/21/03, 11/09/04; Emergency Rule #E482-15; 6/6/83; 6/16/83; 5/17/84; 7/18/95; 3/19/96. Repealed 12/15/09.

Formerly Policy 5003 - AUTHORITY: F.S. 1001.41; Policy Adopted: 1/25/68; Amended Policy Approved: 10/18/73; 9/3/91; 4/20/93; 3/19/96; 8/20/96; Amended Policy Approved: 1/21/97, 6/15/04. Repealed 12/15/09.

Formerly Policy 5004 - AUTHORITY: F.S. 1001.41(1), (2); 1002.20 (6a); 1003.05(3); Policy Adopted: 6/2/88, 10/17/89, 5/1/90, 5/2/95, 9/3/96; Amended Policy Adopted: 4/8/97, 5/15/01, 4/23/02, 10/1/02, 6/17/03, 4/20/04, 9/9/08. Repealed 12/15/09.

I. DEFINITIONS

Active Military Duty Personnel: Currently serving in any branch of the U.S. Armed Forces (Army, Navy, Marine Corps, Air Force, Coast Guard).

Applicant: The parent/guardian of a natural, adopted, or foster, son, daughter, stepson, or stepdaughter living in the same household, who is currently applying to a requested school/program for the next school year.

Boundaried School: Except as otherwise allowed and approved by the appropriate process, all students residing within a particular attendance zone shall attend the assigned school for the zone of residence.

Feeder Patterns: A feeder pattern is when students in one elementary school matriculate to the same middle school and/or students in one middle school matriculate to the same high school.

Full-Time Employee: Confirmed full-time School Board employee working at same school of his/her child.

Innovative Programs/Parent Options: Schools that provide unique or thematic instruction to attract and maintain home boundary student enrollment. Marketing will target students living with the home school boundary. Stabilization of enrollment will be from existing boundaries. Innovative Programs/Parent Options support unique or thematic instruction within matriculating feeder patterns. There is no application process for this program. Magnet Programs that no longer meet the criteria to stabilize enrollment from within the school's boundary will transition to an Innovative Program, continuing with the implementation of thematic instruction for students.

Magnet Schools: Magnet schools/programs provide an opportunity for under-enrolled schools to stabilize/increase student enrollment. Magnet schools offer specialized curriculums with an emphasis on instruction that includes a rigorously defined sequential course of study not offered at other schools and that are different from those offered in other schools throughout the school District. Magnet schools provide transportation within transportation zones for those students living more than two miles from the Magnet school. Magnet schools can be total-school or program-within-a-school. Students must meet criteria and apply within a designated timeframe to be considered for placement.

No Child Left Behind (NCLB Choice) Choice: Students are eligible for NCLB Choice when the Title I school that they attend has not made Adequate Yearly Progress (AYP), as defined by the state, for three or more years. Any child attending such a school must be offered the option of transferring to another public school in the District with a grade C or higher or a Title I school not identified for school improvement. The District (subject to a spending cap in the legislation) must provide transportation to students who decide to change schools under this definition for those students living more than two miles from the receiving school. Students must apply within a designated timeframe to be considered for placement.

Nova Schools: An active learning community of all stakeholders established in which, kindergarten through twelfth grade, students receive a personalized, quality education. The Nova Schools are charged with researching, identifying, and implementing best practices in teaching literacy that promotes maximum student achievement. The Nova Schools will provide pre-service and in-service opportunities to teachers and prospective teachers in collaboration with the Education Consortium. Students must apply within a designated timeframe to be considered for placement.

Overcrowded School: Schools shall be deemed overcrowded when enrollment is greater than 100% of permanent Florida Inventory of School Houses (FISH) capacity and non-traditional classrooms are being utilized for their intended purpose (per Standards Information for Overcrowded Schools in Policy 5000, page four, item five).

Parent(s): Refers to either or both parents, any legal guardian of a student, any person in a legal parental relationship to a student, or any person exercising legal supervisory authority over a student in place of a parent.

Random Selection Process: A computerized student selection process through which student applications that meet the deadline are equally represented in a random pool of names from which applicants for each school are selected and assigned based on identified seats available.

Reassignments: An application for placement to attend a different school other than the boundaried school approved, based on capacity at the requested school or a compelling documented hardship. Students must apply within a designated timeframe to be considered for placement. There is no guarantee for a student to matriculate to the next school through the reassignment process.

School Boundaries: The geographic area that identifies public school assignments as annually approved by the School Board.

Sibling: A natural, adopted, or foster brother, sister, half-brother, half-sister, stepbrother, or stepsister living in the same household as a student who is currently attending a requested school and will continue to attend the requested school during the next school year.

Socioeconomic Status: May be determined by indicators including, but not limited to, participation in free/reduced lunch program.

Statement of Bona Fide Residence Form: Broward County Public School required form on which a parent can document primary place of residence to allow for immediate, temporary enrollment and provide the parent up to 30 calendar days to produce required documentation as stated in this Policy.

II. RULES

1. Eligibility

A. Magnet Schools - All students that apply to an elementary Magnet School are eligible. Students that apply to a Magnet middle or high school must meet eligibility criteria. There are no eligibility criteria at the elementary level. At the secondary level, the only eligibility criteria shall be as follows:

1. For the *International Baccalaureate Program*, applicants must have FCAT SSS scores for reading and mathematics at or above level 4 and have a minimum 3.0 GPA or better in Language Arts, Science, Social Studies, and Mathematics. For students who do not have FCAT scores, a nationally recognized norm-referenced standardized examination with scores of 90th percentile or above in reading and mathematics and have a minimum 3.0 GPA or better in Language Arts, Science, Social Studies and Mathematics.

2. For the *Science/Pre-Engineering Program* and *The Latin School*, applicants must have FCAT SSS scores for reading and mathematics at or above level 3 and have a minimum 3.0 GPA or better in Language Arts, Science, Social Studies, and Mathematics. For students who do not have FCAT scores, a nationally recognized standardized norm-referenced examination with scores of 75th percentile or above in reading and mathematics and have a minimum 3.0 GPA or better in Language Arts, Science, Social Studies and Mathematics.

3. For *other secondary Magnet programs*, applicants either must have FCAT SSS scores for reading and mathematics at or above level 3 and have a minimum 2.0 GPA or better in Language Arts, Science, Social Studies, and Mathematics. For students who do not have FCAT scores, a nationally recognized norm-referenced standardized examination with scores at the 50th percentile or above in reading and mathematics and have a minimum 2.0 GPA or better in Language Arts, Science, Social Studies, and Mathematics.

4. The following eligibility criteria and procedures will be used for acceptance of English Language Learner (ELL) students and Exceptional Education Students (ESE other than Gifted) or other students who may not meet the established eligibility criteria:

a. For secondary applicants for whom FCAT SSS and/or norm-referenced standardized examination scores are unavailable, a student's portfolio demonstrating proficiency in reading or mathematics in English or the student's native language (for ELL student) and teacher recommendations may be utilized in place of examination scores and applicants must have a GPA at or above the required GPA in Language Arts, Science, Social Studies and Mathematics for specific Magnet programs. For ELL students who have recently arrived in the United States, grades earned in the home country while still in residence there can be used. Applicants who do not meet these eligibility criteria shall be apprised of the opportunity to be considered eligible based on special circumstances and to submit the information listed below to the Magnet

school for review by the Magnet Review Panel, which will be comprised of Magnet coordinators and other appropriate personnel, established and chaired by the Superintendent or his/her impartial designee. The application review process may take into consideration:

- i. the written recommendation of teachers and/or administrators
- ii. a written explanation of special circumstances indicating the student's ability to succeed in a Magnet program compiled by both the sending school and the receiving Magnet school
- iii. interview with the student, where appropriate
- iv. a student's portfolio demonstrating proficiency at the assigned grade level in reading and/or mathematics in English and/or the student's native language
- v. names of ELL and/or ESE applicants who meet the above eligibility criteria through the alternative process will be placed into the qualified applicant pool. Applicants will be placed in Magnet schools/programs according to procedures.
- vi. In the case of a child whose extraordinary and/or special needs require the development of an Individualized Educational Program ("IEP") or an Educational Plan ("EP"), attendance at a Magnet or Nova School must be consistent with his/her IEP/EP.

5. For the secondary Performing Arts Programs, auditions shall also be required (in addition to the criteria in Rule 1.A.3. above). Auditions shall be judged by a qualified, diverse panel of professionals.

B. Innovative Programs/Parent Options - All students attending a school where an innovative program has been established may have opportunity to participate in the program.

C. Nova Schools - Any student residing in Broward County is eligible to apply. There are no academic eligibility criteria.

D. Reassignments - Any student attending a Broward County public school is eligible to request a reassignment to attend a school other than the boundaried school. There are no academic eligibility criteria.

1. A student must be registered at their assigned school to be considered for reassignment. Once a reassignment is granted, the student may remain at the reassigned school until he or she completes its highest grade, unless otherwise specified.

2. Commencing with the first day of the second semester, any student who moves out of the attendance area for his/her school shall be allowed, upon completion of the reassignment request form by parents to complete the second

semester in the school that the student has been attending. If the student wishes to continue at that school the following year, however, the student must obtain a reassignment pursuant to this Policy.

3. For schools which the School Board has approved a boundary change, and for first year implementation of the boundary change, students meeting the highest-grade criteria and entering grade 12 will receive an automatic approval with transportation. Students entering grade five (grade six for elementary schools with sixth grade) and grade eight will go through the reassignment process as space permits without transportation.

a. **Athletic Eligibility** - In order to represent a school in any athletic sport, a student must be a bona fide student of that school -- bona fide meaning, one is regularly enrolled and in regular attendance. In order to practice with a school on any athletic sports, a player must be a bona fide student of that school. A student shall be eligible in the school in which he or she first enrolls each school year, and makes him or herself a candidate for an athletic team by engaging in a practice prior to enrolling in any member school. The student shall be eligible in that school so long as he or she remains enrolled in that school and meets all other eligibility requirements (e.g. academic standing/GPA requirements/ residency). A student who transfers his/her attendance from one public school to another public school following his/her initial enrollment, or engagement in athletic practice, shall be ineligible to represent the new school he/she is attending for the duration of that school year. This rule shall not apply if the change of attendance from one school to another is accompanied by a corresponding change in residence on the part of the student's parent(s) or other individual with whom the student has lived continuously for a full calendar year, which makes it necessary for him/her to attend a different school. A student may file a waiver or hardship appeal with the Florida Activities Association regarding their athletic ineligibility.

E. NCLB Choice - Students who currently attend a Title I school that has not made AYP for three or more years, in accordance with federal and state guidelines, will be provided an opportunity to transfer to another school. There are no academic eligibility criteria.

2. Application Process

A. Magnet Schools - The Superintendent or his/her impartial designee shall make Magnet applications available at all schools and at the central office and shall mail Magnet brochures and applications to the parents of all K, 1, 2 and identified 5th and 8th grade students currently attending a Broward County Public School. All parents of students interested in applying for a Magnet school/program for the following school year must complete a written or online application and submit it between the first school day of December and a designated February date to the Innovative Programs office. The applicant must apply between the opening application day of school in December and a designated February date. Where there are more eligible students than available seats in a given grade level at a Magnet schools/programs, the District shall select

students for the grade level at the Magnet schools/programs by a random selection process as defined in the DEFINITIONS section of this Policy.

After the random selection process, a waiting list will be generated for each of the oversubscribed Magnet schools/programs. A student may hold a place on no more than one waiting list. The waiting lists will be maintained until the beginning of the second semester, and student vacancies will be filled until that time. Students on the waiting list who are offered assignments to a Magnet school/program must accept the assignment at the time given or relinquish their seat and apply for the next annual random selection process.

B. Innovative Programs/Parent Options - Seats available at an Innovative Programs/Parent Options School will be determined based on projected enrollment as compared with capacity at each school on an annual basis. If the District determines that there are seats available at an Innovative Programs/Parent Options School, parents will apply through the defined reassignment process.

C. Nova Schools - Applications for the following school year will be accepted from all students in the Broward County School system on an annual basis to the Innovative Programs office. Applications will be accepted from December first through a designated date in February. Where there are more applicants than available seats in a given grade level at a Nova School, the District shall select students for the grade level by a random selection process as defined in the DEFINITIONS section of this Policy.

The waiting list will be maintained until the beginning of the second semester, and student vacancies will be filled until that time. Students on the waiting list who are offered assignments to a Nova School must accept the assignment at the time given or relinquish their seat and apply for the next annual random selection process. Students admitted to the Nova Schools may remain in these schools as long as their parents/legal guardians are residents of Broward County and the student has not been withdrawn to attend another school, public or private.

D. Reassignments - The Superintendent (or his/her impartial designee) shall make reassignment applications available at all schools, at the Innovative Programs/Parent Options and NCLB Choice & Reassignment Departments, and via the browardschools.com website. Parents shall submit completed forms for a reassignment for the following school year to the NCLB Choice & Reassignment Department, between May 1 and June 15. No reassignment applications will be accepted after June 15. A reassignment shall be granted when it has been determined that the school has capacity based on historical enrollment trends and when any reassignment would not increase the school's enrollment beyond permanent capacity. On the application, parents/guardians will have an opportunity to site a bona fide academic programmatic requirement which may trigger an opportunity for the parent to share the student need with the Superintendent Hardship Committee if the program is not available at the home boundary school.

The Executive Director of Educational Programs (or designee) shall consider reassignments that are not submitted to the NCLB Choice & Reassignment Department, or via the browardschools.com website by the above deadline, only in cases of special needs.

The Executive Director of Educational Programs or designee shall review the circumstances of the application based upon the provisions of this Policy and render a decision if the applicant shall be granted an appeal hearing through the Superintendent Hardship Committee.

E. NCLB Choice - The application window for NCLB Choice occurs from the end of March after the conclusion of FCAT, through the end of April. The District will notify eligible parents at identified Title I schools about NCLB Choice in the spring of each year about the requirements under NCLB Choice for Title I schools that do not make AYP. NCLB Choice notification letters will be sent home with every child at the identified schools. NCLB Choice letters for incoming new grade levels to the schools (grade kindergarten for elementary schools and grade six for middle schools) are mailed directly to the homes. The NCLB Choice letters will provide general background information on AYP and NCLB Choice as well as Supplemental Educational Services (SES) options for students at identified schools that qualify for free or reduced lunch.

A post-AYP notification process will occur in the summer after the AYP results have been released by the state for any school that was not identified before the new AYP scores are released by the state. The District will notify parents in the summer of each year about the requirements under NCLB Choice for Title I schools that do not make AYP for the third year after the new scores have been released. Summer NCLB Choice letters are mailed to all eligible students. These letters will also provide general background information on AYP and NCLB Choice and SES options.

3. Assignment Priority

By January 15 of each year, the District will evaluate the extent to which the annual applicant pool for Nova and Magnet Schools reflects the geographic, gender, racial/ethnic, socioeconomic, linguistic and special needs diversity of the District as a whole. If any identifiable group of students in the annual applicant pool according to these criteria is under-represented, the District shall recruit additional Nova and Magnet applicants from the under-represented groups before the random selection process is implemented. Applicants that are assigned to an over-crowded school, whose enrollment exceeds 110% of the permanent capacity of the school, will be granted a priority for available seats. Priority for these applicants is defined as 25% of the available seats will be assigned to students attending over-crowded schools before a random selection process is employed for remaining available seats. Twenty-five percent (25%) of available seats will be awarded to students who are assigned to schools over 110% permanent capacity.

A. Magnet and Nova Schools - The following students have priority in the selection process prior to the random selection process:

1. Dependent children of active-duty military personnel (who otherwise meet the eligibility criteria for special academic programs such as advanced placement, dual enrollment and International Baccalaureate for Magnet Programs) shall be given first preference for admission to such programs, when an application is submitted by the published deadline even if the program is being offered through a public school other than the school to which the student would generally be assigned. F.S. 1003.05(3).
2. Elementary applicants who have a sibling currently attending a K-5 level Magnet school, who meet the application deadline and who will continue to attend the following year, will be placed in the same Magnet elementary school on a space-available basis prior to the random selection process.
3. Secondary applicants that have a sibling who will continue at the same Magnet (sibling must meet the eligibility criteria) school and who meet the application deadline will be placed in that school on a space-available basis prior to the random selection process.
4. Students presently in a Magnet program and wishing to continue in the same theme at the next level (e.g., middle, high) must apply between the first day of the application window in December and a designated February date. If the student meets the entrance criteria, he/she will be placed in the Magnet school on a space available basis prior to the random selection process.
5. A confirmed, permanent School Board employee, assigned a full-time work schedule at the requested school, may request through the application process that his/her student be placed in the Nova or Magnet School (secondary Magnet School applicants must meet criteria) on a space-available basis prior to the random selection process if the employee has met the application deadline.
6. Students selected to attend a Nova program will be given an opportunity to attend and remain in Nova K through grade 12.
7. Students who apply and meet the application deadline date for a Nova program, who have a documented sibling attending a Nova school and the sibling will continue to attend the following year, will be placed at a Nova school prior to the random selection process. Siblings that apply at the same time and do not have a sibling currently attending a Nova school will be given a priority if the other sibling is selected through the random selection process when a seat becomes available at the specific grade level.

B. Reassignments - In the case of a sibling applicant, a younger sibling will not be automatically approved to attend the same reassigned school of the older sibling(s). Hardship circumstances will be taken into consideration, dependent upon the capacity of the requested school. However, if the older sibling is in 5th, 8th, or 12th grade, the younger sibling may only be given a one-year reassignment.

C. NCLB Choice - NCLB Choice is given to all eligible students attending a Title I school not making AYP for three or more years that complete an NCLB Choice application and submit it by the designated deadline. If the demand for NCLB Choice exceeds available funds (as set annually by the state), priority will be given to the lowest achieving students that applied and met deadline. Priority factor for identifying lowest achieving students include FCAT level 1 or 2. If prioritization is required, those students that meet the prioritization requirements will be provided transportation. All students that submitted their NCLB Choice application within the application window will be given an assignment, however transportation will be given to those meeting the priority factor of FCAT level 1 or 2 prior to other students eligible for NCLB Choice dependent on the funding (set-aside required by the state).

4. Transportation

A. Magnet Schools - The School Board shall provide transportation to all students in out-of-boundary Magnet programs who reside more than two miles from the Magnet school/program as determined by the established Magnet transportation zone and for elementary students residing within two miles who face hazardous walking conditions. The parent understands that the child is subject to the Student Code of Conduct while on the bus. Where economically feasible, the School Board shall also provide activity buses to and from Magnet secondary schools/programs to enable students to participate in extracurricular activities offered at the Magnet school/program which they attend.

B. Innovative Programs/Parent Options - Transportation is not provided for students that live outside the designated school boundary. (Refer to reassignment transportation language 4.D in this Policy.)

C. Nova Schools - Transportation is provided for all Nova students that reside more than two miles from the assigned Nova school.

D. Reassignments - For all reassignment approvals, parents will be notified that they must assume responsibility for transportation, attendance, and behavior of the student, and that failure to do so will result in a rescission of the reassignment. The District is not obligated to provide transportation for reassigned students. It is the parent's responsibility to provide transportation to the reassigned school. Parents can request, via their requested school, a seat on the school bus through the "empty seat Policy." However, a seat is not guaranteed. A reassignment at one school level does not guarantee the approval of a reassignment at the next school level.

E. NCLB Choice - Transportation is provided for all students opting to participate in NCLB Choice. If the demand for NCLB Choice with transportation exceeds available funds, priority will be given to the lowest achieving students. The priority factor for identifying lowest achieving students is FCAT level 1 or 2. If prioritization is required, those students that meet the prioritization requirements will be given a school with transportation.

5. Appeals/Hardships

A. Magnet and Nova

1. If a parent believes that any of the procedures listed in this Policy have been violated, he/she may appeal in writing to the Superintendent or his/her impartial designee. An appeal to the Superintendent must be received in the Innovative Programs/Parent Options' office no later than fifteen (15) calendar days from the date of the alleged violation of the procedure. The Superintendent shall select an impartial designee to hear the appeal.

2. Applicants who do not meet the Magnet eligibility criteria shall be apprised of the opportunity to be considered eligible based on special circumstances and to submit the information listed below to the Innovative Programs office. The Magnet Review Panel comprised of Magnet coordinators and other appropriate personnel, established and chaired by the Superintendent or his/her impartial designee. The Magnet Review Panel will notify the parent when the review will take place and inform the parent of the final decision. The application review process may take into consideration:

- a. the written recommendation of teachers and/or administrators
- b. a written explanation of special circumstances indicating the student's ability to succeed in a Magnet program compiled by both the sending school and the receiving Magnet school
- c. interview with the student, where appropriate
- d. a student's portfolio demonstrating proficiency at the assigned grade level in reading and/or mathematics in English and/or the student's native language.

B. Innovative Programs/Parent Options - All hardship requests will follow the reassignment process for appeals. Refer to reassignment language 5.C. in this Policy. The provision in paragraph 5.C., shall govern all language in this Policy.

C. Reassignments - A parent may apply and submit his/her student's application to the Innovative Programs office for a hardship appeal for denial of a reassignment under one of the circumstances listed below. Upon receipt of a reassignment denial letter, a parent has 15 calendar days in which to apply for a hardship appeal describing the hardship with documentation of such attached. The letter must be postmarked no later than 15 calendar days of receipt of denial letter for the family to be eligible for a scheduled hardship committee hearing. The Superintendent's Hardship Committee shall hear the appeal and timely notify the parents of the outcome. This constitutes the final administrative decision.

Hardship may include:

1. unique circumstances for a particular family as determined by the Superintendent's Hardship Committee;
2. documented ongoing medical, or psychological reason, confirmed by school staff and medical professional;
3. highest grade situation - student who is entering or currently in the highest grade in a school he/she has been attending and wishes to remain at that school to complete that level with his/her class;

4. mobility - related to students in the foster care system and homelessness; and,
5. documented, bona fide programmatic situation.

D. NCLB Choice - A parent of an eligible NCLB Choice student may request an appeal to the outcome of the NCLB Choice process by calling the NCLB Choice & Reassignments Office by no later than 10 calendar days beyond the application due date. A Documented Challenges Committee will review all documents on a weekly basis and provide notification of the outcome to the parent's appeal within 48 hours of the documented challenges meeting. A parent may request an appeal for the following circumstances:

1. incorrect address in the student information system must be corrected by parent at boundary Title I school and student information systems updated before parent is eligible for an appeal;
2. sibling (not guaranteed under NCLB Choice Act);
3. medical (documented).

6. Withdrawals

A. Magnet

1. Elementary Magnet School placement is in effect through the remainder of the grades in the receiving school unless rescinded by the affected area superintendent or by the School Board. Elementary Magnet school placement may be rescinded after documented interventions have been attempted at any time during the school year by the affected Area Office for repeated violations of the Code of Student Conduct guidelines including poor attendance, excessive tardiness, or inappropriate behavior, and failure to follow school procedures. When students do not follow the rules and expectations outlined in the Code of Student Conduct, one or more of the actions listed in the Code of Student Conduct may be taken until the problem is resolved.
2. If an elementary student moves out of the Magnet "transportation zone," the student may remain in the Magnet school through the remainder of the grades if the parent provides transportation.
3. If an elementary student moves out of the boundary of the elementary Magnet school but still resides within the Magnet transportation zone, the student may remain enrolled at the Magnet elementary school utilizing existing transportation.
4. If a Magnet student moves out of a Magnet transportation zone into another Magnet transportation zone in which the SAME THEME Magnet program is available, the Magnet student will have priority for a seat. This does not apply to students changing school level.
5. At the secondary level, students admitted to the Magnet schools/programs may remain in these schools/programs as long as their parents are residents of Broward County, the student has not been withdrawn to attend another school, public or private, and the student maintains a 2.5 GPA.

a. Any secondary Magnet student who is experiencing difficulty maintaining a 2.5 GPA shall have documented opportunity to receive appropriate counseling and assistance at his/her Magnet school/program. However, if a student fails to maintain a 2.5 GPA for two consecutive semesters or one full school year (dependent upon the school's schedule), with documented interventions, he/she will be ineligible to continue in the Magnet program and will be assigned to his/her home school, based on approved school boundaries.

i. Whereas a secondary Magnet school/program is identified as under-enrolled, the administration at that secondary Magnet school/program may opt to extend the timeframe of the documented interventions for a student in the event that removal of that student would increase a declining enrollment trend at the school.

6. Requests for withdrawal must be filed with the Principal of the school and the Director of Innovative Programs/Parent Options. Withdrawals for the purpose of the relocation of the student's parents/legal guardians outside of Broward County or to allow a student to enter a private school shall be granted at any time. Withdrawals for the purpose of attending the affected student's regularly assigned public school, based on approved boundaries, shall be granted at any time.

7. A student who withdraws from a Magnet school/program must reapply for admission according to the provision of this Policy.

8. Any request for temporary leave from a Magnet school/program must be approved by the Principal and Director of Innovative Programs/Parent Options before the student is withdrawn. A leave of absence from the Magnet school/program shall be considered in the following situations:

a. A student may be granted a leave of absence from the Magnet school/program for the period of time necessary to complete any of the following programs or hospital stays: being a patient in a hospital for an extended period of time; being enrolled in the Board's Hospital Homebound Program; acceptance into a Board approved Alternative Education Program or other exceptional education programs; enrollment in a licensed, full-time substance abuse treatment program; or participation as an exchange student.

b. If a family or student is moving out of Broward County temporarily, a leave of absence may be granted for a maximum of one (1) year.

B. Innovative Programs/Parent Options - Defined as a reassignment if the student attends from beyond identified school boundary. The provision in paragraph 5.C., shall govern all withdrawals under this Policy.

C. Nova Schools -

1. Nova school placement may be rescinded by the affected Area Office after documented interventions have been attempted at any time during the school year for repeated violations of the Code of Student Conduct guidelines including poor attendance, excessive tardiness, or inappropriate behavior, and failure to follow school procedures. When students do not follow the rules and expectations outlined in the Code of Student Conduct, one or more of the actions under the procedures in the Code of Student Conduct may be taken until the problem is resolved.

2. Requests for withdrawal must be filed with the Principal of the school and the Director of Innovative Programs/Parent Options. Withdrawals for the purpose of the relocation of the student's parents/legal guardians outside of Broward County or to allow a student to enter a private school shall be granted at any time.

Withdrawals for the purpose of attending the affected student's regularly assigned public school, based on approved boundaries, shall be granted at any time.

3. Any request for temporary leave from the Nova Schools must be approved by the Principal and the Director of Innovative Programs/Parent Options before the student is withdrawn. A leave of absence from the Nova Schools shall be considered in the following situations:

a. A student may be granted a leave of absence from the Nova Schools for the period of time necessary to complete any of the following programs or hospital stays: being a patient in a hospital for an extended period of time; being enrolled in the Board's Hospital Homebound Program; acceptance into a Board approved Alternative Education Program or other exceptional education programs; enrollment in a licensed, full-time substance abuse treatment program; or participation as an exchange student.

b. If a family or student is moving out of Broward County temporarily, a leave of absence may be granted for a maximum of one (1) year.

4. A student who withdraws from the Nova Schools must reapply for admission according to the provisions of this Policy, with no preferential treatment given for re-admission.

D. Reassignments -

1. Withdrawals for the purpose of the relocation of the student's parents/legal guardians outside of Broward County or to allow a student to enter a private school shall be granted at any time. Withdrawals for the purpose of attending the affected student's regularly assigned public school, based on approved boundaries, shall be granted at any time.

2. Granted reassignments may be rescinded at any time during the school year by the affected Area Office for violations of the Code of Student Conduct

Guidelines. Whenever possible, the student will be returned to the assigned boundaried school during a scheduled break in the school year, such as at the end of the quarter or semester. When students do not follow the rules and expectations outlined in the Code of Student Conduct, one or more of the actions under the procedures in the Code of Student Conduct may be taken until the problem is resolved.

E. NCLB Choice - Withdrawals for the purpose of the relocation of the student's parents/legal guardians outside of Broward County or to allow a student to enter a private school shall be granted at any time. Withdrawals for the purpose of attending the affected student's regularly assigned public school, based on approved boundaries, shall be granted at any time.

7. Monitoring and Reporting

After the 20th day enrollment count each school year, the School Boundary Department, in conjunction with the Innovative Programs/Parent Options Department, will report the impact of the student enrollment. This report shall include:

- A.** the number and characteristics of students who submitted a completed application, registered and attends the school;
- B.** data reflecting the reasons for which applications were granted or denied District-wide;
- C.** the impact of the assignments that enrolled on the capacity and the diversity of each school;
- D.** Planning tool;
- E.** in November, seats available at any Broward County Public School will be annually reviewed for enrollment/program needs and included in the school boundary recommendation process; and
- F.** any recommendations regarding modifications to this Policy or its rules.